

SPARE PARTS CATALOG

Tank trailers



Reliable, no matter where.



The LAG Spare Parts catalog is a comprehensive range of all-make trailer parts and workshop consumables. Developed by LAG trailers NV, it's available through the European LAG dealer network.

LAG offers an extensive range of parts for all their build trailers but also for all other trailer brands, and a market-leading selection of consumables. All products are OE and OE quality ensuring the best for your vehicle. The entire range of LAG products can be found and easily identified in our quick reference catalogues.

By offering a comprehensive range in one place means you can reduce your supplier base and associated costs. After all different suppliers mean different admin systems - which means extra cost and hassle for you.

Once you have identified the part(s) you require, simply call, email or visit your local LAG dealer. You'll find your local branch on the following pages or on our website. Each has a broad range of parts and consumables in stock, and any not immediately available will, in the vast majority of cases, be available through the LAG parts express delivery system.

We choose only products that meet our stringent standards of both quality and durability, and back them all with standard LAG warranty terms and conditions.






Whether you carry out your own fleet maintenance, or it's conducted by your local LAG dealer, the LAG program can save you time and money, maximizing the uptime of your fleet whilst reducing the overall cost of your operation. The range is constantly being expanded, so you will always find what you need.

LAG spare-parts catalog is just one of the programs that LAG offer to support your business. Your local dealer is your one-stop partner for your transport solutions. Under one roof you will find professionals who can help you.

LAG Reliable, no matter where

Table Of Contents

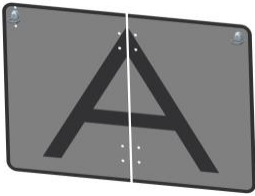






SPARE PARTS CATALOG	1
FOREWORD	2
ACCESSORIES	4
CHASSIS PARTS	14
MUDGUARD & SUPPORT	31
BODYWORK PARTS	34
AIR - PNEUMATIC BRAKE & SUSPENSION PARTS	44
ELECTRIC - GENERAL	51
ELECTRIC - LIGHTING	63
AIR (PRESSURE) PARTS - CHASSIS UPPER / BODY	74
GASKETS & SEALS	86
COUPLING & VALVES - GENERAL	92
COUPLING - STORZ	109
COUPLING - GUILLIMIN	111
COUPLING - TW	113
HOSE TUBE & BRACKET PARTS	117
HANDRAIL / LADDER / WALKWAY	124
TANK PARTS	132
HYDRAULIC PARTS	142
APPENDAGES	144
ORDER FORM	145
SPARE PART DEALERS	148

	Article	Description
	28S2J8601A	AARDINGSHASPEL RVS - 15 METER GROUNDING REEL STAINLESS STEEL - 15 METRES ERDUNGSROLLE EDELSTAHL - 15 METER ENROULEUR DE MISE À LA TERRE ACIER INOXYDABLE - 15 MÈTRES
	59OLE001	DRUPPELSCHAAL LEKBAKJE - 226X207X80 (polyamide 25 liter) DRIP TRAY LEAK BIN - 226X207X80 (polyamide 25 LITER) TROPFSCHALE LECKEIMER - 226X207X80 (polyamide 25 LITER) BAC DE RECUPERATION POUR BAC À GOUTTES - 226X207X80 (polyamide 25 LITRES)
	61DIV015	WIELMOERDOP RADOLID MET LAG-LOGO KSW32-2-G65 CHROME WHEEL NUT CAP RADOLID WITH LAG-LOGO KSW32-2-G65 CHROME RADMUTTER KAPPE RADOLID MIT LAG-LOGO KSW32-2-G65 CHROM BOUCHON ECROU DE ROUE RADOLIDE AVEC LOGO LAG KSW32-2-G65 CHROME
	61DIV016	WIELMOERDOP RADOLID MET LAG-LOGO KSW32-2-G43 CHROME WHEEL NUT CAP RADOLID WITH LAG-LOGO KSW32-2-G43 CHROME RADMUTTER KAPPE RADOLID MIT LAG-LOGO KSW32-2-G43 CHROM BOUCHON ECROU DE ROUE RADOLIDE AVEC LOGO LAG KSW32-2-G43 CHROME
	61DIV018	WIELMOERDOP CHROME - MET LAG LOGO KSW32-2-G38/H10 WHEEL NUT CAP CHROME - WITH LAG LOGO KSW32-2-G38/H10 RADMUTTER KAPPE CHROM - MIT LAG LOGO KSW32-2-G38/H10 BOUCHON ECROU DE ROUE CHROME - AVEC LOGO LAG KSW32-2-G38 / H10
	61DIV022	WIELMOER INDICATOR TYPE CHECKPOINT 32MM - GEEL WHEEL NUT INDICATOR TYPE CHECKPOINT 32MM - YELLOW RADMUTTER INDIKATOR TYP CHECKPOINT 32MM - GELB POINT DE CONTRÔLE TYPE INDICATEUR DE ROUE 32MM - JAUNE
	61DIV026	WIELMOERDOP MET INDICATOR - CHECKPOINT 32MM - FLUO GEEL WHEEL NUT SILL WITH INDICATOR - CHECK POINT 32MM - FLUO YELLOW RADMUTTER SILL MIT INDIKATOR - PRÜFPUNKT 32MM - FLUO GELB ÉCROU DE ROUE AVEC INDICATEUR - POINT DE CONTRÔLE 32MM - FLUO JAUNE


	Article	Description
	61DIV029	WIELMOERDOP CHROME MET GEINTEGREERDE INDICATOR EN LAG-LOGO (M32) WHEEL MOUNTED CHROME WITH INDICATOR AND LAG LOGO (M32) RADMONTIERTES CHROM MIT INDIKATOR UND LAGERZEICHEN (M32) CHROME MONTÉ SUR LA ROUE AVEC INDICATEUR ET LOGO LAG (M32)
	63KPO006	DIEFSTALZEKERING KOPPELPEN / KINGPEN SLOT 2" THEFT FUSE TORQUE PINS / KINGPIN LOCK 2 " DIEFT SICHERUNG DREHMOMENT PINS / KINGPIN LOCK 2 " VOLS FUSIBLES COUPLE DE COUPLE / KINGPIN LOCK 2 "
	63SDI001	ONDERLEGPLAAT STEUNVOET KUNSTSTOF 20TON (400 X 400 X 60mm) RINGS PLATE SUPPORT BASIC PLASTIC 20TON (400X400X60 MM) RINGE PLATTEN STÜTZE BASIC PLASTIC 20TON (400X400X60 MM) BAGUES SUPPORT PLAQUE DE BASE EN PLASTIQUE 20TON (400X400X60 MM)
	65BDB022	OPTITIRE ECU AANHANGER ECU OPTITIRE ECU OPTITIRE ECU OPTITIRE
	65BDB024	OPTITIRE ADAPTERKABEL ADAPTER CABLE - OPTI TYRE PRESSURE SYSTEM ADAPTERKABEL - OPTI REIFENDRUCKSYSTEM CÂBLE ADAPTATEUR - SYSTÈME DE PRESSION DES PNEUS OPTI
	65RAB086	EBS SPIRAALKABEL MET 7 POLEN COILED CONNECTING CABLE CLASSI WENDELFLIXKABEL CLASSIC CABLE LIAISON TRACTEUR
	65RAB127	SPIRAALKABEL MET 5 POLEN 12V SPIRAL CABLE WITH 5 POLES 12V SPIRAL KABEL MIT 5-POLIGEM 12V CÂBLE SPIRALÉ AVEC 5 PÔLES 12V




	Article	Description
	66ARD006	AARDINGSPEN DIAMETER 12 X 70 GROUNDING PIN DIAMETER 12 X 70 ERDUNGSANSCHLUSS DURCHMESSER 12 X 70 DIAMÈTRE DE GOUPILLE DE MISE À LA TERRE 12 X 70
	66ARD009	AARDKABELHASPEL INCL. KLEM MET OPSPOELREM (15 METER) GROUNDING CABLE REEL INCL. CLAMP WITH SPOOLER BRAKE (15 METRES) ERDUNGSKABEL REEL INKL. KLEMME MIT SPOOLER-BREMSE (15 METER) BOBINE DE CÂBLE DE MISE À LA TERRE INCL. PINCE AVEC FREIN SPOOLER (15 MÈTRES)
	66STC081	ADAPTERBLOK 15 POLIG NAAR 2X7 POLIG ADAPTER BLOCK 15 PIN TO 2X7 PIN ADAPTER-BSCHLOSS 15 PIN TO 2X7 PIN BLOC ADAPTATEUR 15 BROCHES A 2X7 BROCHES
	66VNC033	NUMMERPLAATHOUDER LAG UITVOERING LICENSE HOLDER PLATE LIZENZHALTERPLATTE PLAQUE DE SUPPORT DE LICENCE
	66VZC001	ZWAAILAMP (HALOGEEN) 2RL 008061-111 BEACON LIGHT (HALOGEN) 2RL 008061-111 WARNSCHILDAL LEUCHTE (HALOGEN) 2RL 008061-111 BALISE LUMINEUSE (HALOGEN) 2RL 008061-111
	66VZC021	ZWAAILAMP , LED , ORANJE BEACON LIGHT, LED, ORANGE WARNSCHILDAL LEUCHTE, LED, ORANGE BALISE LUMINEUSE, LED, ORANGE
	67ADR015	ADR INOX CIJFERSET 39-DELIG (INCL. ETUI 135X93,5) ADR STAINLESS STEEL FIGURE SET 39-PIECE (INCL. ETUI 135X93.5) ADR EDELSTAHL FIGUR SET 39-TEILE (INKL. ETUI 135X93.5) ADR ACIER INOXYDABLE FIGURE ENSEMBLE 39 PIECES (Y COMPRIS ETUI 135X93.5)

	Article	Description
	67ADR020	ADR INOX BORD, MET MONTAGEPLAAT ADR STAINLESS STEEL SIGN, WITH MOUNTING PLATE ADR EDELSTAHL SCHILD, MIT MONTAGEPLATTE SIGNAUX ADR ACIER INOXYDABLE AVEC PLAQUE DE MONTAGE
	67ADR021	GEVAREN ETIKET, KLASSE 3 EN 5.1, ALU DR, DUBZIJDIG (300X300X2MM) HAZARD LABEL, CLASS 3 AND 5.1, ALUMINIUM DOUBLE-SIDED (300X300X2MM) GEFAHRENKENNZEICHNUNG, KLASSE 3 UND 5.1, ALUMINIUM DOPPELSEITIG (300X300X2MM) ÉTIQUETTE DE DANGER, CLASSE 3 ET 5.1, ALUMINIUM DOUBLE FACE (300X300X2MM)
	67ADR023	GEVAREN ETIKET, KLASSE 3, ALUMINIUM DR, ENKZ (300X300X2MM) HAZARD LABEL, CLASS 3, ALUMINIUM, SINGLE-SIDED (300X300X2MM) GEFAHRENKENNZEICHNUNG, KLASSE 3, ALUMINIUM, EINSEITIG (300X300X2MM) ÉTIQUETTE DE DANGER, CLASSE 3, ALUMINIUM, SIMPLE (300X300X2MM)
	67ADR024	GEVAREN ETIKET, KLASSE 4.1, ALUMINIUM DR, ENKZIJDIG (300X300X2MM) HAZARD LABEL, CLASS 4.1, ALUMINIUM, SINGLE-SIDED (300X300X2MM) GEFAHRENKENNZEICHNUNG, KLASSE 4.1, ALUMINIUM, EINSEITIG (300X300X2MM) ÉTIQUETTE DE DANGER, CLASSE 4.1, ALUMINIUM, SIMPLE (300X300X2MM)
	67ADR027	GEVAREN ETIKET, KLASSE 8, ALUMINIUM DR, ENKZIJDIG (300X300X2MM) HAZARD LABEL, CLASS 8, ALUMINIUM, SINGLE-SIDED (300X300X2MM) GEFAHRENKENNZEICHNUNG, KLASSE 8, ALUMINIUM, EINSEITIG (300X300X2MM) ÉTIQUETTE DE DANGER, CLASSE 8, ALUMINIUM, SIMPLE (300X300X2MM)
	67ADR028	GEVAREN ETIKET, KLASSE 9, ALUMINIUM DR, ENKZIJDIG (300X300X2MM) HAZARD LABEL, CLASS 9, ALUMINIUM, SINGLE-SIDED (300X300X2MM) GEFAHRENKENNZEICHNUNG, KLASSE 9, ALUMINIUM, EINSEITIG (300X300X2MM) ÉTIQUETTE DE DANGER, CLASSE 9, ALUMINIUM, SIMPLE (300X300X2MM)
	67ADR032	ADR-BORD ORANJE - Klapbaar (aluminium zwarte rand) ADR-SIGN ORANGE - FOLDING (ALUMINIUM BLACK EDGE) ADR-SCHILD ORANGE - FALTBAR (ALUMINIUM SCHWARZ UMRANDET) SIGNAUX ADR ORANGE - PLIANT (ALUMINIUM BORD NOIR)





	Article	Description
	67ADR042	A-BORD KLAPBAAR, WIT MET ZWARTE A - BENDER A-SIGN FOLDING, WHITE WITH BLACK BACKGROUND - BENDER A-SCHILD FALTBAR, WEIß MIT SCHWARZEM HINTERGRUND - BENDER SIGNE A PLIANT, BLANC AVEC FOND NOIR - BENDER
	67ADR056	GEVARENSTICKER, KLASSE 3, ALUMINIUM DR, KLAPBORD (300x300x1mm) HAZARD STICKER, CLASS 3, ALUMINIUM, FOLDING SIGN (300x300x1mm) GEFAHRENAUFKLEBER, KLASSE 3, ALUMINIUM, FALTNARES SCHILD (300x300x1mm) AUTOCOLLANT DE DANGER, CLASSE 3, ALUMINIUM, SIGNE PLIANT (300x300x1mm)
	67ADR080	SLEDE GEVAREN ETIKET ADR UNIV. ROESTVRIJSTAAL -VERDR. CLIP (300X300X0,8MM) CARRIAGE HAZARD LABEL ADR UNIV. STAINLESS STEEL -VERDR. CLIP (300X300X0,8MM) WAGEN GEFAHRENKENNZEICHNUNG ADR UNIV. EDELSTAHL -VERDR. CLIP (300X300X0,8MM) ÉTIQUETTE DE DANGER DE TRANSPORT ADR UNIV. ACIER INOXYDABLE - VERDR. CLIP (300X300X0,8MM)
	67ADR094	GEV. ETIKET, MILIEUGEVAARLIJK, 300X300X2, ZW/WIT HAZARD LABEL, ENVIRONMENTAL HAZARD, 300X300X2, BLACK/WHITE GEFAHRENKENNZEICHNUNG, UMWELTGEFÄHRDUNG, 300X300X2, SCHWARZ/WEIß ÉTIQUETTE DE DANGER, DANGER POUR L'ENVIRONNEMENT, 300X300X2, NOIR / BLANC
	67ADR129	ADR GEVAREN BORDBOX, OPVOUWBAAR ALUMINIUM (KLASSE: 3 / 4.1 / 5.1 / 6.1 / 8 / 9 / VIS) ADR HAZARD SIGN BOX, FOLDING ALUMINIUM (CLASS: 3 / 4.1 / 5.1 / 6.1 / 8/9 / VIS) ADR GEFAHRENSYMBOL BOX, FALTBAR ALUMINIUM (KLASSE: 3 / 4.1 / 5.1 / 6.1 / 8/9 / VIS) BOÎTE DE SIGNALISATION DE DANGER ADR, ALUMINIUM PLIANT (CLASSE: 3 / 4.1 / 5.1 / 6.1 / 8/9 / VIS)
	67ADR130	ADR GEVAREN BORDBOX, OPVOUWBAAR, ALUMINIUM (KLASSE: 3 / 4.1 / 5.1 / 6.1 / 8 / 9 / TEMPERA) ADR HAZARD BOARD BOX, FOLDABLE, ALUMINIUM (CLASS: 3/4.1/5.1/6.1/8/9/TEMPERA) ADR HAZARD BOARD BOX, FALTBAR, ALUMINIUM (KLASSE: 3/4.1/5.1/6.1/8/9/TEMPERA) BOÎTE DE CARTON DE HASARD D'ADR, PLIABLE, ALUMINIUM (CLASSE: 3/4.1/5.1/6.1/8/9/TEMPERA)
	67BRB008	BRANDBLUSSER, RONAC RK38BC, 21B, GOEDGEKEURD, 3 KG+STEUN FIRE EXTINGUISHER, RONAC RK38BC, 21B, APPROVED, 3 KG + BRACKET FEUERLÖSCHER, RONAC RK38BC, 21B, GENEHMIGT, 3 KG + HALTERUNG EXTINCTEUR, RONAC RK38BC, 21B, APPROUVÉ, 3 KG + SUPPORT

	Article	Description
	67BRB029	BRANDBLUSSER KOFFER , FICHET , DIA MAX.200, MAX.H=620 FIRE EXTINGUISHER CASE, FICHET, DIAMETER MAX.200, MAX. H = 620 FEUERLÖSCHER CASE, FICHET, DURCHMESSER MAX.200, MAX. H = 620 BOITIER D'EXTINCTEUR, FICHET, DIAMÈTRE MAX.200, MAX. H = 620
	67BRB050	BRANDBLUSSER, SAVAL G9C,9 KG, ABC , (BELGIE TOELATING) FIRE EXTINGUISHER, SAVAL G9C, 9 KG, ABC, (BELGIUM PERMITTED) FEUERLÖSCHER, SAVAL G9C, 9 KG, ABC, (IN BELGIEN ZUGELASSEN) EXTINCTEUR, SAVAL G9C, 9 KG, ABC, (SELON LOI BELGE)
	67BRB053	BRANDBLUSSER,SAVAL G6C,6 KG,ABC,NEDERLAND
	67BRB085	BRANDBLUSSER,GLORIA PD6GA,6KG,ABC GOEDKEURINGEN: GB/SE/CZ/RO/DK/LT/LV/PL FIRE EXTINGUISHER, GLORIA PD6GA, 6KG, ABCAPPROVALS: GB / SE / CZ / RO / DK / LT / LV / PL
	67BRB087	BRANDBLUSSER,GLORIA PD9GA,9KG,ABC GOEDKEURINGEN: GB/DE/FR/EE/PL/IT/HU/RU/AE FIRE EXTINGUISHER, GLORIA PD9GA, 9KG, ABCAPPROVALS: GB / DE / FR / EE / PL / IT / HU / RU / AE
	67DOK001	DOCUMENTHOUDER,DIA=75MM,L=350,GRIJS (ONBRANDBAAR EN WATERDICHT) DOCUMENT HOLDER, DIAMETER 75MM / LENGTH 350, GREY (NON-FLAMMABLE AND WATERPROOF) DOKUMENTENHALTER, DURCHMESSER 75MM / LÄNGE 350, GRAU (NICHT BRENNBAR UND WASSERDICHT) PORTE-DOCUMENTS, DIAMÈTRE 75MM / LONGUEUR 350, GRIS (ININFLAMMABLE ET IMPERMÉABLE)
	67DOK002	DOCUMENTHOUDER, WATERDICHT MET KETTING EN BRANDVRIJ (DIAMETER=100MM, LENGTE =350, GRIJS, ADR) DOCUMENT HOLDER, WATERPROOF WITH CHAIN AND NON-FLAMMABLE (DIAMETER = 100MM, LENGTH = 350, GREY, ADR) DOKUMENTENHALTER, WASSERDICHT MIT KETTE UND NICHT BRENNBAR (DURCHMESSER = 100MM, LÄNGE = 350, GRAU, ADR) PORTE-DOCUMENTS, IMPERMÉABLE AVEC CHAÎNE ET ININFLAMMABLE (DIAMÈTRE = 100MM, LONGUEUR = 350, GRIS, ADR)

	Article	Description
	67DOK003	DOCUMENTHOUDER,DIAMETER=125MM,L=345,ZWART MET KETTING DOCUMENT HOLDER, DIAMETER = 125MM, LENGTH = 345, BLACK WITH CHAIN DOKUMENTENHALTER, DURCHMESSER = 125MM, LÄNGE = 345, SCHWARZ MIT KETTE PORTE-DOCUMENTS, DIAMETRE = 125MM, LONGUEUR = 345, NOIR AVEC CHAINE
	67DOK004	DOCUMENTKOFFER, FICHET, TYPE RIMBOX 300 DOCUMENT CASE, FICHET, RIM BOX TYPE 300 DOKUMENTENTASCHE, FICHET, FELGE BOX TYP 300 DOCUMENT CASE, FICHET, RIM BOX TYPE 300
	67GRK061	WATERTANK ZWART 30LTR [B.350 X H.360 X D430] WATER TANK BLACK 30 LITER (B.350 X H.360 X D.430) WASSERTANK SCHWARZ 30 LITER (B.350 X H.360 X D.430) RÉSERVOIR D'EAU NOIR 30 LITRE (B.350 X H.360 X D.430)
	67GRK106	KIST TILBURGS; RVS HOOGGLANS; 1000X500X500;2 DEUREN BOX TILBURGS; STAINLESS STEEL HIGH-GLOSS; 1000X500X500;2 DOORS TRUHE TILBURGS; EDELSTAHL HOCHGLÄNZEND; 1000X500X500;2 TÜREN COFFRE TILBURGS ; ACIER INOXYDABLE BRILLANT ; 1000X500X500;2 PORTES
	67MKB016	SET MARKERINGSSTICKER, GETROKKEN VOERTUIG, ECE70 (566X197MM) MARKING STICKER SET, TOWED VEHICLE, ECE70 (566X197MM) KENNZEICHNUNGS-AUFKLEBER SET, ABGESCHLEPPTES FAHRZEUG, ECE70 (566X197MM) ENSEMBLE AUTOCOLLANT DE MARQUAGE, VÉHICULE REMORQUÉ, ECE70 (566X197MM)
	67MKB039	1 STUK MARKERINGSBORD, GETROKKEN VOERTUIG , 566X197 1 PIECE MARKING SIGN, TOWED VEHICLE, 566X197 1 KENNZEICHNUNGS-SCHILD, ABGESCHLEPPTES FAHRZEUG, 566X197 SIGNE DE MARQUAGE 1 PIÈCE, VÉHICULE REMORQUÉ, 566X197
	67SLP091	Spatlap Mudflap Schmutzfänger Bavette

	Article	Description
	67SLP093	Spatlap Mudflap Schmutzfänger Bavette
	67STI024	STICKER AARDING - DRIEHOEKIG, GEEL-ZWART STICKER GROUNDING - TRIANGULAR, YELLOW-BLACK AUFKLEBER ERDUNG - DREIECKIG, GELB-SCHWARZ AUTOCOLLANT MISE À LA TERRE - TRIANGULAIRE, JAUNE-NOIR
	67STI416	MARKERINGSBAND 3M SCOTCHLITE WIT (50 METER) MARKER BAND 3M SCOTCHLITE WHITE (50 METER) MARKER BAND 3M SCOTCHLITE WEIß (50 METER) BANDE DE MARQUEUR 3M SCOTCHLITEMC BLANC (50 METRES)
	67STI433	STICKER, MILIEUGEVAARLIJK 300 X 300 ZWART/WIT STICKER, ENVIRONMENTAL HAZARD 300 X 300 BLACK/WHITE AUFKLEBER, UMWELTGEFÄHRDUNG 300 X 300 SCHWARZ/WEIß AUTOCOLLANT, DANGER POUR L'ENVIRONNEMENT 300 X 300 NOIR / BLANC
	67STI525	MARKERINGSBAND WIT LAG(AVERY 55MM BREED, ROL 50METER MET E-KEUR) MARKING TAPE WHITE LAG (AVERY 55MM WIDE, ROLL 50METRES WITH E-CERT.) MARKIERUNGSBAND WEIß LAG (AVERY 55MM BREIT, ROLLE 50 METER MIT E-ZERT.) MARQUAGE RUBAN BLANC (AVERY LARGEUR 55MM ROULEAU 50METRES AVEC E-CERT.)
	67STI526	MARKERINGSBAND LAG - GEEL (Breedte 55mm / Lengte 50Mtr) incl. E-keur MARKER BAND LAG-YELLOW (WIDTH 55MM/LENGTH 50MTR) INCLUDING E-VERIFICATION MARKER BAND LAG-GELB (BREITE 55MM/LÄNGE 50MTR) EINSCHLIEßLICH E-VERIFIKATION MARQUEUR LAG-JAUNE (LARGEUR 55MM/LONGUEUR 50MTR) Y COMPRIS E-VÉRIFICATION
	67STI527	MARKERINGSBAND LAG - ROOD (Breedte 55mm / Lengte 50Mtr) incl. E-keur MARKER BAND LAG-RED (WIDTH 55MM/LENGTH 50MTR) PRICE INCLUDES. E-VERIFICATION MARKER BAND LAG-ROT (BREITE 55MM/LÄNGE 50MTR) PREIS BEINHALTET. E-VERIFIKATION LA BANDE DE MARQUEUR LAG-ROUGE (LARGEUR 55MM/LENGTH 50MTR) INCLUT LE PRIX. VÉRIFICATION ÉLECTRONIQUE

	Article	Description
	67WBL003	WIELBLOKHOUDER NG 53 VORM B, STAAL, VERZINKT WHEEL BLOCK HOLDER NG 53 SHAPE B, STEEL, GALVANIZED RADBSCHLOSS HALTER NG 53 FORM B, STAHL, GALVANISIERT SUPPORT DE BLOC DE ROUE NG 53 FORME B, ACIER, GALVANISE
	67WBL009	WIELBLOKHOUDER NG 53, KLEMBAAR OP CHASSISPLAAT WHEEL BLOCK HOLDER NG 53, CLAMPABLE ON CHASSIS PLATE RADBSCHLOSS HALTER NG 53, AN CHASSIS-PLATTE KLEMMBAR PORTE-BLOC DE ROUE NG 53, ACROCHABLE SUR LA PLAQUE DE CHASSIS
	67WBL010	WIELBLOK NG 53 VORM E, KUNSTSTOF, GEEL (POLYPROYLEEN) WHEEL BLOCK NG 53 SHAPE E, PLASTIC, YELLOW (POLYPROPYLENE) UNTERLEGKEILE NG 53 FORM E, KUNSTSTOFF, GELB (POLYPROPYLENE) BLOC ROUE NG 53 FORME E, PLASTIQUE, JAUNE (POLYPROPYLENE)
	67WBL015	WIELBLOKHOUDER NG 53, BUIS BEVESTIGING WHEEL BLOCK HOLDER NG 53, PIPE ATTACHMENT RADBSCHLOSS HALTER NG 53, ROHR-BEFESTIGUNG PORTE-BLOC DE ROUE NG 53, ATTACHE POUR TUYAU
	67WBL016	WIELBLOK NG 53, KUNSTSTOF, GEEL (DIN 76051; THERMOPLASTIC) (VOOR HOUDER 67WBL015) WHEEL BLOCK NG 53, PLASTIC, YELLOW (DIN 76051; THERMOPLASTIC) UNTERLEGKEILE NG 53, KUNSTSTOFF, GELB (DIN 76051; THERMOKUNSTSTOFF) BLOC ROUE NG 53, PLASTIQUE, JAUNE (DIN 76051; THERMOPLASTIQUE)
	73BWP001	WATERPAS 100 X 40 X 15 MM MET OPDRUK LOGO LAG LEVEL 100 X 40 X 15 MM WITH PRINTING LOGO LAYER EBENE 100 X 40 X 15 MM MIT DRUCK LOGO SCHICHT NIVEAU 100 X 40 X 15 MM AVEC COUCHE DE LOGO D'IMPRESSION
	73SHC017	BALANSBLOK VEERPROLSYSTEEM: F=4-6KG - L=2 M BALANCE BLOCK SPRING RETRACTOR SYSTEM: F = 4-6KG-L = 2 M BALANCE BLOCK FEDER RETRAKTOR SYSTEM: F = 4-6 KG-L = 2 M SYSTÈME DE RÉTRACTEUR DE RESSORT DE BLOC D'ÉQUILIBRE: F = 4-6KG-L = 2 M

	Article	Description
	74STO001	HAAKSLEUTEL 90-155 NW 50 TOT NW80 HOOK KEY 90-155 NW 50 TOT NW80 HOOK SCHLÜSSEL 90-155 NW 50 TOT NW80 CROCHET CLE 90-155 NW 50 TOT NW80
	84SLO012	VIERKANTSLEUTEL L=160 STAAL VERNIKKELD SQUARE KEY L=160 STEEL NICKEL PLATED QUADRATISCHER SCHLÜSSEL L=160 STAHL VERNICKELT CLÉ CARRÉE L = 160 ACIER NICKEL
	84SLO019	HAAKSE SLEUTEL; UITW. EN INW. VIERKANT PERPENDICULAR KEY, EXTERNAL AND INTERNAL SQUARE SENKRECHTER SCHLÜSSEL, EXTERN UND INTERN QUADRATISCH CLÉ PERPENDICULAIRE, CARRÉ EXTERNE ET INTERNE
	92DIV004	BLAASPISTOOL 1/4" AANSLUITING AIRBLOW GUN 1/4 "CONNECTION LUFTBLASPISTOLE 1/4 "ANSCHLUSS BLOW GUN 1/4 "CONNEXION







	Article	Description
	18M3K0029A	BLOKKAGERING / BUS ACHTERSCHARNIER D88,9 X D57,5 X 30 BLOCKING RING/BUS REAR HINGE D88.9 X D57.5 X 30 ABSCHLUSSRING/BUS HECKSCHARNIER D88.9 X D57.5 X 30 ANNEAU DE BLOCAGE/CHARNIÈRE DE BUS D88 X D57,5 X 30
	18S0G7008A	MOLENPLAAT 8MM H58 MET OPRIJRAMP MILL PLATE 8MM H58 WITH RAMP MÜHLEN PLATTE 8MM H58 MIT RAMPE PLAQUE DE MOULIN 8MM H58 AVEC RAMPE
	28A300001085	STEUN ZIJ- & BREEDTEMARKERING ROESTVRIJSTAAL L535 BRACKET SIDE & WIDTH MARKING STAINLESS STEEL L535 BEFESTIGUNG SEITE & BREITENKENNZEICHNUNG EDELSTAHL L535 SUPPORT MARQUAGE LATÉRAL ET LARGEUR ACIER INOXYDABLE L535
	28A3J0000161	FIETSENVANGERSTEUN (BOVEN MONTAGE) SIDEGUARD BRACKET (ABOVE ASSEMBLY) SEITENSCHIRM HALTERUNG (ÜBER MONTAGE) SUPPORT DE PARE CYCLISTE (CI-DESSUS ASSEMBLAGE)
	28A3J0000163	FIETSENVANGERSTEUN GESCHROEFD CENTER S.S. SIDEGUARD BRACKET SCREWED CENTRE SEITENSCHIRM HALTERUNG GESCHRAUBT MITTE SUPPORT DE PARE CYCLISTE CENTRAL VISSE
	28A7Q0000024	HOOGTEREGELAAR BEVEVESTIGING SPANSCHAAL VIERKANT 120 HEIGHT CONTROLLER ASSEMBLY SPANISH SCALE SQUARE 120 HÖHENREGLER MONTAGE SPANISCH SCALE SQUARE 120 ASSEMBLAGE DE CONTRÔLEUR DE HAUTEUR ESPAGNOL SCALE SQUARE 120
	28M0J0270A	BEVESTIGING FIETSENVANGER SIDEGUARD BRACKET SEITENSCHIRM HALTERUNG SUPPORT DE PARE CYCLISTE

	Article	Description
	28M0R0172A	BEVESTIGING LUCHTKETEL AIR TANK ATTACHMENT LUFTBEHÄLTER BEFESTIGUNG ATTACHE DE RÉSERVOIR D'AIR
	28M2J0042A	RING AARDINGSHASPEL GROUNDING REEL RING ERDUNGSSPULE-RING BAGUE DE BOBINE DE MISE À LA TERRE
	28M2J0110B03	FERRYHAAK BEVESTIGINGSBEUGEL, MOLENPLAAT RVS FERRY HOOK FIXING BRACKET, MOLENPLATE STAINLESS STEEL FÄHREHAKEN BEFESTIGUNGSHALTER, MÖLLENPLATTE ROSTFREIER STAHL SUPPORT DE FIXATION CROCHET FERRY, ACIER INOXYDABLE MOLENPLATE
	28M2J0127A	SLANGKOKERSTEUN TEGEN TANKZADEL HOSE SLEEVE SUPPORT AGAINST TANK SADDLE SCHLAUCH HÜLSEN HALTERUNG GEGEN TANK SATTEL SUPPORT DE MANCHON DE TUYAU CONTRE LA SELLE DU RÉSERVOIR
	28M3P0057A	FLENS ROESTVRIJSTAAL D174XD109 / D100 X S150 X 8X D11 X 10 FLANGE STAINLESS STEEL D174XD109 / D100 X S150 X 8X D11 X 10 FLANSCH EDELSTAHL D174XD109 / D100 X S150 X 8X D11 X 10 BRIDE ACIER INOXYDABLE D174XD109 / D100 X S150 X 8X D11 X 10
	33WKX006	FIETSENVANGER 100 X 100 - 6060 T6 - LENGTE =4000 SIDEGUARD 100 X 100 - 6060 T6 - LENGTH = 4000 SEITENSCHIRM 100 X 100 - 6060 T6 - LÄNGE = 4000 PROFIL ALU PARE CYCLISTE 100 X 100 - 6060 T6 - LONGUEUR = 4000
	33WKX017	FIETSENVANGER 100 X 30 - 6060 T6 - LENGTE=6500 SIDEGUARD 100 X 30 - 6060 T6 - LENGTH = 6500 SEITENSCHIRM 100 X 30 - 6060 T6 - LÄNGE = 6500 PROFIL ALU PARE CYCLISTE 100 X 30 - 6060 T6 - LONGUEUR = 6500

	Article	Description
	38A3M0000071	BEVESTIGING MARKERINGSBORD/ BREEDTEMARKING GEANODISEERDISEERD ALUMINIUM MARKING BOARD ATTACHMENT/WIDTH MARKING ANODIZED ALUMINIUM KENNZEICHNUNGSTAFEL BEFESTIGUNG/BREITENKENNZEICHNUNG ELOXIERTES ALUMINIUM FIXATION DE PANNEAU DE MARQUAGE / MARQUAGE DE LARGEUR D'ALUMINIUM ANODISÉ
	61BSB014	STOOTDEMPER BPW (0237228902) DAMPER BPW (0237228902) DÄMPFER BPW (0237228902) AMORTISSEUR BPW (0237228902)
	61BVA005	VANGKABEL Lengte =1160mm
	61BVA007	VANGKABEL Lengte=1270
	61DIV023	WIELMOERDOP CHROME - ZONDER LAG-LOGO WHEEL NUT CAP CHROME - WITHOUT LAG LOGO RADMUTTER KAPPE CHROM - OHNE LAG LOGO BOUCHON D'ECROU DE ROUE CHROME - SANS LOGO LAG
	62BPV001	VELG BPW ECO 11.75X22.5 M22 ALU, BRILIANT, GAT26 - ET0 BPW ECO RIM 11.75X22.5 M22 ALU, BRILLIANT, 26-HOLE BPW ECO FELGE 11.75X22.5 M22 ALU, BRILLIANT, 26- LOCH JANTE BPW ECO 11.75X22.5 M22 ALU, BRILLANT, 26 TROUS
	62BPV002	VELG BPW ECO 11.75X22.5 M22 ALU, BRILIANT, GAT26 - ET120 BPW ECO RIM 11.75 X 22.5 M22 ALU, BRILIANT, 26 HOLE - ET120 BPW ECO FELGE 11,75 X 22,5 M22 ALU, BRILLANT, 26 LOCH-ET120 JANTE BPW ECO 11,75 X 22,5 M22 ALU, BRILLANT, 26 TROUS-ET120

	Article	Description
	63JOD004	MANIVELHOUDER LG=115 JOST JS E0040200 SWIVEL STOOL HOLDER LG = 115 JOST JS E0040200 DREHHOCKER-HALTERUNG LG = 115 JOST JS E0040200 PORTE-TUBE PIVOTANT LG = 115 JOST JS E0040200
	63JOD018	ZWENGEL STEUNPOOT JOST JS0042805 A=520
	63JOD019	VERBINDINGSSTANG JOST MODUL B L04 - LG=1500 CONNECTING ROD JOST MODUL B L04-LG = 1500 PLEUEL JOST MODUL B L04-LG = 1500 TRINGLE DE RACCORDEMENT JOST MODUL B L04-LG = 1500
	63JOD020	VERBINDINGSSTANG JOST MODUL B L08 - LG=1635 CONNECTION ROD JOST MODUL B L08 CONNECTING - LG = 1635 VERBINDUNGSSTAB JOST MODUL B L08 VERBINDUNG - LG = 1635 BARRE DE RACCORDEMENT JOST MODULE B L08 CONNEXION - LG = 1635
	63JOD021	ZWENGEL/KURBEL JOST A=450 (LANG) CRANK JOST A = 450 KURBEL JOST A = 450 MANIVELLE JOST A = 450
	63JOD022	S-VOET VOOR JOST STEUNVOET MODUL B S-FOOT FOR JOST LANDINGGEAR MODUL B LANDINGGEAR S-FUß FÜR JOST FAHRWERK MODUL B FAHRWERK S-FOOT POUR BEQUILLES JOST MODUL B
	63JOD025	T-VOET VOOR JOST STEUNVOET MODUL B T-FOOT FOR JOST MODUL B LANDINGGEAR T-FUß FÜR JOST MODUL B FAHRWERK T-FOOT POUR JOST MODUL B LANDINGGEAR

	Article	Description
	63JOD027	ZWENDEL/KURBEL STEUNPOOT JOST A=350 CRANK STAND JACK JOST A = 350 KURBEL WAGENHEBER JOST A = 350 MANIVELLE JACK A = 350
	63JOD029	BUITENRAAMBEDIENING VOOR STEUNPOTEN JOST (MODUL B+C) EXTERNAL WINDOW CONTROL FOR SUPPORT LEGS JOST (MODUL B + C) EXTERNE FENSTERSTEUERUNG FÜR UNTERSTÜTZUNG DER BEINE JOST (MODUL B + C) COMMANDE DE FENÊTRE EXTERNE POUR LES JAMBES DE SOUTIEN JOST (MODUL B + C)
	63JOD030	HOUDER VOOR STEUNPOOT ZWENDEL KURBELHALTERUNG - JOST MODUL
	63JOD031	MANIVELHOUDER LG=215 JOST SWIVEL STOOL HOLDER LG = 215 JOST DREHHOCKER-HALTERUNG LG = 215 JOST SUPPORT MANIVELLE LG = 215 JOST
	63JOP111	STEUNVOET PAAR, JOST MODUL CH 840/470 S-VOET (ZONDER ZWENDEL & VERBINDINGSBUIS) LANDINGGEAR PAIR, JOST MODUL CH 840/470 S-FOOT FAHRWERK PAAR, JOST MODUL CH 840/470 S-FUß PAIRE DE BEQUILLES JOST MODUL CH 840/470 S-FOOT
	63JOP131	STEUNVOET PAAR, JOST CA 102 A (MH=850/SL=420) UITSLUITEND POTEN SUPPORT FOOT PAIR, JOST CA 102 A (MH = 850/SL = 420) ONLY LEGS STÜTZ FUSS PAAR, JOST CA 102 A (MH = 850/SL = 420) NUR BEINE PAIRE DE PIEDS DE SUPPORT, JOST CA 102 A (MH = 850/SL = 420) SEULEMENT LES JAMBES
	63JOP132	STEUNVOET PAAR ALUMINIUM, JOST CA 103 A / MH=800/SL=370 (ZONDER ZWENDEL, ZONDER VERBINDINGSBUIS) BRACKET FOOT PAIR ALUMINIUM, JOST CA 103 A / MH = 800 / SL = 370 (EXCLUSIVE CRANK OR CONNECTION TUBE) TRÄGERFUß PAAR ALU, JOST CA 103 A / MH = 800 / SL = 370 (EXKLUSIVE KURBEL ODER VERBINDUNGSSCHLAUCH) MECANISME PAIRE DE BEQUILLES ALU, JOST CA 103 A / MH = 800 / SL = 370 (MANIVELLE EXCLUSIVE OU TUBE DE RACCORDEMENT)

	Article	Description
	63JOP136	STEUNVOET PAAR, JOST MODUL B 850/520 BOV - MET S-VOET
	63JOP141	STEUNPOTEN COMPLETE SET, JOST MODUL B 800/470 BOV - B0301-040000 - MET T-VOET SUPPORT LEGS COMPLETE SET, JOST MODUL B 800/470 BOV - B0301-040000 - WITH T-BASE UNTERSTÜTZUNGSBEINE KOMPLETT SET, JOST MODUL B 800/470 BOV - B0301-040000 - MIT T-BASE JEU COMPLET DE PIEDS DE SUPPORT, JOST MODUL B 800/470 BOV - B0301-040000 - AVEC BASE EN T
	63JOP142	STEUNVOET PAAR, JOST MODUL B 800/470 BOVEN MET S-VOET (B0301-010000) SUPPORT FOOT PAIR, JOST MODUL B 800/470 TOP WITH S-FOOT (B0301-010000) STÜTZ FUSS PAAR, JOST MODUL B 800/470 TOP MIT S-FOOT (B0301-010000) PAIRE DE PIEDS DE SUPPORT, MODULE JOST B 800/470 HAUT AVEC S-FOOT (B0301-010000)
	63JOP145	STEUNVOET PAAR, JOST MODUL B 750/430 BOV (B0401-040000) - T-VOET
	63JOP146	STEUNVOET PAAR, JOST MODUL B 750/430 BOV - MET S-VOET
	63JOP151	STEUNVOET PAAR/SET, JOST MODUL B 700/400 BOV - B0501-040000 / T-VOET LANDINGGEAR FOOT PAIR/SET, JOST MODUL B 700/400 BOV - B0501-040000 / T-FOOT FAHRWERK FUß PAAR/SET, JOST MODUL B 700/400 BOV - B0501-040000 / T-FUß PAIRE DE BEQUILLES/ENSEMBLE JOST MODULE B 700/400 BOV - B0501-040000 / T-FOOT
	63JOP152	STEUNVOET PAAR/SET, JOST MODUL B 700/400 BOV - B0501-040000 / S-VOET SUPPORT FOOT PAIR/SET, JOST MODUL B 700/400 BOV-B0501-040000/S-BASE STÜTZ FUSS PAAR/SET, JOST MODUL B 700/400-B0501-040000/S-BASE PAIRE DE PIED SUPPORT/SET, MODULE JOST B 700/400 BOV-B0501-040000/S-BASE

	Article	Description
	63JOP157	STEUNVOET PAAR, JOST MODUL B 650/350 BOV (B0601-010000 MET S-VOET)
	63KPC004	KOPPELPEN 2" JOST COMPLEET , VR PLAAT 8MM KINGPIN 2" JOST COMPLETE, VR PLATE 8MM KÖNIGSZAPFEN 2" JOST KOMPLETT, VR PLATTE 8MM PIVOT D'ATTELAGE 2 "JOST COMPLET, PLAQUE VR 8MM
	63KPC005	KOPPELPEN 2" JOST, KOMPLEET , VR PLAAT 10 MM KINGPIN 2" JOST, COMPLETE, VR PLATE 10 MM KÖNIGSZAPFEN 2" JOST, KOMPLETT, VR PLATTE 10 MM PIVOT D'ATTELAGE 2 "JOST, COMPLET, PLAQUE VR 10 MM
	63SDI003	VALPOOT LIGHT - ALUMINIUM UITVOERING (TOT. HOOGTE 795MM - SLAG : 500MM) 30TON FOLDING LEG LIGHT-ALUMINIUM VERSION (UP TO. HEIGHT 795MM-STROKE: 500MM) 30TON KLAPP BEIN LIGHT-ALUMINIUMVERSION (BIS. HÖHE 795MM-HUB: 500MM) 30TON JAMBE PLIANTE-VERSION ALUMINIUM (JUSQU'À. HAUTEUR 795MM-STROKE: 500MM) 30TON
	65RKE009	LUCHTKETEL ALU - 40 LTR - 758 X 276 MM (WERKDRUK MIN. 10 BAR) AIR TANK ALU - 40 LITER - 758 X 276 MM (WORKING PRESSURE MIN. 10 BAR) LUFTBEHÄLTER ALU - 40 LITER - 758 X 276 MM (BETRIEBSDRUCK MIN. 10 BAR) RÉSERVOIR D'AIR ALU - 40 LITRES - 758 X 276 MM (PRESSION DE TRAVAIL MIN 10 BAR)
	65RKE010	LUCHTKETEL STAAL - 40 LTR - 760 X 276 MM AIR TANK STEEL - 40 LITER - 760 X 276 MM LUFTBEHÄLTER STAHL - 40 LITER - 760 X 276 MM RÉSERVOIR D'AIR ACIER - 40 LITRE - 760 X 276 MM
	65RKE013	LUCHTKETEL STAAL - 60 LTR - 1109 X 276 MM AIR TANK STEEL - 60 LITER - 1109 X 276 MM LUFTBEHÄLTER STAHL - 60 LITER - 1109 X 276 MM RÉSERVOIR D'AIR ACIER - 60 LITRES - 1109 X 276 MM

	Article	Description
	65RKE014	LUCHTKETEL ALUMINIUM - 60 LTR - 900 X 310 MM AIR TANK ALUMINIUM - 60 LITER - 900 X 310 MM LUFTBEHÄLTER ALUMINIUM - 60 LITER - 900 X 310 MM RÉSERVOIR D'AIR ALU - 60 LITRE - 900 X 310 MM
	65RKE015	LUCHTKETEL STAAL - 60 LTR - 884 X 310 MM (WERKDRUK MIN. 10 BAR) AIR TANK STEEL - 60 LITER - 884 X 310 MM (WORKING PRESSURE MIN. 10 BAR) LUFTBEHÄLTER STAHL - 60 LITER - 884 X 310 MM (BETRIEBSDRUCK MIN. 10 BAR) RÉSERVOIR D'AIR ACIER - 60 LITRES - 884 X 310 MM (PRESSION DE TRAVAIL MIN 10 BAR)
	65RKE020	LUCHTKETEL ALUMINIUM - 80 LTR - 1175 X 310 MM AIR TANK ALUMINIUM - 80 LITER - 1175 X 310 MM LUFTBEHÄLTER ALUMINIUM - 80 LITER - 1175 X 310 MM RÉSERVOIR D'AIR ALUMINIUM - 80 LITRE - 1175 X 310 MM
	65RKE022	LUCHTKETEL STAAL - 80 LTR - 1175 X 310 MM AIR TANK STEEL - 80 LITER - 1175 X 310 MM LUFTBEHÄLTER STAHL - 80 LITER - 1175 X 310 MM RÉSERVOIR D'AIR ACIER - 80 LITRE - 1175 X 310 MM
	65RKE025	LUCHTKETEL ALU - 40 LTR - 945 X 246 MM (WERKDRUK MIN. 10 BAR) AIR TANK ALU - 40 LITER - 945 X 246 MM (WORKING PRESSURE MIN. 10 BAR) LUFTBEHÄLTER ALU - 40 LITER - 945 X 246 MM (BETRIEBSDRUCK MIN. 10 BAR) RESERVOIR D'AIR ALU - 40 LITRE - 945 X 246 MM (PRESSION DE TRAVAIL MIN 10 BAR)
	65RKE035	LUCHTKETEL ALU - 60 LTR - 396/591 MET BEUGEL (9.5 BAR - ZWART GECOAT) AIR TANK ALU - 60 LITER - 396/591 WITH BRACKET (9.5 BAR - BLACK COATED) LUFTBEHÄLTER ALU - 60 LITER - 396/591 MIT HALTERUNG (9.5 BAR - SCHWARZ BESCHICHTET) RESERVOIR D'AIR ALU - 60 LITRE - 396/591 AVEC SUPPORT (9,5 BAR - NOIR)
	65RKE036	LUCHTKETEL ALU - 80 LTR - 396/758 MET BEUGEL (9.5 BAR - ZWART GECOAT) AIR TANK ALU - 80 LITER - 396/758 WITH BRACKET (9.5 BAR - BLACK COATED) LUFTBEHÄLTER ALU - 80 LITER - 396/758 MIT HALTERUNG (9.5 BAR - SCHWARZ BESCHICHTET) RÉSERVOIR D'AIR ALU - 80 LITRE - 396/758 AVEC SUPPORT (9,5 BAR - NOIR)

CHASSIS PARTS

	Article	Description
	65RKE042	<p>LUCHTKETEL ALUMINIUM - 100LITER - 396/925 BEUGEL - NORM EN286-2 - PS 9.5 BAR - ZWART GECOAT</p> <p>AIR TANK ALUMINIUM - 100 LITER - 396/925 BRACKET - STANDARD EN286-2 - PS 9.5 BAR - BLACK COATED</p> <p>LUFTBEHÄLTER ALUMINIUM - 100 LITER - 396/925 HALTERUNG - STANDARD EN286-2 - PS 9.5 BAR - SCHWARZ BESCHICHTET</p> <p>RÉSERVOIR D'AIR ALUMINIUM - 100 LITRE - 396/925 SUPPORT - STANDARD EN286-2 - PS 9,5 BAR - NOIR</p>
	65RKE046	<p>LUCHTKETEL-ALUMINIUM 80LITER 396/758 BEUGEL (PS 9.5 BAR - ZWART GECOAT)</p> <p>AIR TANK-ALUMINIUM 80 LITER 396/758 BRACKET (PS 9.5 BAR - BLACK COATED)</p> <p>LUFTBEHÄLTER-ALUMINIUM 80 LITER 396/758 HALTERUNG (PS 9.5 BAR - SCHWARZ BESCHICHTET)</p> <p>RÉSERVOIR D'AIR-ALUMINIUM 80 LITRE 396/758 SUPPORT (PS 9,5 BAR - NOIR ENDUIT)</p>
	65RKE047	<p>LUCHTKETEL ALUMINIUM 100LITER 396/925 BEUGEL (ZWART GECOAT)</p> <p>AIR TANK ALUMINIUM 100 LITER 396/925 BRACKET (BLACK COATED)</p> <p>LUFTBEHÄLTER ALUMINIUM 100 LITER 396/925 HALTERUNG (SCHWARZ BESCHICHTET)</p> <p>RESERVOIR D'AIR ALUMINIUM 100 LITRE 396/925 SUPPORT - ENDUIT NOIR</p>
	67BUM001	<p>BUMPER+LICHTKAST ALUMINIUM GEANODISEERD (101X234 L=2400)</p> <p>BUMPER + LIGHT CASE ALUMINIUM ANODIZED (101X234 L = 2400)</p> <p>STOßSTANGE + LICHTGEHÄUSE ALUMINIUM ELOXIERT (101X234 L = 2400)</p> <p>PARE-CHOCS + BOITIER LUMINEUX ALUMINIUM ANODISÉ (101X234 L = 2400)</p>
	67BUM002	<p>BUMPER, ALUMINIUM GEANODISEERD.130X90 L=2400 EEG, ALUSUISSE</p> <p>BUMPER, ALUMINIUM ANODIZED.130X90 L = 2400 EEG, ALUSUISSE</p> <p>STOßSTANGE, ALUMINIUM ELOXIERT.130X90 L = 2400 EEG, ALUSUISSE</p> <p>PARE-CHOCS, ALUMINIUM ANODIZED.130X90 L = 2400 EEG, ALUSUISSE</p>
	67BUM005	<p>EINDSTUK LINKS + RECHTS RUBBER , ALUMINIUM SUISSE S-160</p> <p>END PIECE LEFT + RIGHT RUBBER FOR BUMPER, ALUMINIUM SUISSE S-160</p> <p>ENDSTÜCK LINKS + RECHTS GUMMI FÜR STOßSTANGE, ALUMINIUM SUISSE S-160</p> <p>PIÈCE D'EXTRÉMITÉ GAUCHE + CAOUTCHOUC DROIT POUR PARE-CHOCS, ALUMINIUM SUISSE S-160</p>
	67BUM006	<p>KUNSTSTOF AFDEKSTRIP VOOR BUMPER 67BUM001</p> <p>PLASTIC COVER STRIP FOR BUMPER 67BUM001</p> <p>KUNSTSTOFF COVER STRIP FÜR STOßSTANGE 67BUM001</p> <p>BANDE DE COUVERTURE EN PLASTIQUE POUR PARE-CHOC 67BUM001</p>

	Article	Description
	67BUM007	RUBBER EINDSTUK VOOR ALUMINIUM PROFIEL 234X101X30 RUBBER END PIECE FOR ALUMINIUM PROFILE 234X101X30 GUMMI ENDSTÜCK FÜR ALUMINIUM PROFILE 234X101X30 PIÈCE EN CAOUTCHOUC D'EXTREMITE POUR PROFIL EN ALUMINIUM 234X101X30
	67BUM031	BEVESTIGING BREEDTELICHT OP ASPOCK BUMPER ATTACHMENT WIDTH LIGHT ON ASPOCK BUMPER BREITE LICHT BEFESTIGUNG AUF ASPOCK STOßSTANGE ATTACHE LUMIÈRE DE LARGEUR SUR PARE-CHOCS ASPOCK
	67BUM032	EINDKAPPEN ASPOCK BUMPER RECHTS + LINKS END CAPS ASPOCK BUMPER RIGHT + LEFT ABSCHLUSSKAPPEN ASPOCK STOßSTANGE RECHTS + LINKS PIÈCES D'EXTREMITE POUR PARE-CHOCS ASPOCK DROIT + GAUCHE
	67BUM035	BUMPER ALUMINIUM COMPLEET INCLUSIEF VERLICHTING ASPOCK EUROPOINT II BUMPER ALUMINIUM COMPLETE INCLUDING LIGHTING ASPOCK EURO POINT II STOßFÄNGER ALUMINIUM INKL. BELEUCHTUNG EURO POINT II PARE-CHOCS ALUMINIUM INCL. ÉCLAIRAGE ASPOCK EURO POINT II
	67BUM036	BUMPER, ALUMINIUM GEANODISEERD - 130X90 L=2400 (EEG KEUR), ALUSUISSE BUMPER, ALUMINIUM ANODIZED - 130X90 L = 2400 (EEC CERT.), ALUSUISSE STOßSTANGE, ALUMINIUM ELOXIERT - 130X90 L = 2400 (EEC CERT.), ALUSUISSE PARE-CHOCS, ALUMINIUM ANODISÉ - 130X90 L = 2400 (CERT. CEE), ALUSUISSE
	67BUM037	BUMPER+ LICHTKAST ALUMINIUM GEANODISEERD, ONGEBOORD BUMPER + LIGHT CASE ALUMINIUM ANODIZED, UNDRILLED STOßSTANGE + LICHTGEHÄUSE ALUMINIUM ELOXIERT, UNGEBOHRT PARE-CHOCS + BOITIER LUMINEUX ALUMINIUM ANODISÉ, NON REMPLI
	67BUM070	LICHTKAST (UNIVERSEEL) - ROESTVRIJSTAAL - LASMONTAGE LIGHT CASE (UNIVERSAL) - STAINLESS STEEL - WELD ASSEMBLY LICHTGEHÄUSE (UNIVERSAL) - EDELSTAHL - SCHWEIßMONTAGE BOITIER LUMINEUX (UNIVERSEL) - ACIER INOXYDABLE - ENSEMBLE SOUDURE

	Article	Description
	67BUM082	BUMPER+ LICHTKAST COMPLEET, ALUMINIUM, GEBOORD (14-4164-407) BUMPER + LIGHT CASE COMPLETE, ALUMINIUM, DRILLED (14-4164-407) STOßSTANGE + LICHTGEHÄUSE KOMPLETT, ALUMINIUM, GEBOHRT (14-4164-407) PARE-CHOCS + ÉTUI LUMINEUX COMPLET, ALUMINIUM, PERCÉ (14-4164-407)
	67FEH001	FERRYHAAK L-OOG=202,H=120,L-HOUDER=120 H=35 (GETEST 36TON) FERRY HOOK EYE LENGTH = 202 / HEIGHT 120 / HOLDER LENGTH 120 / HEIGHT 35 (TESTED 36TONNES) FERRY HOOK EYE LÄNGE = 202 / HÖHE 120 / HALTER LÄNGE 120 / HÖHE 35 (TESTED 36TONNES) CROCHET DE FERRY LONGUEUR DES OEILLETES = 202 / HAUTEUR 120 / LONGUEUR DU SUPPORT 120 / HAUTEUR 35 (TESTÉ 36TONNES)
	67FSV002	KUNSTSTOF EINDSTUK VOOR ALUMINIUM PROFIEL 100 X 100 PLASTIC END PIECE FOR ALUMINIUM PROFILE 100 X 100 KUNSTSTOFF ENDSTÜCK FÜR ALUMINIUM PROFILE 100 X 100 PIECE EN PLASTIQUE POUR PROFIL EN ALUMINIUM 100 X 100
	67FSV003	KUNSTSTOF EINDSTUK VOOR ALUMINIUM PROFIEL 100 X 30 PLASTIC END PIECE FOR ALUMINIUM PROFILE 100 X 30 KUNSTSTOFF ENDSTÜCK FÜR ALUMINIUM PROFILE 100 X 30 PIECE EN PLASTIQUE POUR PROFIL EN ALUMINIUM 100 X 30
	67FSV006	BEVEESTIGING SET FIETSENVANGER, ROESTVRIJSTAAL, KLAPBAAR L=700 MM SIDEGUARD ATTACHMENT SET, STAINLESS STEEL, FOLDING L = 700 MM SEITENSCHIRM BEFESTIGUNG SET, EDELSTAHL, FALTBARE L = 700 MM ENSEMBLE DE FIXATION POUR GARDE-BOUE, ACIER INOXYDABLE, PLIANT L = 700 MM
	67FSV015	BORGKLEM FIETSENVANGER, RVS (VOOR KLAPSTEUN 67FSV006) LOCK CLAMP SIDE GUARD PROTECTION, STAINLESS STEEL (FOR FOLDING SUPPORT 67FSV006) SCHLOSSKLEMMEN-SEITENSCHUTZSCHUTZ, EDELSTAHL (FÜR FALTSSTÜTZE 67FSV006) PROTECTION DE GARDE D'EAU LATÉRALE DE SERRURE, ACIER INOXYDABLE (POUR SUPPORT PLIANT 67FSV006)
	67GRK001	OPBERGKIST KUNSTSTOF TYPE 103, 750 X 430 X 450 STORAGE BOX PLASTIC TYPE 103, 750 X 430 X 450 AUFBEWAHRUNGSBOX KUNSTSTOFF TYP 103, 750 X 430 X 450 BOÎTE DE RANGEMENT EN PLASTIQUE TYPE 103, 750 X 430 X 450







	Article	Description
	67GRK003	KIST FICHET, TYPE 105, RIMBOX 1040X490X480 FICHET CHEST, TYPE 105, RIMBOX 1040X490X480 FICHET CHEST, TYP 105, RIMBOX 1040X490X480 COFFRE FICHET, TYPE 105, RIMBOX 1040X490X480
	67RWD003	LIER RESERVEWIELDRAGER MET HAAKSE SMEERNIPPEL WINCH SPARE WHEEL CARRIER WITH RIGHT-ANGLE LUBRICATION NIPPLE WINDEN-RESERVERADTRÄGER MIT RECHTWINKLIGEM SCHMIERNIPPEL PORTE-ROUE DE RECHANGE DE TREUIL AVEC MAMELON DE LUBRIFICATION À ANGLE DROIT
	67RWD016	HAAK RESERVEWIELDRAGER RVS - KORT MODEL VOOR - ET0 VELGEN HOOK SPARE WHEEL CARRIER (STAINLESS STEEL - SHORT MODEL) HAKEN RESERVERADHALTERUNG (EDELSTAHL - KURZES MODELL) CROCHET PORTE-ROUE DE RECHANGE (ACIER INOXYDABLE - MODÈLE COURT)
	67RWD017	HAAK RESERVEWIELDRAGER RVS - LANG MODEL VOOR ET120 VELGEN HOOK SPARE WHEEL CARRIER STAINLESS STEEL (LONG MODEL) HAKEN RESERVERADTRÄGER EDELSTAHL (LANGES MODELL) CROCHET DE ROUE DE SECOURS EN ACIER INOXYDABLE (MODÈLE LONG)
	73BKM029	KM-TELLER, JOST, BA 385/65, MERCEDES KOMPAKT LA. KM COUNTER, JOST, BA 385/65, MERCEDES COMPACT LA. KM COUNTER, JOST, BA 385/65, MERCEDES COMPACT LA. KM COUNTER, JOST, BA 385/65, MERCEDES COMPACT LA.
	73BKM062	KM-TELLER,BPW,ECO+3 9T/10T,BA 385/65R22,5 KM-COUNTER, BPW, ECO+3 9+10TON, BA 385/65R22.5 KM-COUNTER, BPW, ECO+3 - 9+10TON, BA 385/65R22.5 COMPTEUR DE KM, BPW, ECO+3 -9+10TON, BA 385/65R22.5
	84DIV037	PARALLEL ARM D-40 - L488 PARALLEL ARM D40 - L488 PARALLELARM D40 - L488 BRAS PARALLÈLE D40 - L488

	Article	Description
	84SLU112	KRUK MET SLEUTEL, RIMBOX GEREEDSCHAPSKIST HANDLE WITH KEY, RIM BOX TOOL CHEST GRIFF MIT SCHLÜSSEL, FELGEN BOX WERKZEUGKASTEN POIGNÉE AVEC CLÉ, COFFRE À OUTILS RIM BOX
	A0R0000047	MONTAGEPLAAT RIJHOOGTE VENTIEL MOUNTING PLATE DRIVING HEIGHT VALVE MONTAGEPLATTE MIT HÖHENVENTIL VALVE DE HAUTEUR D'ENTRAÎNEMENT DE PLAQUE DE MONTAGE
	A0R0000142	MONTAGEPLAAT EBS ALUMINIUM MOUNTINGBRACKET EBS ALUMINIUM MONTAGEPLATTE EBS ALUMINIUM PLAQUE DE MONTAGE EBS ALUMINIUM
	A2G0000756	MONTAGESTEUN VOOR STEUNPOTEN MOUNTING BRACKET LANDINGFEET
	A2J0000012	WIELKEG HOUDER (R530) WHEEL CHECK HOLDER (R530) CK LAUFRAD-KONTROLL HALTER (R530) CK SUPPORT DE CONTRÔLE DE ROUE (R530) CK
	A2J0000170	MONTAGE STEUN VOOR KIST
	A2J0000835	ZIJAFSCHERMING STEIN (EINDSTUK) SIDE GUARD PLATE (END MOUNTING) SEITENSCHUTZPLATTE (END MONTAGE) PLAQUE DE GARDE LATÉRALE (MONTAGE FINAL)

	Article	Description
	A2J0001836	MONTAGESTEUN VOOR ALUMINIUM STEUNPOTEN MOUNTING BRACKET ALUMINIUM FOR LANDINGFEET
	A2J0001846	STEUN ZIJBESCHERMING BRACKET SIDE GUARD HALTERUNG SIDE GUARD SUPPORT PLAQUE LATERALE
	A2J0001847	FIETSENVANGER SCHARNIERPLAAT VOOR KLAPSTEUN (ALUMINIUM) BICYCLE RIDER HINGE PLATE FOR BUMP SUPPORT (ALUMINIUM) FAHRRADFAHRER-SCHARNIERPLATTE FÜR BUMPEN-UNTERSTÜTZUNG (ALUMINIUM) BICYCLE RIDER PLAQUE DE CHARNIERE POUR SUPPORT DE BUMPE (ALUMINIUM)
	A2J0001849	VERTICALE STEUN FIETSENVANGER (ALUMINIUM) VERTICAL SUPPORT BICYCLE TRAILER (ALUMINIUM) VERTICAL SUPPORT FAHRRADANHÄNGER (ALUMINIUM) BICYCLE TRAILER SUPPORT VERTICAL (ALUMINIUM)
	A2J0001860	RESERVEWIEL HOUDER ALUMINIUM RESERVE WHEEL HOLDER ALUMINIUM RESERVERADHALTER ALUMINIUM PORTE-ROUE DE RESERVE ALUMINIUM
	A2J0002034	PEN VOOR SCHARNIER ZIJAFSCHERMING PIN FOR HINGE SIDE SHIELDING PENNE FÜR ABGEHÄNGTE SEITEN ABSCHIRMUNG PENNE POUR BLINDAGE LATÉRAL SUSPENDU
	A2J0002203	AFDEKPLAAT MORSEBAK COVER SPILLAGE TRAY VERSCHÜTTEN FACH COUVRIR LE BAC À DÉBORDEMENT

	Article	Description
	A2J0002844	FERRYHAAKCONSOLE STA170X150X10 FERRY HOOK CONSOLE STA170X150X10 FERRY HOOK KONSOLE STA170X150X10 CROCHET CONSOLE STA170X150X10
	A2J0002855	LUCHTTANK MONTAGE> HANGER BR. BPW AIRTANK MOUNTING > HANGER BR. BPW AIR TANK-MONTAGE> HÄNGER BR. BPW MONTAGE DU RESERVOIR> HANGER BR. BPW
	A2L0003910	MOLENPLAAT STAAL KTL/POEDERCOATED ZWART COUPLING PLATE-STEEL (KTL - POWDER COATED) KUPPLUNGSPLATTE STAHL (KTL - PULVERBESCHICHTET) PLAQUE D'ACCOUPLLEMENT ACIER (KTL - ENDUIT DE POUDRE)
	A2M0000065	MARKERINGSSTEUN ZIJ AANKOPPELING MARKING SUPPORT THEY CLUTCH MARKIERUNG UNTERSTÜTZT SIE KUPPLUNG MARQUAGE SUPPORT ILS EMBRAYAGE
	A2M0000141	MONTAGEBEUGEL VOOR ZIJMARKERINGSGLAMPEN MONTAGE OP FIETSENVANGER (HOGE UITVOERING) MOUNTING BRACKET FOR SIDE MARKER LAMPS MOUNTING ON BICYCLE TRAILER (HIGH VERSION) MONTAGEHALTERUNG FÜR SEITENMARKIERUNGSGLAMPEN MONTAGE AUF FAHRRADANHÄNGER (HOHE VERSION) SUPPORT DE MONTAGE POUR LAMPES LATÉRALES DE MONTAGE SUR BICYCLE TRAILER (VERSION HAUTE)
	A2M0000173	MONTAGEBEUGEL TBV CONTOURVERLICHTING, ALU MOUNTING BRACKET TBV CONTOUR LIGHTING, ALU MONTAGEHALTER TBV CONTOUR LIGHTING, ALU SUPPORT DE MONTAGE TBV ECLAIRAGE CONTOUR ALU
	A2P0000471	MONTAGESTEUN KOGELKRAAN ACTUATOR MOUNTING SUPPORT BALL VALVE ACTUATOR MONTAGEHALTER KUGELVENTIL AKTUATOR ACTIONNEUR DE SOUPAPE À BILLE SUPPORT DE MONTAGE

	Article	Description
	A2R0000004	STEUN LUCHTKETEL BRACKET AIR TANK HALTERUNG LUFTBEHÄLTER SUPPORT RÉSERVOIR D'AIR
	A2R0000020	MONTAGEPLAAT VOORZIJDJE LUCHT + LICHT AANSLUITINGEN FITTING PLATE FRONT AIR + LIGHT CONNECTIONS MONTAGEPLATTE VORNE AIR + LIGHT ANSCHLÜSSE PLAQUE DE MONTAGE CONNEXIONS AIR AVANT + LUMIERE
	A2R0000236	CONTROLE PANEEL ALUMINIUM ACHTERZIJDE CONTROL PANEL REAR ALUMINUM BEDIENFELD HINTE ALUMINIUM PANNEAU DE COMMANDE DERRIÈRE EN ALUMINIUM
	A3J0003068	FERRYHAAKBEVESTIGING OVER STEUNPOOT (IMO4 CERTIFIED) FERRY HOOK ATTACHMENT OVER BRACKET LEG FERRY HOOK BEFESTIGUNG ÜBER HALTERUNG ATTACHE CROCHET SUR BRIDE
	A3J0003821	FIETSVANGER MONTAGESTEUN HORIZONTAAL (ALUMINIUM) BICYCLE MOUNTING MOUNTING SUPPORT HORIZONTAL (ALUMINUM) FAHRRAD-MONTAGE-MONTAGE-UNTERSTÜTZUNG (ALUMINIUM) BICYCLE MOUNTING MOUNTING SUPPORT (ALUMINUM)
	A3J0004230	SIDEGUARD FRONT (LU H 100 X W100 X L 500) SIDEGUARD FRONT (LU H 100 X W100 X L 500) SEITENSCHIRM FRONT (LU H 100 X W100 X L 500) GARDE-BOUE AVANT (LU H 100 X W100 X L 500)
	A3M0000141	ADAPTERPLAAT UNI>LICHTKAST ADAPTER PLATE UNI > LIGHTING CABINET ADAPTERPLATTE UNI > VITRINENBELEUCHTUNG PLAQUE ADAPTATEUR UNI> ARMOIRE D'ÉCLAIRAGE

	Article	Description
	A3M0000275	ADAPTERPLAAT LICHTKAST TBV ACHTERLICHT MONTAGE L+R ADAPTER PLATE LIGHTING CABINET FOR REAR LIGHT INSTALLATION L+R ADAPTERPLATTE VITRINENBELEUCHTUNG FÜR RÜCKLICHTMONTAGEL+R PLAQUE ADAPTRICE ARMOIRE D'ÉCLAIRAGE POUR INSTALLATION DE LUMIÈRE ARRIÈRE D+G
	A3R0000001	BESCHERMPLAAT EBS-E MODULATOR PROTECTION PLATE EBS-E MODULATOR SCHUTZPLATTE EBS-E MODULATOR PLAQUE DE PROTECTION MODULATEUR EBS-E
	A7J0001466	SPATLAPBEVESTIGING ASPOCK BUMPER MUD / RAIN FLAP SUPPORT BRACKET FOR ASPOCK BUMPER SCHLAMM- / REGENKLAPPENHALTER FÜR ASPOCK-STOSSFÄNGER SUPPORT DE BOUE / PLUIE-PLUIE POUR PARE-CHOC ASPOCK
	A9J0000745	VERLENGSTUK HANDGREEP VOOR STEUNPOTEN : LENGTE 170mm (KTL / ZWART) EXTENSION HANDLE FOR LANDING LEGS : LENGHT 170 (KTL / BLACK) Verlängerungsgriff für Landebeine: LÄNGE 170 (KTL / SCHWARZ) POIGNEE D'EXTENSION POUR PATTES D'ATTERRISSAGE: LONGUEUR 170 (KTL / NOIR)
	M2S0027C	BEVESTIGINGSTEUN ZIJVERLICHTING TEGEN KAST RECHTS BRACKET FOR SIDE-LIGHTS FOR TOOLBOX RIGHT HALTERUNG FÜR SEITENLEUCHTEN FÜR WERKZEUGKASTEN RECHTS SUPPORT POUR FEUX LATÉRAUX POUR BOÎTE À OUTILS DROIT
	M2S0027C01	BEVESTIGING ZIJVERLICHTING TEGEN KAST LINKS BRACKET FOR SIDE-LIGHTS FOR TOOLBOX LEFT HALTERUNG FÜR SEITENLEUCHTEN FÜR WERKZEUGKASTEN LINKS SUPPORT POUR FEUX LATÉRAUX POUR BOÎTE À OUTILS GAUCHE




MUDGUARD & SUPPORT







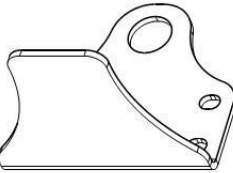
	Article	Description
	28A3J0000013	SPATBORDSTEUN GESCHROEFD L550 LINKS MUDGUARD BRACKET SCREWED L550 LEFT KOTFLÜGELHALTER GESCHRAUBT L550 LINKS SUPPORT DE GARDE-BOUE VISSE L550 GAUCHE
	28A3J0000014	SPATBORDSTEUN GESCHROEFD L550 RECHTS MUDGUARD BRACKET SCREWED L550 RIGHT KOTFLÜGELHALTER GESCHRAUBT L550 RECHTS SUPPORT DE GARDE-BOUE VISSE L550 DROIT
	28M0J0009B	OPHANGING SPATBORDEN OMEGA - ROESTVRIJSTAAL SUSPENSION MUDGUARDS OMEGA - STAINLESS STEEL FEDERUNG SCHUTZBLECH OMEGA - EDELSTAHL GARDE-BOUE A SUSPENSION OMEGA - ACIER INOXYDABLE
	28M0J0010A	OPHANGING SPATBORDEN - ROESTVRIJSTAAL ONDERPLAAT (OMEGA) SUSPENSION MUDGUARDS - STAINLESS STEEL UNDERPLATE FEDERUNG SCHUTZBLECH - EDELSTAHL TRÄGERPLATTE GARDE-BOUE A SUSPENSION - SOUS-PLANCHER EN ACIER INOXYDABLE
	67SBB012	SPATBORDSTEUN-RVS (DIAMETER42 / 4X605) MUDGUARD BRACKET - STAINLESS STEEL (DIAMETER 42 / 4X605) KOTFLÜGEL HALTERUNG - EDELSTAHL (DURCHMESSER 42 / 4X605) SUPPORT DE GARDE-BOUE - ACIER INOXYDABLE (DIAMETRE 42 / 4X605)
	67SBK044	SPATBORD PARLOK, KUNSTSTOF B:405 R:635 SP:1270 H:595 FENDER PARLOK, PLASTIC B:405 R:635 SP: 1270 H:595 FENDER PARLOK, KUNSTSTOFF B:405 R:635 SP: 1270 H:595 FENDER PARLOK, PLASTIC B:405 R:635 SP: 1270 H:595
	67SBK061	SPATBORD, KUNSTSTOF B=430 R=650 SP=1300 H=580 (WITTE LIJN) MUDGUARD, PLASTIC B = 430 R = 650 SP = 1300 H = 580 (WHITE LINE) KOTFLÜGEL, KUNSTSTOFF B = 430 R = 650 SP = 1300 H = 580 (WEIßE LINIE) GARDE-BOUE EN PLASTIQUE B = 430 R = 650 SP = 1300 H = 580 (LIGNE BLANCHE)

MUDGUARD & SUPPORT

	Article	Description
	67SBK062	SPATBORD, KUNSTSTOF B=430 R=650 SP=1300 H=690 (WITTE LIJN) MUDGUARD, PLASTIC B = 430 R = 650 SP = 1300 H = 690 (WHITE LINE) KOTFLÜGEL, KUNSTSTOFF B = 430 R = 650 SP = 1300 H = 690 (WEIßE LINIE) GARDE-BOUE EN PLASTIQUE B = 430 R = 650 SP = 1300 H = 690 (LIGNE BLANCHE)
	67SBK091	SPATBORD, KUNSTSTOF B=450 R=650 SP=1300 H=580 (WHITE LINE) FENDER, PLASTIC B = 450 R = 650 SP = 1300 H = 580 (WHITE LINE) KOTFLÜGEL, KUNSTSTOFF B = 450 R = 650 SP = 1300 H = 580 (WEIßE LINIE) FENDER, PLASTIC B = 450 R = 650 SP = 1300 H = 580 (LIGNE BLANCHE)
	67SBK099	VERSTELBARE KUNSTSTOF STEUN VOOR SPATBORD ADJUSTABLE PLASTIC BRACKET FOR MUDGUARD ANPASSBARE KUNSTSTOFF-HALTERUNG FÜR KOTFLÜGEL SUPPORT PLASTIQUE RÉGLABLE POUR GARDE-BOUE
	67SBK101	SPATBORD KUNSTSTOF MET VERSTELBARE MONTAGE BEUEGELS (B=430 R=650 SP=1300 H=690) MUDGUARD PLASTIC WITH ADJUSTABLE MOUNTING BRACKETS (B = 430 R = 650 SP = 1300 H = 690) KOTFLÜGEL KUNSTSTOFF MIT ANPASSBAREN HALTERUNGEN (B = 430 R = 650 SP = 1300 H = 690) PLASTIQUE DE GARDE-BOUE AVEC SUPPORTS DE MONTAGE RÉGLABLES (B = 430 R = 650 SP = 1300 H = 690)
	67SLP002	SPATLAP ANTISPRAY CLEAR PASS HOOGTE=720 / BREEDTE=390 LAG OPDRUK MUDGUARD ANTI-SPRAY CLEAR PASS HEIGHT=720 / WIDTH=390 (TYPE LAG) KOTFLÜGEL ANTI-SPRAY CLEAR PASS HÖHE=720 / BREITE=390 (TYP LAG) GARDE-BOUE ANTI ECLABOUSSURES CLEAR PASS HAUTEUR = 720 / LARGEUR = 390 (TYPE LAG)
	67SLP003	SPATLAP ANTISPRAY CLEAR PASS H=900 W=420 MET LAG LOGO MUD GUARDS SETS ANTI SPRAY CLEAR PASS H = 900 W = 420 WITH LAG LOGO SCHLAMMSCHUTZ SETS ANTI-SPRAY CLEAR PASS H = 900 W = 420 MIT LAG LOGO GARDES DE BOUE ENSEMBLES ANTI SPRAY CLEAR PASSE H = 900 W = 420 AVEC LE LOGO LAG
	67SLP017	SPATLAP NATUR/SBR HOOGTE=400 BREEDTE=400 DIKTE=7 LAG LOGO (ZONDER ANTI SPRAY!) MUDGUARD NATURAL/SBR HEIGHT=400 WIDTH=400 THICKNESS=7 (TYPE LAG) KOTFLÜGEL NATUR/SBR HÖHE=400 BREITE=400 THICKNESS=7 (TYP LAG) GARDE-BOUE NATUREL/SBR HAUTEUR = 400 LARGEUR = 400 EPAISSEUR = 7 (TYPE LAG)

MUDGUARD & SUPPORT

	Article	Description
	A2J0000501	SPATBORDSTEUN (DIAMETER 42,4 X LENGTE 545) MUDGUARD BRACKET (DIAMETER 42,4 X LENGTH 545) KOTFLÜGEL HALTERUNG (DURCHMESSER 42,4 X LÄNGE 545) SUPPORT DE GARDE-BOUE (DIAMÈTRE 42,4 X LONGUEUR 545)
	A2J0002073	SPATBORDSTEUN RVS (DIA42.4XL505XT2) MUDGUARD BRACKET STAINLESS STEEL (DIAMETER 42.4XL505XT2) KOTFLÜGEL HALTERUNG EDELSTAHL (DURCHMESSER 42.4XL505XT2) SUPPORT DE GARDE-BOUE EN ACIER INOXYDABLE (DIAMÈTRE 42.4XL505XT2)
	A7J0001273	SPATBORDSTEUN ALUMINIUM: DIAMETER 42XL505 MUDGUARD BRACKET ALUMINIUM: DIAMETER 42XL505 KOTFLÜGEL HALTERUNG ALUMINIUM: DURCHMESSER 42XL505 SUPPORT DE GARDE-BOUE EN ALUMINIUM: DIAMETRE 42XL505

	Article	Description
	26BOC006	BOCHT 2" (INWENDIGE DRAAD) GILLAIN 2222 BEND 2" (INTERNALLY THREAD) GILLAIN 2222 BIEGE 2" (INNENGEWINDE) GILLAIN 2222 COUDE 2" (À FIL INTERNE) GILLAIN 2222
	26BOC007	BOCHT 2" (INWENDIG/UITWENDIG DRAAD) GILLAIN 2223 ; W1.4404 ELBOW 2" (INWARD/OUTWARD THREAD) GILLAIN 2223; W1.4404 BOGEN 2" (INNEN-/AUßENGEWINDE) GILLAIN 2223; W1.4404 COUDE 2 "(FIL INTERIEUR / EXTERIEUR) GILLAIN 2223; W1.4404
	26BOC012	BOCHT NW50 53X1.5 R70, GESLEPEN, KEGEL-DRAADSTUK ELBOW NW50 53X1.5 R70, GROUND, CONE THREAD BOGEN NW50 53X1.5 R70, GESCHLIFFEN, KONUS-GEWINDESTUCK COUDE NW50 53X1.5 R70, TERRE, FIL CONIQUE
	26BOC026	BOCHT, DIN11852 BS BD, NW50, 90°, 1.4307 CURVE, DIN11852 BS BD, NW50, 90°, 1.4307 VERBIEGEN, DIN11852 BS BD, NW50, 90°, 1.4307 PLIER, DIN11852 BS BD, NW50, 90°, 1.4307
	26BOC031	BOCHT, DIN11852 BS BC, NW100, 90°, 1.4404 BEND, DIN11852 BS BC, NW100, 90°, 1.4404 BIEGE, DIN 11852 BS BC, NW100, 90°, 1.4404 BEND, DIN11852 BS BC, NW100, 90°, 1.4404
	26BOC064	BOCHT, DIN11852 - 85X2 R90, GESLEPEN ELBOW, DIN11852 - 85X2 R90, GROUND BOGEN, DIN11852 - 85X2 R90, GESCHLIFFEN COUDE, DIN11852 - 85X2 R90, TERRE
	28A2L0000301	BEVESTIGINGSPLAAT ZADEL RVS ATTACHMENT PLATE STAINLESS STEEL SADDLE BEFESTIGUNGSPLATTE EDELSTAHL SATTEL PLAQUE DE FIXATION SELLE EN ACIER INOXYDABLE

	Article	Description
	28A7R0000073	HOOGTE REGELAAR MONTAGEKLEP ROND DIAMETER 146MM HIGH CONTROLLER MOUNTING CLAMP AROUND DIAMTER 146MM HOHE KONTROLLEINSTELLKLEMME UM DURCHMESSER 146MM PINCE DE MONTAGE HAUT CONTROLEUR AUTOUR DE DIAMETRE 146MM
	28M2L0845A	ROOSTER AFVOER MORSEK (RVS 52 X 52 X 2) DRAIN GATE FOR CATCH-ALL (SS 52 X 52 X 2) DRAIN-GATE FÜR CATCH-ALL (SS 52 X 52 X 2) VANNE DE DRAINAGE POUR ALL-CATCH (SS 52 X 52 X 2)
	28M2LS015A	VASTZETTING RVS DEKSEL DRAAISLUITING STAINLESS STEEL CAP HOLD-OPEN SCREW CLOSURE EDELSTAHL KAPPE FESTSTELLVORRICHTUNG SCHRAUBVERSCHLUSS FIXATION DE COUVERCLE HOLD-OPEN EN ACIER INOXYDABLE
	28M3J0072A	PIANOSCHARNIER RVS 60 X 1.5 X P3 X 230 (TBV EINDSTUK SLANGKOKER) PIANO HINGE STAINLESS STEEL 60 X 1.5 X P3 X 230 (FOR END-PIECE TUBE) PIANO SCHARNIER EDELSTAHL 60 X 1,5 X P3 X 230 (FÜR END-PIECE TUBE) CHARNIÈRE POUR PIANO ACIER ACIER INOXYDABLE 60 X 1,5 X P3 X 230 (POUR TUBE EN BOUT)
	36BOC008	LASBOCHT 3" - 89 X 3 - 90° - ALUMINIUM WELDED ELBOW 3"- 89 X 3 - 90° - ALUMINIUM GESCHWEIßTER BOGEN 3"- 89 X 3 - 90° - ALUMINIUM COUDE SOUDÉ 3 " - 89 X 3 - 90 ° - ALUMINIUM
	36BOC009	LASBOCHT 2" - 60 X 3 - 90° - ALUMINIUM WELDED ELBOW 2"- 60 X 3 - 90° - ALUMINIUM GESCHWEIßTER BOGEN 2"- 60 X 3 - 90° - ALUMINIUM COUDE SOUDÉ 2 " - 60 X 3 - 90 ° - ALUMINIUM
	36BOC012	BOCHT 2" (IW/UW D) - 90° - ALUMINIUM BEND 2" (INTERNAL / EXTERNAL THREAD) - 90° - ALUMINIUM BIEGE 2" (INNEN- / AUSSENGEWINDE) - 90° - ALUMINIUM COUDE 2" (FIL INTERNE / EXTERNE) - 90° - ALUMINIUM

	Article	Description
	36BOC015	LASBOCHT 3" - 89 X 3 - 90° - ALUMINIUM - RC=76 MM WELDING CURVE 3" - 89 X 3 - 90 ° - ALUMINUM - RC = 76 MM SCHWEISSKURVE 3" - 89 X 3 - 90 ° - ALUMINIUM - RC = 76 mm COURBE DE SOUDAGE 3" - 89 X 3 - 90 ° - ALUMINIUM - RC = 76 MM
	38M3L0028A	BEVESTIGING LOOPWEG ALUMINIUM CATWALK ATTACHMENT ALUMINIUM LAUFSTEG BEFESTIGUNG ALUMINIUM ATTACHE DE PASSERELLE EN ALUMINIUM
	38M3P0021A	MANCHON 1/2" - KOLLEKTOR KIPBULK COUPLING SLEEVE 1/2"- TANKER COLLECTOR KUPPLUNGENMUFFE 1/2"- TANKER KOLLEKTOR MANCHON RACCORD 1/2 " - COLLECTEUR DE CITERNES
	46NIP001	NIPPEL 2" GONDROM 07.0150 MESSING NIPPLE 2" GONDROM 07.0150 BRASS NOPPE 2" GONDROM 07.0150 MESSING RACCORD FILETE 2 "GONDROM 07.0150 LAITON
	46NIP006	VERLOOPNIPPEL 2" - 2" INWENDIG / UITWENDIG MESSING ADAPTER NIPPLE 2"- 2" INWARD/OUTWARD BRASS ADAPTER NOPPE 2"- 2" EINWÄRTS/AUßWÄRTS MESSING ADAPTATEUR RACCORD FILETE 2 "- 2" LAITON INTERIEUR / EXTERIEUR
	46NIP010	VERLOOPNIPPEL 3" - 3" UITWENDIG / INWENDIG MESSING ADAPTER NIPPLE 3"- 3" OUTWARD/INWARD BRASS ADAPTER NOPPE 3"- 3" AUßWÄRTS/EINWÄRTS MESSING ADAPTATEUR RACCORD FILETE 3 "- 3" LAITON INTERIEUR / EXTERIEUR
	56DOP004	AFDICHTDOP RECHT - BUIS 100X100, D=3Å5MM (POLYTHYLEEN) SEAL CAP RIGHT - TUBE 100X100, D = 3Å5MM (POLYETHYLENE) VERSCHLUSSKAPPE RECHTS - SCHLAUCH 100X100, D = 3Å5MM (POLYETHYLENE) BOUCHON D'ETANCHEITE DROIT - TUBE 100X100, D = 3-5MM (POLYETHYLENE)

	Article	Description
	56DOP006	AFDICHTDOP ROND - BUIS UITWENDIG 42MM (KUNSTSTOF) SEAL CAP ROUND - TUBE EXTERNAL 42MM (PLASTIC) VERSCHLUSSKAPPE RUND - SCHLAUCH EXTERN 42MM (KUNSTSTOFF) BOUCHON D'ETANCHEITE ROND - TUBE EXTERNE 42MM (PLASTIQUE)
	56DOP017	AFDICHTDOP ROND ZWART VOOR BUIS DIAMETER 40 (KUNSTSTOF) SEALING CAP ROUND BLACK FOR TUBE DIAMETER 40 (PLASTIC) VERSCHLUSSKAPPE RUND SCHWARZ FÜR SCHLAUCH DURCHMESSER 40 (KUNSTSTOFF) BOUCHON D'ETANCHEITE ROND NOIR POUR DIAMÈTRE DE TUBE 40 (PLASTIQUE)
	56DOP019	INSTEKDOP ROND ZWART VOOR BUIS 42.4X3.25 INSERT CAP ROUND BLACK FOR TUBE 42.4X3.25 EINSATZKAPPE RUND SCHWARZ FÜR SCHLAUCH 42.4X3.25 INSERT COUVERCLE ROND NOIR POUR TUBE 42.4X3.25
	56DOP029	INSTEKDOP ROND ZWART VOOR BUIS 40X1.5/2.5 INSERT CAP ROUND BLACK FOR TUBE 40X1.5/2.5 EINSATZKAPPE RUND SCHWARZ FÜR SCHLAUCH 40X1.5/2.5 INSERT COUVERCLE ROND NOIR POUR TUBE 40X1.5 / 2.5
	56DOP036	INSTEKDOP ROND ZWART VOOR BUIS 28X1.5 INSERT CAP ROUND BLACK FOR TUBE 28X1.5 EINSATZKAPPE RUND SCHWARZ FÜR SCHLAUCH 28X1.5 INSERT COUVERCLE ROND NOIR POUR TUBE 28X1.5
	59RXX005	RONDE RUBBER (DEURSTOP) DIAMETER =30 HOOGTE=18 DIAMETER AS=6 ROUND RUBBER (DOOR STOP) DIAMETER = 30 HEIGHT = 18 AXIS DIAMETER = 6 RUNDER GUMMI (TÜRSTOPPER) DURCHMESSER = 30 HÖHE = 18 ACHSEN-DURCHMESSER = 6 CAOUTCHOUC ROND (ARRÊT DE PORTE) DIAMÈTRE = 30 HAUTEUR = 18 AXE DIAMÈTRE = 6
	59RXX007	SILENTBLOK MET BOUT (DIAMETER=75 / LENGTE =55,M12X37) SILENT BLOCK WITH BOLT (DIAMETER = 75/LENGTH = 55, M12X37) DÄMPFBLOCK MIT BOLZEN (DURCHMESSER = 75/LÄNGE = 55, M12X37) BLOC SILENCIEUX AVEC BOULON (DIAMETRE = 75 / LONGUEUR = 55, M12X37)


	Article	Description
	59RXX011	TRILLINGSDEMPER, PUFFER VIBRATION SILINER, PUFFER VIBRATIONSDÄMPFER, PUFFER ANTIVIBRATOIRE, PUFFER
	59RXX020	TRILLINGSDEMPER DIA50, H=40 , M10 (INW / UIW) VIBRATION SILINER DIAMETER 50, H = 40, M10 (INWARD/OUTWARD) VIBRATIONSDÄMPFER DURCHMESSER 50, H = 40, M10 (EINWÄRTS/AUßWÄRTS) ANTIVIBRATOIRE DIAMÈTRE 50, H = 40, M10 (INWARD / OUTWARD)
	59RXX023	TRILLINGSDEMPER DIAMETER 20, HOOGTE=25 , M6 (INWENDIG / UITWENDIG) VIBRATION DAMPER DIAMETER 20, HEIGHT = 25 - M6 (INSIDE / OUTSIDE) VIBRATIONSDÄMPFER DURCHMESSER 20, HÖHE = 25 - M6 (INNEN / AUSSEN) DIAMETRE DE VIBRATION DIAMETRE 20, HAUTEUR = 25 - M6 (INTERIEUR / EXTERIEUR)
	67GRK053	KIST RVS HOOGGLANS MET SLOT (AFM. 280X300X200) CHEST STAINLESS STEEL HIGH GLOSS WITH LOCK (DIM. 280X300X200) BRUST EDELSTAHL HOCHGLANZ MIT SCHLOSS (DIM. 280X300X200) POITRINE ACIER INOXYDABLE HAUTE BRILLANCE AVEC SERRURE (DIM. 280X300X200)
	67GRK055	KIST RVS FINISCH MAT (AFMETINGEN: 1000X 500X 500 / 2 T-DROP SLOTEN + GASVEREN) BOX - STAINLESS STEEL FINISH MAT (DIMENSIONS: 1000X500X500) KASTEN - EDELSTAHL - FINISH - MATTE (ABMESSUNGEN: 1000X500X500) BOÎTE - TAPIS DE FINITION EN ACIER INOXYDABLE (DIMENSIONS: 1000X500X500)
	67GRK057	KIST RVS HOOGGLANS 700X500X500 (2X T-DROP SLOT INCLUSIEF GASVEREN) STORAGE BOX RVS HIGH GLOSS 700X500X500 (2X T-DROP LOCK INCLUDING GAS SPRINGS) LAGERBOX RVS HIGH GLOSS 700X500X500 (2-FACH TROPFENSCHLOSS MIT GASFEDERN) COFFRE DE RANGEMENT RVS HIGH GLOSS 700X500X500 (2X T-DROP LOCK INCLUANT LES RESSORTS À GAZ)
	67GRK058	KIST RVS HOOGGLANS; 1000X500X500 (2 T-DROPSLOTEN + 2 GASVEREN) CASE STAINLESS STEEL GLOSS; 1000X500X500 (2 T-DROP LOCKS + 2 GAS SPRINGS) GEHÄUSE EDEL STAHL GLANZ; 1000X500X500 (2 T-DROP SCHLÖSSER + 2 GASFEDERN) ÉTUI EN ACIER INOXYDABLE BRILLANT; 1000X500X500 (2 SERRURES DE T-DROP + 2 RESSORTS DE GAZ)

	Article	Description
	67GRK090	RVS T-DROP SLOT STEENLESS STEEL T-DROP LOCK RVS T-DROP SLOT
	67HGR002	HANDGREEP - L= 210 - CHROOM VERNIKKELD HAND GRIP / LENGTH 210 / CHROME NICKEL HANDGRIFF / LÄNGE 210 / CHROM NICKEL POIGNEE A MAIN / LONGUEUR 210 / CHROME NICKEL
	67HGR003	HANDGREEP, PUR, 230 X 170 HAND GRIP, PUR, 230 X 170 HANDGRIFF, PUR, 230 X 170 POIGNEE A MAIN, PUR, 230 X 170
	73BDR153	BREEKPLAAT, CONTINENTAL, DN65, 2.2 BAR/200GRC RUPTURE DISC, CONTINENTAL, DN65, 2.2 BAR/200GRC BERSTSCHIEBE, CONTINENTAL, DN65, 2.2 BAR/200GRC PLAQUE DE RUPTURE, CONTINENTAL, DN65, 2,2 BAR / 200GRC
	73HVR015	LEIDINGBREUK ZEK. PN 250 - D2=1" (SLUIT BIJ 150L/MIN) LINE BREAK SEC. PN 250 - D2=1" (CLOSES AT 150L/MIN) LEITUNGSBRUCH SEC. PN 250 - D2=1" (CLOSES AT 150L/MIN) RUPTURE DE CONDUITE SEC. PN 250 - D2 = 1 "(COUPE À 150L / MIN)
	74IKD062	RECHTE INST.VERBINDING DRM 8X1,8X1 RIGHT ADJUSTMENT CONNECTION DRM 8X1,8X1 RECHTS ANPASSVERBINDUNG DRM 8X1,8X1 CONNEXION DROITE AJUSTABLE DRM 8X1,8X1
	84DIV014	PARALLEL ARM D-40 - L537 PARALLEL ARM D-40 - L537 PARALLEL ARM D-40 - L537 BRAS PARALLÈLE D-40 - L537

	Article	Description
	84DIV015	HINGE POINT M-16X1.5 FOR BOOTS HINGE POINT M-16X 1.5 FOR BOOTS SCHARNIERPUNKT M-16X 1,5 FÜR STIEFEL POINT CHARNIÈRE M-16X 1,5 POUR BOTTES
	84DIV020	HINGE POINT 3/4 SAE R-16X1.5X1 HINGE POINT 3/4 SAE R-16X1.5X1 HUNG PUNKT 3/4 SAE R-16X 1,5 X1 HUNG POINT 3/4 SAE R-16X 1,5 X1
	84DIV033	STABILISATOR ARM L=600 STABILISATOR ARM L=600
	84GSV001	GASVEER L=500 (UIT) KOERS=200 F= 250 N GAS SPRING L=500 (OUTPUT) RATE =200 F= 250 N GASFEDER L=500 (OUTPUT) RATE =200 F= 250 N RESSORT GAZ L = 500 (SORTIE) TAUX = 200 F = 250 N
	84GSV002	GASVEER L=500 (UIT) KOERS=200 F= 500 N (MET OOG EN ANDERE KANT RECHT KOGELGEWRICHT.) GAS SPRING L=500 (OUTPUT) RATE =200 F= 500 N (WITH EYE AND OTHER SIDE RIGHT BALL JOINT) GASFEDER L=500 (OUTPUT) RATE =200 F= 500 N (MIT ÖSE UND AUF ANDERER SEITE RECHTS KUGELGELENK) RESSORT DE GAZ L = 500 (SORTIE) VITESSE = 200 F = 500 N (AVEC OEILLET ET JOINT A ROTULE)
	84GSV003	GASVEER L=500 (UIT) KOERS=200 F= 700 N (MET OOG EN ANDERE ZIJDE RECHT KOGELGEWRICHT) GAS SPRING L = 500 (OFF) COURSE = 200 F = 700 N (WITH EYE AND OTHER SIDE STRAIGHT BALL JOINT) GASFEDER L = 500 (AUS) KURS = 200 F = 700 N (MIT ÖSE UND ANDERER SEITEN GERADER KUGELGELENK) RESSORT DE GAZ L = 500 (OFF) COURSE = 200 F = 700 N (AVEC L'OEIL ET L'AUTRE JOINT DE BOULE DROITE DE CÔTÉ)
	84GSV006	GASVEER L=520 (UIT) KOERS=200 F= 500 N (INCL. VOOR EN ACHTER KOGELGEWRICHT) GAS SPRING L=520 (OUTPUT) RATE =200 F= 500 N (INCL. FRONT AND BACK BALL JOINT) GASFEDER L=520 (OUTPUT) RATE =200 F= 500 N (INKL. KUGELGELENK VORNE UND HINTEN) RESSORT DE GAZ L = 520 (SORTIE) VITESSE = 200 F = 500 N (Y COMPRIS JOINT A ROTULE AVANT ET ARRIÈRE)

	Article	Description
	84GSV007	<p>GASVEER L=520 (UIT) KOERS=200 F= 700 N (INCL. VOOR EN ACHTER KOGELGEWRICHT)</p> <p>GAS SPRING L=520 (OUTPUT) RATE =200 F= 700 N (INCL. FRONT AND BACK BALL JOINT)</p> <p>GASFEDER L=520 (OUTPUT) RATE =200 F= 700 N (INKL. KUGELGELENK VORNE UND HINTEN)</p> <p>RESSORT DE GAZ L = 520 (SORTIE) TAUX = 200 F = 700 N (Y COMPRIS JOINT A ROTULE AVANT ET ARRIERE)</p>
	84GSV013	<p>GASVEER L=189 (UIT) KOERS= 75 F=250N - MET 2X KOGELGEWRICHT</p> <p>GAS SPRING L = 189 (OFF) COURSE = 75 F = 250N-WITH 2X BALL JOINT</p> <p>GASFEDER L = 189 (AUS) COURSE = 75 F = 250N-MIT 2X KUGELGELENK</p> <p>RESSORT DE GAZ L = 189 (OFF) COURS = 75 F = 250N-AVEC JOINT SPHERIQUE 2X</p>
	84GSV015	<p>GASVEER L=520 (UIT) KOERS=200 F= 900 N - KOGELGEWRICHT M8</p> <p>GAS SPRING L = 520 (OFF) COURSE = 200 F = 900 N-BALL JOINT M8</p> <p>GASFEDER L = 520 (AUS) COURSE = 200 F = 900 N-KUGELGELENK M8</p> <p>RESSORT DE GAZ L = 520 (OFF) COURS = 200 F = 900 N-ROTULE M8</p>
	84GSV016	<p>GASVEER L=525 (UIT) KOERS=220 F= 400 N</p> <p>GAS SPRING L=525 (OUTPUT) RATE =220 F= 400 N</p> <p>GASFEDER L=525 (OUTPUT) RATE =220 F= 400 N</p> <p>RESSORT GAZ L = 525 (SORTIE) TAUX = 220 F = 400 N</p>
	84GSV034	<p>GASVEER L=275 (UIT) KOERS=100 F= 250 N</p> <p>GAS SPRING L=275 (OUTPUT) RATE =100 F= 250 N</p> <p>GASFEDER L=275 (OUTPUT) RATE =100 F= 250 N</p> <p>RESSORT GAZ L = 275 (SORTIE) TAUX = 100 F = 250 N</p>
	84GSV035	<p>GASVEER L=275 (UIT) KOERS=100 F= 400 N - BEIDE ZIJDEN KOGELGEWRICHT</p> <p>GAS SPRING L=275 (OUTPUT) RATE =100 F=400N - BOTH SIDES BALL JOINT</p> <p>GASFEDER L=275 (OUTPUT) RATE =100 F=400N - BEIDSEITIGES KUGELGELENK</p> <p>RESSORT GAZ L = 275 (SORTIE) TAUX = 100 F =400N - JOINT À ROTULE DES DEUX CÔTÉS</p>
	84GSV049	<p>GASVEER L=134 (UIT) KOERS= 50 F= 150 N (MET KOGEL GEWRICHT)</p> <p>GAS SPRING L=134 (OUTPUT) RATE = 50 F= 150 N (WITH BALL JOINT)</p> <p>GASFEDER L=134 (OUTPUT) RATE = 50 F= 150 N (MIT KUGELGELENK)</p> <p>RESSORT GAZ L = 134 (SORTIE) TAUX = 50 F = 150 N (AVEC ROTULE)</p>

	Article	Description
	84SCH010	SCHARNIERSTANG RHIWAFLEX L=3000 HINGE ROD RHIWAFLEX L=3000 SCHARNIER ROD RHIWAFLEX L=3000 TIGE DE CHARNIÈRE RHIWAFLEX L = 3000
	84SLO006	SLOT, VIERKANT 87X68, ZELFSLUITEND LOCK, SQUARE 87X68, CLOSED SCHLOSS, QUADRATISCH 87X68, GESCHLOSSEN SERRURE, CARRÉ 87X68, FERMÉ
	84SLO008	SLOT VIERKANT KLEIN MODEL (INOX / 100X19) LOCK SQUARE SMALL MODEL (STAINLESS STEEL / 100X19) SCHLOSS QUADRATISCH KLEINES MODELL (EDELSTAHL / 100X19) CADENAS DE SURETE PETIT MODÈLE (ACIER INOXYDABLE / 100X19)
	84SLO014	SLOT, VIERKANT, KLEIN MODEL, INOX, 100X19 (STEEK GATEN=80 MM LINKSE UITVOERING) LOCK, SQUARE, SMALL MODEL, INOX, 100X19 (INSERT HOLES = 80 MM LEFT-HAND VERSION) SCHLOSS, QUADRATISCH, KLEINMODELL, INOX, 100X19 (EINLEGE BOHRUNGEN = 80 MM LINKS-HAND-AUSFÜHRUNG) SERRURE, CARRÉ, PETIT MODÈLE, INOX, 100X19 (INSERT HOLES = 80 MM VERSION GAUCHE)
	84SLU141	MOTORKAPHAAK SET, GROOT, COMPLEET BONNET HOOK SET, LARGE, COMPLETE BONNET HOOK SET, GROß, KOMPLETT ENSEMBLE CROCHET DE BONNET, GRAND, COMPLET
	84SLU150	DEURSLOT MET SLEUTEL, RVS, INBOUW (DIEPTE INSTELBAAR H20-H52) DOOR LOCK WITH KEY, STAINLESS STEEL, BUILT-IN (ADJUSTABLE DEPTH H20-H52) TÜRSCHLOSS MIT SCHLÜSSEL, EDELSTAHL, EINGEBAUT (ANPASSBARE TIEFE H20-H52) VERROU DE PORTE AVEC CLÉ EN ACIER INOXYDABLE INTÉGRÉ (PROFONDEUR AJUSTABLE H20-H52)
	84SLU193	SLOT RVS - TYPE (H=54, L=45) LOCK STAINLESS STEEL-TYPE (H = 54, L = 45) SCHLOSS EDELSTAHL-TYP (H = 54, L = 45) SERRURE EN ACIER INOXYDABLE-TYPE (H = 54, L = 45)

Article	Description
 91CLA045	PIJPHOUDER NW 40, DIN, RVS, MET DRAADAS M10 PIPE HOLDER NW 40, DIN, STAINLESS STEEL, WITH WIRES M10 ROHRHALTER NW 40, DIN, EDELSTAHL, MIT DRÄHTEN M10 PORTE-PIPE NW 40, DIN, ACIER INOX, AVEC FILS M10

AIR - PNEUMATIC BRAKE & SUSPENSION PARTS

	Article	Description
	65BSP007	REMSPIRAAL, GEEL 20 WIN.2 X KOPPEL. M 16X1,5 BRAKE SPIRAL, YELLOW 20 WIN.2 X COUPLING. M 16X1.5 BREMSSPIRALE, GELB 20 WIN.2 X KUPPLUNG. M 16X1.5 SPIRALE DE FREIN, JAUNE 20 WIN.2 X RACCORD. M 16X1.5
	65BSP008	REMSPIRAAL, ROOD, 20 WIN.2 X KOPPEL. M 16X1,5 BRAKE SPIRAL, RED, 20 WIN.2 X COUPLING. M 16X1.5 BREMSSPIRALE, ROT, 20 WIN.2 X KUPPLUNG. M 16X1.5 SPIRALE DE FREIN, ROUGE, 20 WIN.2 X RACCORD. M 16X1.5
	65LBE001	HOOGTEREGELAAR BEVESTIGING HEIGHT REGULATOR ATTACHMENT HÖHENREGLER-BEFESTIGUNG ATTACHMENT DE RÉGULATEUR DE HAUTEUR
	65LBE002	HOOGTEREGELAAR BEVESTIGING RING GAGE ASSEMBLY -Q GESTAENGE LEVIER ELASTIQUE
	65LHD003	6/5 WEGVENTIEL WABCO - HEFFEN / DALEN ROTARY SLIDE VALVE DREHSCHIEBERVENTIL VALVE
	65LHD009	HEF-DAALVENTIEL COLAS + RTR-PUSH IN - DIN BAJ LIFT-LOWER VALVE COLAS + RTR-PUSH IN - DIN BAJ LIFT-LOWER VENTIL COLAS + RTR-PUSH IN - DIN BAJ VALVE INFÉRIEURE COLAS + RTR-PUSH IN - DIN BAJ
	65LHD012	HEF-DAALVENTIEL E-TASC VOORGEMONTEERD TRAILER AIR SUSPENSION CONTROL REGELVENTIL FUER ANHAENGER-LUF VALVE ETASC POUR TUBE 9/12

AIR - PNEUMATIC BRAKE & SUSPENSION PARTS

	Article	Description
	65LHR010	HOOGTEREGELAAR MET PUSH-IN 380 L / MIN. HEIGHT REGULATOR WITH PUSH-IN 380 L/MIN. HÖHENREGLER MIT PUSH-IN 380 L/MIN. RÉGULATEUR DE HAUTEUR AVEC POUSSÉE DE 380 L / MIN.
	65LHR012	HOOGTEREGELAAR MET PUSH-IN 610 LTR/MIN HEIGHT REGULATOR WITH PUSH-IN 610 LITER/MIN HÖHENREGLER MIT PUSH-IN 610 LITER/MIN RÉGULATEUR DE HAUTEUR AVEC POUSSÉE 610 LITRES / MIN
	65LHR017	HOOGTEREGELAAR MET SPER MET KOPPELINGEN CHASSIS LEVELLING VALVE+CUT-OFF NIVEAUREGELVENTIL CHASSIS LEVELLING VALVE
	65LLA009	LIFTASKLEP ELEKTRISCH 1-KRINGS (463 084 031 0) LIFT AXLE CONTROL VALVE LIFTACHS-STEUERVERTIL VRE ELECTRIQUE
	65LLA012	LIFTASKLEP LACV-IC IMPULSGESTUURD (WABCO 463 084 100 0) LIFT AXLE CONTROL VALVE LIFTACHSSTEUERVERTIL VALVE (CONTROLE) ESSIEU LEVABL
	65LLA014	LIFTAS KLEP ILAS-E+ - BAJ. PUSH IN 6 POORTEN LIFT AXIS VALVE ILAS-E + - BAJ. PUSH IN 6-HOLE HUBACHSENVENTIL ILAS-E + - BAJ. PUSH-IN 6-LOCH SOUPEPE AXE DE LEVAGE ILAS-E + - BAJ. PUSH-IN 6 TROUS
	65M32002	3/2 WEGVENTIEL EUROPA 3/2 DIRECTIONAL CONTROL VALVE EUROPE 3/2 WEGVENTIL EUROPA 3/2 SOUPEPE DE COMMANDE DIRECTIONNELLE EUROPE

AIR - PNEUMATIC BRAKE & SUSPENSION PARTS

	Article	Description
	65M32004	3/2 WEGKLEP 3/2 DIRECTIONAL CONTROL VALVE 3/2-WEGEVENTIL VALVE DE COMMANDE
	65M32017	3/2 KLEP - HALDEX 352 053 001 3/2 VALVE - HALDEX 352 053 001 3/2 VENTIL - HALDEX 352 053 001 VALVE 3/2 - HALDEX 352 053 001
	65M32032	3/2 WEGVENTIEL - WABCO 4630360160 3/2 ROAD VALVE - WABCO 4630360160 3/2 AUS VENTIL - WABCO 4630360160 3/2 OFF VALVE - WABCO 4630360160
	65M32091	3/2 MAGNEETKLEP (ONTLUCHTEND) BAJONET 472 171 706 0 3/2 SOLENOID VALVE 3/2-WEGE-MAGNETVENTIL ELECTROVALVE
	65M32096	3/2 MAGNEETKLEP (BELUCHTEND) DIN BAJONET (472 172 606 0) 3/2 SOLENOID VALVE 3/2-WEGE-MAGNETVENTIL ELECTRO VALVE
	65RCI048	VEERREMCILINDER TROMMEL 24/30 BPW SPRING BRAKE CHAMBER DRUM 24/30 BPW FEDERBREMSE KAMMERTROMMEL 24/30 BPW TAMBOUR DE CHAMBRE DE FREIN DE RESSORT 24/30 EPT
	65REB008	EBS RELAISVENTIEL (WABCO 480 207 001 0) EBS-RELAY VALVE EBS-RELAISVENTIL VALVE RELAIS EBS

AIR - PNEUMATIC BRAKE & SUSPENSION PARTS

	Article	Description
	65REB022	EBS ISO 7638 KABEL STEKDOOS 12M (PVC) HALDEX EBS ISO 7638 CABLE SOCKET 12M (PVC) HALDEX EBS ISO 7638 KABELSTECKDOSE 12M (PVC) HALDEX PRISE DE CABLE EBS ISO 7638 12M (PVC) HALDEX
	65REB023	EBS SENSORKABEL 3METER EBS SENSOR CABLE 3METRE EBS SENSORKABEL 3 METER CABLE DE CAPTEUR EBS 3METRE
	65REB093	PREV VENTIEL MET KOPPELINGEN 8 MM PARK RELEASE EMERGENCY VALVE PARK-/LOESE-SICHERHEITSVENTIL VALVE D'URGENCE ET DESSERRAGE
	65REB109	TRCM VENTIEL MET KOPPELINGEN 8 MM - HALDEX TRCM VALVE WITH COUPLINGS 8 MM - HALDEX TRCM VENTIL MIT KUPPLUNGEN 8 MM - HALDEX VALVE TRCM AVEC RACCORDEMENTS 8 MM - HALDEX
	65REB177	24N BACKUP KABEL 6 MTR ADR HALDEX 24N BACKUP CABLE 6 MTR ADR HALDEX 24N SICHERUNGSKABEL 6 MTR ADR HALDEX CABLE DE SECOURS 24N 6 MTR ADR HALDEX
	65REB196	MODULATOR EB+ 2M GEN3 / 5 AUX-STAB-KOPP (1E MONTAGE ARTIKEL - BEVEILIGD) MODULATOR EB + 2M GEN3 / 5 AUX-STAB-COUP MODULATOR EB + 2M GEN3 / 5 AUX-STAB-COUP MODULATEUR EB + 2M GEN3 / 5 AUX-STAB-COUP
	65RFI002	LEIDINGSFILTER M22 X 1,5 PIPE FILTER M22 X 1.5 ROHRFILTER M22 X 1.5 FILTRE DE TUYAU M22 X 1.5

AIR - PNEUMATIC BRAKE & SUSPENSION PARTS

	Article	Description
	65RFI007	ONTLUCHTINGSFILTER M22 X 1,5 VENT FILTER M22 X 1.5 ENTLÜFTUNGS FILTER M22 X 1,5 FILTRE D'ÉVENT M22 X 1,5
	65RKE018	ONTWATERINGSVENTIEL, AUTOMATISCH (315 016 001) DRAINAGE VALVE, AUTOMATIC (315 016 001) ABLASSVENTIL, AUTOMATIC (315 016 001) VALVE DE DRAINAGE, AUTOMATIQUE (315 016 001)
	65RKE028	ONTWATERINGSVENTIEL, AUTOMATISCH, ELEKTRISCH DEWATERING VALVE, AUTOMATIC, ELECTRIC ENTWÄSSERUNGSVENTIL, AUTOMATIK, ELEKTRISCH VALVE DE DÉSARROSAGE, AUTOMATIQUE, ÉLECTRIQUE
	65RKS019	KOPPELSTUK ISO 1728 ROOD MET FILTER EN MOER COUPLER PIECE ISO 1728 RED WITH FILTER AND NUT VERBINDUNGSSTÜCK ISO 1728 ROT MIT FILTER UND MUTTER PIECE DE RACORDEMENT ISO 1728 ROUGE AVEC FILTRE ET ECROU
	65RKS020	KOPPELSTUK ISO 1728 GEEL MET FILTER, MOER COUPLER PIECE ISO 1728 YELLOW WITH FILTER, NUT VERBINDUNGSSTÜCK ISO 1728 GELB MIT FILTER, MUTTER PIECE DE RACORDEMENT ISO 1728 JAUNE AVEC FILTRE, ECROU
	65RPK004	ONTLUCHTINGSKRAAN MET METALEN HENDEL VENTILATION TAP WITH METAL HANDLE ENTLÜFTUNGSHAHN MIT METALLGRIFF ROBINET DE VENTILATION AVEC POIGNÉE MÉTALLIQUE
	65RPK005	PARKEERKLEP - 352 019 011 PARKING VALVE PARKVENTIL VALVE DE STATIONNEMENT








AIR - PNEUMATIC BRAKE & SUSPENSION PARTS

	Article	Description
	65RPK032	SNELLOSVENTIEL 4XM16 + WISSELKLEP WABCO QUICK RELEASE VALVE SCHNELLLOESEVENTIL QRV AVEC DVA INTERREE S/P
	65RRK007	OVERSTROOMKLEP OR 6,0 BAR CHARGING VALVE -Q UEBERSTROEMVENTIL VALVE BARRAGE
	65RRK017	DRUKBEGRENZINGSKLEP 6.0 BAR (475 015 501 0) PRESSURE LIMITING VALVE DRUCKBEGRENZUNGSVENTIL VALVE LIMITATION
	74DIV019	VERDEELBLOK 1X5 AANSL. M16X1,5 ALUMINIUM RECHTSCHTHOEK DISTRIBUTION BLOCK 1X5 CONN. M16X1.5 ALUMINIUM RIGHT ANGLE VERTEILERBSCHLOSS 1X5 CONN. M16X1.5 ALUMINIUM RECHTER WINKEL BLOC DE DISTRIBUTION 1X5 CONN. M16X1.5 ANGLE DROIT EN ALUMINIUM
	74DIV021	VERDEELBLOK 2X5 AANSL. KOPPELINGEN 8X1 SIRIT DISTRIBUTION BLOCK 2X5 CONN. COUPLINGS 8X1 SIRIT VERTEILERBSCHLOSS 2X5 CONN. KUPPLUNGEN 8X1 SIRIT BLOC DE DISTRIBUTION 2X5 CONN. RACCORDES 8X1 SIRIT
	74IKD033	ONTWATERINGSVENTIEL MANUEEL M22X1,5
	74IKP007	INSTEK INSCHROEFKOPPELING, RECHT DRM 8,R 1/4"K INSERTION SCREW-IN COUPLING, RIGHT DRM 8,R 1/4"K EINFÜHR EINSCHRAUB KUPPLUNG, RECHTS DRM 8,R 1/4"K RACCORD À VIS À INSERTION DROITE DRM 8, R 1/4 "K

AIR - PNEUMATIC BRAKE & SUSPENSION PARTS

Article	Description
74REM022	ONTWATERINGSVENTIEL MANUEEL M22X1,5 DRAINAGE VALVE MANUAL M22X1,5 ABLASSVENTIL MANUELL M22X1,5 VANNE DE DRAINAGE MANUEL M22X1,5



	Article	Description
	65LEC003	HEFBOOM ECAS HOOGTESENSOR (WABCO 441 050 718 2) LEVER HEIGHT HEBEL ECAS LEVIER CAPTEUR
	65LEC016	ECAS WEGSENSOR (441 050 100 0) DISTANCE SENSOR WEGSENSOR CAPTEUR DE DEPLACEMENT
	65M32014	3/2 KLEP, MAGNEETVENTIEL (NO:NORMAAL OPEN) 3/2 VALVE, MAGNETIC VALVE (NO: NORMAL OPEN) 3/2 VENTIL, MAGNETVENTIL (NO: NORMAL OFFEN) 3/2 VALVE, MAGNÉTIQUE VALVE (NO: NORMAL OUVERT)
	65M32062	MAGNEETVENTIEL (NG)- 3/2 , 24VDC EEX M II T4 MAGNETIC VALVE (NG) - 3/2, 24VDC EEX M II T4 MAGNETVENTIL (NG) - 3/2, 24VDC EEX M II T4 VALVE MAGNÉTIQUE (NG) - 3/2, 24VDC EEX M II T4
	65M32063	BLOK VAN 3 - 3/2 VENTIELEN, 24VDC EEX M II T4 BLOCK OF 3 - 3/2 VALVES, 24VOLT DC EEX M II T4 BLOCK VON 3 - 3/2 VENTILEN, 24VOLT DC EEX M II T4 BLOC DE 3 - 3/2 VANNES, 24VOLT DC EEX M II T4
	65M32064	MAGNEETVENTIEL (NG)- 3/2 , 12VDC EEX M II T4 MAGNETIC VALVE (NG) - 3/2, 12VDC EEX M II T4 MAGNETVENTIL (NG) - 3/2, 12VDC EEX M II T4 VALVE MAGNÉTIQUE (NG) - 3/2, 12VDC EEX M II T4
	65M32103	MAGNEETVENTIEL (NG)- 3/2 , 24VDC EEX M II T4 MAGNETIC VALVE (NG) - 3/2, 24VDC EEX M II T4 MAGNETVENTIL (NG) - 3/2, 24VDC EEX M II T4 VANNE MAGNETIQUE (NG) - 3/2, 24VDC EEX M II T4

	Article	Description
	65MSP026	DRUKSCHAKELAAR 0,1/2,5 BAR G1/4 FEMALE PRESSURE SWITCH 0.1 / 2.5 BAR G1 / 4 FEMALE DRUCKSCHALTER 0,1 / 2,5 BAR G1 / 4 WEIBLICH INTERRUPTEUR DE PRESSION 0.1 / 2.5 BAR G1 / 4 FEMELLE
	65RAB010	STAAFSENSOR + STEKKER 1 M (WABCO 441 032 809 0) S+ SENSOR L=1000 -Q ABS-WEGSENSOR CAPTEUR SUPER S 1,0 METRE
	65RAB110	EBS STEKKER (AANHANGER) WABCO ABS-PLUG ABS-STECKER 7POL. 24V PRISE ABS
	65RAB111	EBS STEKKERDOOS (OPLEGGER) - WABCO ABS SOCKET (7PIN) ABS-STECKDOSE 7POL. 24V PRISE DE COURANT ABS.
	65REB003	DRUKSENSOR (WABCO 441 044 102 0) ECAS-PRESSURE SENSOR, CVS DRUCKSENSOR CAPTEUR DE PRESSION ECAS
	65REB004	EBS VOEDINGSKABEL STEKDOOS12 MTR. (WABCO EBS-D) EBS POWER CABLE SOCKET 12 MTR. EBS NETZKABELBUCHSE 12 METER CABLE PRISE ALIMENTATION EBS 12 MTR.
	65REB092	EBS-E MODULATOR WABCO 4S/3M PREMIUM PEM (480 102 063 0) EBS-TRAILER MODULATOR 24 VOLT EBS-TRAILER MODULATOR 24 VOLT EBS-TRAILER MODULATEUR 24 VOLT








	Article	Description
	65REB094	EBS-E VOEDINGSKABEL ISO 7638 STEKDOOS 12 MTR. SUPPLY CABLE VERSORGUNGSKABEL CABLE
	65REB096	EBS-E SENSORKABEL 3 MTR. CABLE WITH SOCKET KABEL MIT GERAETESTECKDOSE PROLONGATEUR ABS
	65REB104	EBS-E MODULATOR 2S/2M STANDAARD PEM WABCO EBS-TRAILER MODULATOR 24 VOLT EBS-TRAILER MODULATOR 24 VOLT EBS-TRAILER MODULATOR 24 VOLT
	65REB106	EBS-E LIFTAS, RTR KABEL DIN BAJ. 4 MTR. (WABCO 449 443 040 0) CABLE WITH SOCKET KABEL MIT GERAETESTECKDOSE CABLE AVEC PRISE
	65REB114	EBS-E SLIJTAGE-INDICATOREN EBS-KABEL 1.3 MTR. EBS-E WEAR INDICATORS EBS CABLE 1.3 MTR. EBS-E VERSCHLEISSANZEIGEN EBS CABLE 1.3 MTR. EBS-E INDICATEURS D'USURE EBS CABLE 1.3 MTR.
	65REB176	24N BACKUP KABEL 6 MTR PVC-ADR 24N BACKUP CABLE 6 MTR PVC ADR 24N ERSATZKABEL 6 MTR PVC ADR CABLE DE RECHANGE 24N 6 MTR PVC ADR
	65REB192	EBS-E VERBINDINGSKABEL 12 MTR. BAJ. EBS-E CONNECTION CABLE 12 METER BAJONET EBS-E ANSCHLUSSKABEL 12 MTR. BAJ. EBS-E CÂBLE DE CONNEXION 12 METER BAJONET

	Article	Description
	65REB193	EBS VOEDINGSKABEL ISO 7638 STEKDOOS 0.3M BAJ. (WABCO 449 133 003 0) CABLE WITH ABS-SOCKET KABEL MIT ABS-STECKDOSE CABLE
	65RTC023	SENSOR VOOR LOOPREK BEVEILIGING - 0GRADEN SENSOR --ULTRASONIC ULTRASONIC SENSOR 0 GRAD CAPTEUR ULTRASONIQUE
	65RTC025	AKOESTISCHE SIGNALERING / ZOEMER BUZZER --TRAILER RUECKFAHRWARNER TAILGUARD BUZZER
	65RTC026	SENSOR LOOPREK BEVEILIGING - 15GRADEN SENSOR --ULTRASONIC ULTRASONIC SENSOR 15 GRAD - TAILGUARD CAPTEUR ULTRASONIQUE
	66KAA006	AARDINGSHASPEL TYPE EGLI (GEEL PLASTIC KAP , INCL 8M KABEL) GROUNDING REEL TYPE EGLI (YELLOW PLASTIC CAP, INCL 8M CABLE) ERDUNGSSPULE TYP EGLI (GELBE KUNSTSTOFFKAPPE, INKL 8M KABEL) MISE A LA TERRE, TYPE EGLI (CAPUCHON EN PLASTIQUE JAUNE, INCL 8M CABLE)
	66KAS012	SPIRAALKABEL 15-ADER 12X1.5 + 3X2,5 ASS3 - ASPOCK SPRIAL CABLE 15-CORE 12X1.5 + 3X2.5 ASS3 - ASPOCK SPIRALKABEL 15-ADRIG 12X1.5 + 3X2.5 ASS3 CABLE SPIRALE 15 BRINS 12X1.5 + 3X2.5 ASS3 - ASPOCK
	66KAV002	KABEL 1600 MM VOOR EUROPOINT (LINKS) ADR CABLE 1600 MM FOR EURO POINT (LEFT) ADR KABEL 1600 MM FÜR EURO POINT (LINKS) ADR CÂBLE 1600 MM POUR EURO POINT (GAUCHE) ADR

	Article	Description
	66KAV004	KABEL 3000 MM VOOR EUROPOINT (LINKS) ADR CABLE 3000 MM FOR EUROPOINT (LEFT) ADR KABEL 3000 MM FÜR EUROPOINT (LINKS) ADR CABLE 3000 MM POUR EUROPOINT (GAUCHE) ADR
	66KAV005	KABEL 3000 MM VOOR EUROPOINT (RECHTS) ADR CABLE 3000 MM FOR EUROPOINT (RIGHT) ADR KABEL 3000 MM FÜR EUROPOINT (RECHTS) ADR CABLE 3000 MM POUR EUROPOINT (DROITE) ADR
	66KAV010	P&R VLAKKABEL 17METER - ADR P&R FLAT CABLE 17METRES - ADR P&R FLACHKABEL 17 METER - ADR CABLE PLAT P & R 17METRES - ADR
	66KAV051	VOEDINGSKABEL 15 POLIG - ADR-600MM-ASS3 15-PIN POWER CABLE-ADR-600MM-ASS3 15-POLIGES STROMKABEL-ADR-600MM-ASS3 CÂBLE D'ALIMENTATION 15 BROCHES-ADR-600MM-ASS3
	66KAV057	VOEDINGSKABEL 15-POLIG -ADR- 600MM POWER SUPPLY 15-PIN -ADR- 600MM STROMVERSORGUNG 15-PENNE -ADR- 600MM ALIMENTATION 15 POLIG -ADR- 600MM
	66KAV058	VOEDINGSKABEL 24N+24S -ADR-600MM-ASS3 POWER CABLE 24N + 24S-ADR-600MM-ASS3 STROMKABEL 24N + 24S-ADR-600MM-ASS3 CÂBLE D'ALIMENTATION 24N + 24S-ADR-600MM-ASS3
	66KAV060	HOOFDKABEL 15 ADERIG - ADR - 15000 MM - ASS3 MAIN CABLE 15 WIRE - ADR - 15000 MM - ASS3 HAUPTKABEL 15-DRÄHTIG - ADR - 15000 MM - ASS3 CABLE PRINCIPAL 15 FILS - ADR - 15000 MM - ASS3

	Article	Description
	66KAV071	KETTING ZIJVERLICHTING MET 5X 3-POLIG AANSLUITING - ASPOCK CHAIN SIDE LIGHT WITH 5X 3PIN CONNECTION - ASPOCK KETTEN-SEITENLEUCHTE MIT 5X 3PENNE VERBINDUNG - ASPOCK LUMIÈRE CÔTÉ CHAÎNE AVEC RACCORDEMENT 5X3 BROCHE - ASPOCK
	66KAV090	VOEDINGSDOOS 15-POLIG SUPPLY BOX 15-PIN VERSORUNGSKASTEN 15-PIN BOÎTE D'ALIMENTATION 15 BROCHES
	66KDC001	VERBINDINGSDOOS POLYESTER IP 65 KLEUR GRIJS120 X 122 X 90 MM CONNECTION BOX POLYESTER IP 65 COLOR GRAY 120 X 122 X 90 MM ANSCHLUSSDOSE POLYESTER IP 65 FARBE GRAU 120 X 122 X 90 MM BOÎTE DE CONNEXION POLYESTER IP 65 COULEUR GRIS 120 X 122 X 90 MM
	66KDC002	VERBINDINGSDOOS (GRIJS) POLYESTER IP 65 KLEUR GRIJS 220 X 120 X 90 MM CONNECTING BOX (GREY) POLYESTER IP 65 ANSCHLUSSDOSE (GRAU) POLYESTER IP 65 BOITIER DE CONNEXION (GRIS) POLYESTER IP 65
	66KDC017	VERBINDINGSDOOS POLYESTER (BENZINE BESTENDIG) - 250 X 255 X 120 MM CONNECTING BOX POLYESTER (PETROL RESISTANT) - 250 X 255 X 120 MM VERBINDUNGSKASTENPOLYESTER (benzinbeständig) - 250 x 255 x 120 mm POLYESTER BOITE DE RACCORDEMENT (RESISTANT A L'ESSENCE) - 250 X 255 X 120 MM
	66KDC026	VERDEELDOOS ASPOCK - ADR - ASS3 (2X1600MM) DISTRIBUTION BOX ASPOCK - ADR - ASS3 VERTEILERKASTEN ASPOCK - ADR - ASS3 BOÎTE DE DISTRIBUTION ASPOCK - ADR - ASS3
	66KDC029	TUSSENVERDEELDOOS ASPOCK - ADR - ASS3 INTERMEDIATE DISTRIBUTION BOX ASPOCK - ADR - ASS3 INTERMEDIÄRER VERTEILERKASTEN ASPOCK - ADR - ASS3 BOÎTE DE DISTRIBUTION INTERMÉDIAIRE ASPOCK - ADR - ASS3


	Article	Description
	66KDC030	VERDEELDOOS ADR 3-KAMER - ASS3 DIVIDER ADR 3-ROOM-ASS3 DIVIDER ADR 3-ZIMMER-ASS3 DIVISEUR ADR 3-ROOM-ASS3
	66SCC038	ENKELVOUDIG COMEX KAST (2XM20 RED)
	66SCC071	INDUCTIEVE NADERINGSSCHAKELAAR (PNP NO) INDUCTIVE AFFECTION SWITCH (PNP NO) INDUKTIVER AFFEKTIONSSCHALTER (PNP NO) COMMUTATEUR À AFFECTION INDUCTIVE (PNP NO)
	66SCC077	DC-DC CONVERTER 24V (INPUT RANGE 8-40V DC / OUTPUT 6 AMPERE) SAM-SYSTEM DC-DC CONVERTER 24V (INPUT RANGE 8-40V DC / OUTPUT 6 AMPERE) SAM-SYSTEM DC-DC-KONVERTER 24 V (EINGANGSBEREICH 8-40 V DC / AUSGANG 6 AMPERE) SAM-SYSTEM CONVERTISSEUR CC-CC 24V (GAMME D'ENTRÉES 8-40V CC / SORTIE 6 AMPÈRES) SAM-SYSTEM
	66SCO008	DRAAIKNOP , ZWARTE HENDEL 2 VASTE STANDEN TURN KNOB, BLACK HANDLE 2 FIXED POSITIONS DREHGRIF, SCHWARZER GRIFF 2 FIXE POSITIONEN BOUTON TOURNANT, POIGNÉE NOIR 2 POSITIONS FIXES
	66SCO015	SCHAKELMODULE VOOR RAILMONTAGE, 1NO & 1NC SWITCH MODULE FOR RAIL MOUNTING, 1NO & 1NC SCHALTMODUL FÜR SCHIENENMONTAGE, 1NO & 1NC MODULE D'INTERRUPTEUR POUR MONTAGE SUR RAIL, 1NO ET 1NC
	66SCO016	KEUZESCHAKELAAR 0-I, BLIJVEND SELECTION SWITCH 0-I, CONTINUOUS WAHLSCHALTER 0-I, KONTINUIERLICH COMMUTATEUR DE SÉLECTION 0-I, CONTINU

	Article	Description
	66SCO017	KEUZESCHAKELAAR I-0-II, 2X BLIJVEND SELECTION SWITCH I-0-II, 2X CONTINUOUS WAHLSCHALTER I-0-II, 2X KONTINUIERLICH COMMUTATEUR DE SÉLECTION I-0-II, 2X CONTINU
	66SCO020	SCHAKELMODULE VOOR RAILMONTAGE, 2NO SWITCH MODULE FOR RAIL MOUNTING, 2NO SCHALTMODUL FÜR SCHIENENMONTAGE, 2NO MODULE D'INTERRUPTEUR POUR MONTAGE SUR RAIL, 2NO
	66SCO081	KEUZESCHAKELAAR 0-I, BLIJVEND (FLEX+FRONT) SWITCH 0-I, CONTINUOUS (FLEX + FRONT) SCHALTER 0-I, KONTINUIERLICH (FLEX + FRONT) COMMUTATEUR 0-I, CONTINU (FLEX + AVANT)
	66SCO082	RELAIS 24VDC / 30-40A RELAIS 24VDC / 30-40A RELAIS 24VDC / 30-40A RELAIS 24VDC / 30-40A
	66SCO088	SCHAKELMODULE COMEX FLEX + FRONT MONTAGE, 2NO SWITCH MODULE COMEX FLEX + FRONT MOUNTING, 2NO SCHALTMODUL COMEX FLEX + FRONT MONTAGE, 2NO MODULE INTERRUPTEUR COMEX FLEX + MONTAGE AVANT, 2NO
	66SCO091	JUNCTION BOX FOR COMEX-FLEX JUNCTION BOX FOR COMEX-FLEX ANSCHLUSSDOSE FÜR COMEX-FLEX BOÎTE DE JONCTION POUR COMEX-FLEX
	66SCO096	COMEX KAST ENKELVOUDIG , 4 X M20X1.5 COMEX CABINET SINGLE, 4 X M20X1.5 COMEX SCHRANK EINZEL, 4 X M20X1.5 COMEX SIMPLE CABINE, 4 X M20X1.5

	Article	Description
	66SCO098	COMEX KAST TWEEVOUDIG 4 X M20X1.5 COMEX CABINET DOUBLE 4 X M20X1.5 COMEX CABINET DOPPELT 4 X M20X1.5 COMEX ARMOIRE DOUBLE 4 X M20X1.5
	66SCO102	COMEX KAST TWEEVOUDIG, 2 X M20X1.5 + AARD COMEX CABINET DUPLEX, 2 X M20X1.5 + NATURE COMEX CABINET DUPLEX, 2 X M20X1.5 + NATURE COMEX ARMOIRE DUPLEX, 2 X M20X1.5 + NATURE
	66STC001	BATTERIJSTEKKER (MANN), TYPE E2 200AMP REMA BATTERY PLUG (MALE), TYPE E2 200 AMP REMA AKKUSTECKER (MÄNNLICH), TYP E2 200 AMPER REMA CONNECTEUR DE BATTERIE (MALE), TYPE E2 200 AMP REMA
	66STC002	BATTERIJSTEKKER(FEMALE), TYPE E1 / 200 AMP REMA BATTERY PLUG (FEMALE), TYPE E1/200 AMP REMA AKKUSTECKER (WEIBLICH), TYP E1/200 AMPER REMA CONNECTEUR DE BATTERIE (FEMELLE), TYPE E1 / 200 AMP REMA
	66STC006	STEKKER 3-POLIG HELLA PLUG 3-PIN HELLA STECKER 3-PIN HELLA PLUG HELLA À 3 BROCHES
	66STC018	STEKKERDOOS 3-POLIG SOCKET BOX 3-PIN STECKDOSENKASTEN 3-PIN BOITIER CONNECTEUR A 3 BROCHES
	66STC079	NATO STEKKERDOOS 2-POLIG (200A-24V-50 MM² KABEL) NATO SOCKET 2-PIN (200 AMPERE / 24VOLT / 50 MM² CABLE) NATO STECKDOSE 2-PIN (200 AMPER / 24VOLT / 50 MM² KABEL) CONNECTEUR 2 BROCHES NATO (200 AMPERE / 24VOLT / 50 MM² CABLE)







	Article	Description
	66VPO028	P&R HULSE (15-5971-007) P&R HULSE (15-5971-007) P&R HULSE (15-5971-007) P&R HULSE (15-5971-007)
	66ZOE002	ACHTERUITRIJ ALARM 24 VOLT (75-0000-007) REVERSE ALARM 24 VOLT (75-0000-007) RÜCKWÄRTSGANG-SUMMER 24 VOLT (75-0000-007) ALARME DE RECOL 24 VOLTS (75-0000-007)
	71VPC151	VLOTTER ADDITIEF POMP FLOAT ADDITIVE POMP TREIBADDITIVPUMPE FLOTTEUR POMPE ADDITIVE
	72VMC032	SONDE EEXDII C T6, PYR-PT100 - AANSLUITING 3/4" BSP PROBE EEXDII C T6, PYR-PT100 - CONNECTION 3/4" BSP PROBE EEXDII C T6, PYR-PT100 - ANSCHLUSS 3/4" BSP SONDE EEXDII C T6, PYR-PT100 - RACCORDEMENT 3/4" BSP
	72VMC073	SMITH T20-J (10 BAR)+PULSGEVER THS (MID) - DCM 092770 SMITH T20-J (10 BAR) + PULSE GEVER THS (MID) - DCM 092770 SMITH T20-J (10 bar) + Impulsgeber (MID) - DCM 092770 SMITH T20-J (10 BAR) + PULSE À GAUCHE THS (MOYEN) - DCM 092770
	72VMC155	SEN-DR-U 295 : PRINTER A5, 24 V ,(EPSON) DCM 101802 SEN-DR-U 295: PRINTER A5, 24 V, (EPSON) DCM 101802 SEN-DR-U 295: DRUCKER A5, 24 V, (EPSON) DCM 101802 SEN-DR-U 295: IMPRIMANTE A5, 24 V, (EPSON) DCM 101802
	72VMC180	SEN-MFLOW-1A-BE / VERSIE 5 (MID) SEN-MFLOW-1A-BE / VERSION 5 (MID) SEN-MFLOW-1A-BE / VERSION 5 (MID) SEN-MFLOW-1A-BE / VERSION 5 (MID)

	Article	Description
	73BLS006	OVERBRUGGINGSSCHAKELAAR TW902+TW901 (Alfons haar) BRIDGING SWITCH TW902+TW901 (Alfons haar) BRIDGING SWITCH TW902+TW901 (Alfons haar) INTERRUPTEUR DE BRIDAGE TW902 + TW901 (Alfons haar)
	73BLS009	STEKKER, TW 903, HAAR 00620 PLUG, TW 903, HAAR 00620 STECKER, TW 903, HAAR 00620 BOUCHON, TW 903, HAAR 00620
	73BLS015	HANDBEDIENING ANA-1H TOTMANN (TOTMANNSYSTEEM) MANUAL OPERATION ANA TOTMANN-1 H (TOTMANNSYSTEEM) MANUELLE BEDIENUNG ANA TOTMANN-1 H (TOTMANNSYSTEEM) FONCTIONNEMENT MANUEL TOTMANN ANA-1 H (TOTMANNSYSTEEM)
	73BOV066	REMOTE LEVEL CONTROL - SECU-T SET
	A2S0000074	
	OND54023	STANDAARD CONTACTELEMENT "S" STANDARD CONTACTELEMENT "S" STANDARD-KONTAKTELEMENT "S" ÉLÉMENT DE CONTACT STANDARD "S"
	OND54025	STANDAARD CONTACTELEMENT "O"

Article	Description
 A small, square, black and white control cabinet with a circular opening on the front and a small white knob or indicator at the bottom. <p data-bbox="403 253 523 282">OND805053</p>	<p data-bbox="576 253 887 282">BEDIENINGS KAST MET 1 GAT</p> <p data-bbox="576 315 919 344">CONTROL CABINET WITH 1 HOLE</p> <p data-bbox="576 378 887 407">SCHALTSCHRANK MIT 1 LOCH</p> <p data-bbox="576 441 991 470">ARMOIRE DE COMMANDE AVEC 1 TROU</p>

	Article	Description
	66KAK138	STOP VOOR KETTING ZIJVERLICHTING 3P AANSL. STOPPER FOR CHAIN SIDE LIGHTNING 3PIN CONNECTION STOPPER FÜR KETTE SEITENBELEUCHTUNG 3 PIN ANSCHLUSS BOUCHON POUR CHAÎNE ÉCLAIRAGE LATÉRAL 3 BROCHES CONNEXION
	66KAV056	VOEDINGSDOOS 24N+24S+15P -ADR-600MM-ASS3 - ASPOCK SUPPLY BOX 24N +24S +15P-ADR-600MM-ASS3 - ASPOCK VERSORGUNGSKASTEN 24N +24S +15P-ADR-600MM-ASS3 - ASPOCK BOÎTE D'ALIMENTATION 24N + 24S + 15P-ADR-600MM-ASS3 - ASPOCK
	66KAV080	TUSSENKABEL 2X ASS3 + 1X ASS2 (REMLICHT) CONNECTING CABLE 2X ASS3 + 1X ASS2 (BRAKE LIGHT) VERBINDUNGSKABEL 2X ASS3 + 1X ASS2 (BREMSLICHT) CÂBLE DE CONNEXION 2X ASS3 + 1X ASS2 (FEU DE FREIN)
	66KAV083	Y-KABEL 3P ASS3 (LENGTE 2X 200MM) Y-CABLE 3P ASS3 (LENGTH 2X 200MM) Y-KABEL 3P ASS3 (LÄNGE 2X 200MM) CABLE Y 3P ASS3 (LONGUEUR 2X 200MM)
	66KDC008	VERDEELDOOS ASPOCK DISTRIBUTION BOX ASPOCK VERTEILERKASTEN ASPOCK BOÎTE DE DISTRIBUTION ASPOCK
	66KDC028	VERDEELKABEL ASPOCK ACHTER -ADR 2X2500-ASS3 DISTRIBUTION CABLE ASPOCK REAR -ADR 2X2500-ASS3 VERTEILERKABEL ASPOCK HINTEN -ADR 2X2500-ASS3 CABLE DE DISTRIBUTION ASPOCK ARRIERE -ADR 2X2500-ASS3
	66KDC062	VERDEELDOOS + LCG2 (75-0310-007) DISTRIBUTION BOX + LCG2 (75-0310-007) VERTEILERKASTEN + LCG2 (75-0310-007) BOÎTE DE DISTRIBUTION + LCG2 (75-0310-007)

	Article	Description
	66VAC054	ACHTERLICHT,6-KAMER MET DRIEHOEK LINKS (VALEO LC7 T4 C 11 C) REAR LIGHT, 6-CHAMBER WITH TRIANGLE LEFT (VALEO LC7 T4 C 11 C) RÜCKLICHT, 6-KAMMERN MIT DREIECK LINKS (VALEO LC7 T4 C 11 C) FEU ARRIÈRE, 6 CHAMBRES AVEC TRIANGLE GAUCHE (VALEO LC7 T4 C 11 C)
	66VAC058	ACHTERLICHT ECOPOINT LINKS REAR LIGHT ECOPOINT LEFT RÜCKLICHT ECOPOINT LINKS LUMIÈRE ARRIÈRE GAUCHE ECOPOINT
	66VAC059	ACHTERLICHT ECOPOINT RECHTS REAR LIGHT ECOPOINT RIGHT RÜCKLICHT ECOPOINT RECHTS LUMIÈRE ARRIÈRE DROITE ECOPOINT
	66VAC067	ACHTERLICHT LED-ECOPOINT, DRIEHOEK, LINKS REAR LIGHT LED ECOPOINT, TRIANGLE, LEFT RÜCKLICHT LED ECOPOINT, DREIECK, LINKS LED ARRIÈRE, TRIANGLE, GAUCHE ECOPOINT
	66VAC068	ACHTERLICHT LED-ECOPOINT, DRIEHOEK, RECHTS REAR LIGHT LED ECOPOINT, TRIANGLE, RIGHT RÜCKLICHT LED ECOPOINT, DREIECK, RECHTS LED ARRIÈRE, TRIANGLE, DROITE ECOPOINT
	66VAC085	EUROPOINT II LINKS, 1X STANDL. LED EUROPOINT II LEFT, 1X STANDL. LED EUROPOINT II LINKS, 1X STANDL. LED EUROPOINT II GAUCHE, 1X STANDL. LED
	66VAC086	EUROPOINT II RECHTS, 1X STANDL. LED EUROPOINT II RIGHT, 1X STANDL. LED EUROPOINT II RECHTS, 1X STANDL. LED EUROPOINT II DROITE, 1X STANDL. LED

	Article	Description
	66VAC090	3 KAMER LAMP LED ENKEL 24V 3 CHAMBER LIGHT LED SINGLE 24V 3 KAMMERLEUCHTEN LED EINZEL 24V LUMIÈRE LED A 3 CHAMBRES SINGLE 24V
	66VAC100	MISTLAMP LED LED FOG LIGHT LED NEBELLEUCHTE FEU DE BROUILLARD LED
	66VAC101	ACHTERUITRIJLAMP LED REVERSING LED LIGHT RÜCKFAHRLEUCHTE LED LED DE LUMIÈRE ARRIÈRE
	66VAC109	3 KAMER LAMP ASPOCK
	66VAC122	3 KAMER LAMP LED 'DURALED COMBI' ,RECHTHOEK 3 ROOM LAMP LED "DURALED COMBI", RECTANGLE 3 ZIMMER LAMPE LED " DURALED COMBI ", RECHTECK LAMPE 3 PIÈCES LED'DURALED COMBI', RECTANGLE
	66VAC147	MINI LED II - 3K LAMP - OPEN UITEINDE 12/24V MINI LED II-3K LAMP-OPEN END 12/24V MINI LED II-3K LAMPE-OFFENES ENDE 12/24V MINI LED II-3K LAMP-OPEN END 12/24V
	66VAC156	MIST + ACHTERUITRIJLAMP LED PG11 FOG + BACKUP LIGHT LED PG11 NEBEL + ERSATZ LICHT LED PG11 FEU DE BROUILLARD + REcul LED PG11

	Article	Description
	66VAC161	EUROPOINT III LINKS (25-7000-507) EUROPOINT III LEFT (25-7000-507) EUROPOINT III LINKS (25-7000-507) EUROPOINT III GAUCHE (25-7000-507)
	66VAC162	EUROPOINT III RECHTS (25-7400-507) EUROPOINT III RIGHT EUROPOINT III RECHTS EUROPOINT III DROIT
	66VAC164	EUROPOINT III LINKS, MET BREEDTELICHT EUROPOINT III LEFT, WITH WIDTH LIGHT EUROPOINT III LINKS, MIT BREITE LICHT EUROPOINT III GAUCHE, AVEC LUMIÈRE DE LARGEUR
	66VAC165	EUROPOINT III RECHTS, MET BREEDTELICHT EUROPOINT III RIGHT, WITH WIDTH LIGHT EUROPOINT III RECHTS, MIT BREITE LICHT EUROPOINT III DROIT, AVEC LARGEUR DE LARGEUR
	66VAC166	EUROPOINT III LED LINKS, MET BREEDTELICHT (25-7020-707) EUROPOINT III LED LEFT, WITH WIDTH LIGHT (25-7020-707) EUROPOINT III LED LINKS, MIT BREITE LICHT (25-7020-707) EUROPOINT III LED GAUCHE, AVEC LUMIÈRE DE LARGEUR (25-7020-707)
	66VAC167	EUROPOINT III LED RECHTS, MET BREEDTELICHT (25-7420-707) EUROPOINT III LED RIGHT, WITH WIDTH LIGHT (25-7420-707) EUROPOINT III LED RECHTS, MIT BREITE LICHT (25-7420-707) EUROPOINT III LED DROITE, AVEC LUMIERE DE LARGEUR (25-7420-707)
	66VAC171	EUROPOINT III LED LINKS (25-7000-707) EURO POINT III LED LEFT (25-7000-707) EURO POINT III LED LINKS (25-7000-707) EUROPOINT III LED GAUCHE (25-7000-707)

	Article	Description
	66VAC172	EUROPOINT III LED RECHTS (25-7400-707) EURO POINT III LED RIGHT (25-7400-707) EURO POINT III LED RECHTS (25-7400-707) EURO POINT III LED DROITE (25-7400-707)
	66VAC188	ECOLED II LINKS, MET BREEDTELICHT, ECOLED II LEFT, WITH WIDTH LIGHT ECOLED II LINKS, MIT BREITE LICHT ECOLED II LED GAUCHE, AVEC LUMIÈRE DE LARGEUR
	66VAC189	ECOLED II RECHTS, MET BREEDTELICHT, ECOLED II RIGHT, WITH WIDTH LIGHT ECOLED II RECHTS, MIT BREITE LICHT ECOLED II DROIT, AVEC LARGEUR DE LARGEUR
	66VAO003	BESCHERMKAP 5-K LAMPEN PROTECTION CAP 5-K LAMPS SCHUTZKAPPE 5-K LAMPEN CAPUCHON DE PROTECTION LAMPES 5-K
	66VAO019	LENS VOOR ACHTERLICHT EUROPOINT II LENS FOR REAR LIGHT EURO POINT II OBJEKTIV FÜR RÜCKLEUCHTE EURO POINT II OBJECTIF POUR LA LUMIÈRE ARRIÈRE EURO POINT II
	66VAO033	LENS ASPOCK EUROPOINT III LINKS LENS FOR ASPOCK EUROPOINT III LEFT LENS FÜR ASPOCK EUROPOINT III LINKS LENTILLE ASPOCK EUROPOINT III GAUCHE
	66VAO034	LENS VOOR ASPOCK EUROPOINT III RECHTS LENS FOR ASPOCK EUROPOINT III RIGHT OBJEKTIV FÜR ASPOCK EUROPOINT III RECHTS LENTILLE POUR ASPOCK EUROPOINT III DROIT

	Article	Description
	66VKC008	KASTVERLICHTING TYPE 569 , KABELINFÜHR W10A CABINET LIGHTING TYPE 569, KABELINFÜHR W10A SCHRANKBELEUCHTUNG TYP 569, KABELINFÜHR W10A ÉCLAIRAGE DE COFFRET TYPE 569, KABELINFÜHR W10A
	66VKC009	EEX KASTVERLICHTING TYPE 5061 EEX CASE LIGHTING TYPE 5061 EEX-CASE-BELEUCHTUNGSTYP 5061 EEX CASE LIGHTING TYPE 5061
	66VKC014	EX-KASTVERLICHTING , LED-LAMP 24VDC EX-CABINET LIGHTING, LED BULB 24VDC EX- KAMMERBELEUCHTUNG, LED-GLÜHBIRNE 24VDC ÉCLAIRAGE EX-ARMOIRE, AMPOULE LED 24VDC
	66VNC009	KENTEKENPLAAT VERLICHTING REGPOINT LED ADR P&R LICENCE PLATE LIGHTING RIGHT, REGPOINT LED ADR P&R NUMMERNSCHILD BELEUCHTUNG RECHTS, REGPOINT LED ADR P&R ÉCLAIRAGE DE PLAQUE D'IMMATRICULATION DROIT, REGPOINT LED ADR P & R
	66VNC018	KENTEKENPL. VERLICHTING REGPOINT ADR ASS3 (36-3007-397) REGISTRATION PLATE. LIGHTING REGPOINT ADR ASS3 (36-3007-397) KENNZEICHEN. BELEUCHTUNG REGPOINT ADR ASS3 (36-3007-397) PLAQUE D'IMMATRICULATION. ECLAIRAGE REGPOINT ADR ASS3 (36-3007-397)
	66VNC020	KENTEKENPLAAT VERLICHTING REGPOINT LED ADR LICENSE PLATE LIGHTS REGPOINT LED ADR KENNZEICHENBELEUCHTUNG REGPOINT LED ADR LIGHTS PLAQUE D'IMMATRICULATION REGPOINT LED ADR
	66VNC023	KENTEKENPLAAT VERLICHTING REGPOINT II LED LICENCE PLATE LIGHTING REGPOINT II LED NUMMERNSCHILD BELEUCHTUNG REGPOINT II LED ÉCLAIRAGE DE PLAQUE D'IMMATRICULATION REGPOINT II LED

	Article	Description
	66VNC024	KENTEKENPL. VERLICHTING REGPOINT II LED LICENCE PL. LIGHTING REGPOINT II LED NUMMERNSCHILD BELEUCHTUNG REGPOINT II LED ÉCLAIRAGE DE PLAQUE D'IMMATRICULATION REGPOINT II LED
	66VNC025	KENTEKENPLAAT VERLICHTING REGPOINT II LED ASS2 LICENSE PLATE LIGHTING REGPOINT II LED ASS2 LIZENZSCHILD BELEUCHTUNG REGPOINT II LED ASS2 ÉCLAIRAGE DE PLAQUE D'IMMATRICULATION REGPOINT II LED ASS2
	66VNC030	KENTEKENPLAAT VERLICHTING RECHT REGPOINT LED ADR P&R LICENSE PLATE LIGHT RIGHT REGPOINT LED ADR P R LIZENZPLATTE LIGHT RECHTS REGPOINT LED ADR P R PLAQUE DE LICENCE LIGHT RIGHT REGPOINT LED ADR P R
	66VPC014	ZIJMARKERINGSLAMP AMBER VALEO FE 94 PDK SIDE MARKING LIGHT AMBER VALEO FE 94 PDK SEITENMARKIERUNGS-LEUCHTE BERNSTEINFARBEN VALEO FE 94 PDK LUMIÈRE DE MARQUAGE LATÉRALE AMBRE VALEO FE 94 PDK
	66VPC064	ZIJMARKERINGSLICHT LED UNI-POINT ADR 1500MM SIDE MARKING LIGHT LED UNI-POINT ADR 1500MM SEITENMARKIERUNGS-LEUCHTE LED UNI-POINT ADR 1500MM LUMIÈRE DE MARQUAGE LATÉRALE LED UNI-POINT ADR 1500MM
	66VPC069	ZIJMARKERINGSLAMP LED HELLA SIDE MARKING LIGHT LED HELLA SEITENMARKIERUNGS-LEUCHTE LED HELLA LUMIÈRE DE MARQUAGE LATÉRALE LED HELLA
	66VPC072	POSITIELICHT WIT LED P&R 500 MM ADR UNI-POINT POSITION LIGHT WHITE LED P&R 500 MM ADR UNI-POINT POSITIONSLICHT WEIß LED P&R 500 MM ADR UNI-POINT FEU DE POSITION LED BLANCHE P & R 500 MM ADR UNI-POINT

	Article	Description
	66VPC077	ZIJMARKERINGSLICHT LED UNI-POINT ADR 500MM SIDE MARKER LAMP LED UNI-POINT ADR 500MM SEITENMARKIERUNGSLEUCHTE LED UNI-POINT ADR 500MM LAMPE DE MARQUEUR LATÉRAL LED UNI-POINT ADR 500MM
	66VPC078	ZIJMARKERINGSLICHT LED UNI-POINT ADR 1500MM SIDE MARKING LIGHT LED UNI-POINT ADR 1500MM SEITENMARKIERUNGS-LEUCHTE LED UNI-POINT ADR 1500MM LUMIÈRE DE MARQUAGE LATÉRALE LED UNI-POINT ADR 1500MM
	66VPC079	POSITIELICHT WIT LED P&R 500 MM ADR INBOUW POSITION LIGHT WHITE LED P&R 500 MM ADR BUILT-IN POSITIONSLICHT WEIß LED P&R 500 MM ADR EINGEBAUTE FEU DE POSITION LED BLANCHE P & R 500 MM ADR INTEGRE
	66VPC080	BREEDTELICHT LINKS SUPERPOINT II RT/WS ADR WIDTH LIGHT LEFT SUPERPOINT II RT/WS ADR BREITE LICHT LINKS SUPERPOINT II RT/WS ADR LUMIÈRE DE LARGEUR GAUCHE SUPERPOINT II RT / WS ADR
	66VPC081	BREEDTELICHT RECHTS SUPERPOINT II RT/WS ADR WIDTH LIGHT RIGHT SUPERPOINT II RT/WS ADR BREITE LICHT RECHTS SUPERPOINT II RT/WS ADR LUMIÈRE DE LARGEUR DROITE SUPERPOINT II RT / WS ADR
	66VPC089	POSITIELICHT WIT LED P&R 500MM ADR UNIPOINT POSITION LIGHT WHITE LED P & R 500MM ADR UNIPOINT POSITIONSLICHT WEIß LED P & R 500MM ADR UNIPOINT FEU DE POSITION LED BLANCHE P & R 500 MM ADR UNIPOINT
	66VPC095	BREEDTELICHT LED SUPERPOINT III RT/WS ADR (RECHTS) WIDTH LIGHT LED SUPERPOINT III RT/WS ADR BREITE LICHT LED SUPERPOINT III RT/WS ADR LUMIÈRE DE LARGEUR SUPERPOINT III RT / WS ADR

	Article	Description
	66VPC096	BREEDTELICHT LED SUPERPOINT III RT/WS ADR (LINKS) WIDTH LIGHT LED SUPERPOINT III RT/WS ADR BREITE LICHT LED SUPERPOINT III RT/WS ADR LUMIÈRE DE LARGEUR SUPERPOINT III RT / WS ADR
	66VPC097	MONTAGESTEUN, RUBBER, VOOR UNIPOINT OP BUIS 42 MOUNTING BRACKET, RUBBER, FOR UNIPOINT ON PIPE 42 HALTERUNG, GUMMI, FÜR UNIPOINT AUF ROHR 42 SUPPORT DE MONTAGE EN CAOUTCHOUC POUR UNIPOINT SUR TUYAU 42
	66VPC107	ZIJMARKERINGSLICHT LED UNI-POINT ORANJE ADR 1500MM (ZONDER STEUN) SIDE MARKING LIGHT LED UNI-POINT ADR 1500MM (WITHOUT BRACKET) SEITENMARKIERUNGS-LEUCHE LED UNI-POINT ADR 1500MM (OHNE HALTERUNG) LUMIÈRE DE MARQUAGE LATÉRALE LED UNI-POINT ADR 1500MM (SANS SUPPORT)
	66VPC108	POSITIELICHT WIT LED 1500MM ADR UNIPOINT (ZONDER STEUN) POSITION LIGHT WHITE LED 1500MM ADR UNIPOINT (WITHOUT BRACKET) POSITIONSLICHT WEIß LED 1500MM ADR UNIPOINT (OHNE HALTERUNG) FEU DE POSITION BLANC LED 1500MM ADR UNIPOINT (SANS SUPPORT)
	66VPC125	BREEDTELICHT LED SUPERPOINT III RT/WS ADR - LINKERZIJDE (MET BEKABELING) WIDTH LIGHT LED SUPER POINT III RT/WS ADR LEFT (WITH CABLING) BREITE LICHT-LED SUPER PUNKT III RT/WS ADR LINKS (MIT VERKABELUNG) LARGEUR LED SUPER POINT III RT/WS ADR GAUCHE (AVEC CÂBLAGE)
	66VPC126	BREEDTELICHT LED SUPERPOINT III RT/WS ADR - RECHTERZIJDE (MET BEKABELING) WIDTH LIGHT LED SUPER POINT III RT/WS ADR-RIGHT SIDE (WITH CABLING) BREITE LICHT-LED SUPER POINT III RT/WS ADR-RECHTE SEITE (MIT VERKABELUNG) LARGEUR LED SUPER POINT III RT/WS ADR-CÔTÉ DROIT (AVEC CÂBLAGE)
	66VPC149	BREEDTELICHT SUPERPOINT III RT/WS ADR RECHTS WIDTH LIGHT SUPERPOINT III RT/WS ADR RIGHT BREITE LICHT SUPERPOINT III RT/WS ADR RECHTS LUMIÈRE DE LARGEUR SUPERPOINT III RT / WS DROIT

	Article	Description
	66VPC152	BREEDTELICHT SUPERPOINT II RT/WS ADR (RECHTS) WIDTH LIGHT SUPERPOINT II RT/WS ADR BREITE LICHT SUPERPOINT II RT/WS ADR LUMIÈRE DE LARGEUR SUPERPOINT II RT / WS
	66VPC153	BREEDTELICHT SUPERPOINT II RT/WS ADR (LINKS) WIDE LIGHT SUPERPOINT II RT / WS ADR (LINKS) BREITBELEUCHTUNG SUPERPOINT II RT / WS ADR (LINKS) SUPERPOINT LUMINEUX II RT / WS ADR (LIENS)
	66VPC155	BREEDTELICHT LED SUPERPOINT LINKS - IV RT/WS ADR WIDTH LIGHT LED SUPERPOINT LEFT - IV RT/WS ADR BREITE LICHT LED SUPERPOINT LINKS - IV RT/WS ADR LUMIÈRE DE LARGEUR LED GAUCHE SUPERPOINT II RT / WS
	66VPC156	BREEDTELICHT LED SUPERPOINT RECHTS - IV RT/WS ADR WIDTH LIGHT LED SUPERPOINT RIGHT - IV RT/WS ADR BREITE LICHT LED SUPERPOINT RECHTS - IV RT/WS ADR LUMIÈRE DE LARGEUR LED DROITE SUPERPOINT II RT / WS
	66VPO029	HOUDER MARKERINGSLAMP UNI POINT 90° HOLDER MARKING LIGHT UNI POINT 90° HALTER MARKIERUNGS-LEUCHTE UNI POINT 90° LUMIÈRE DE MARQUAGE DE SUPPORT UNI POINT 90 °
	66VTC021	MINI LED II - ACHTERUIRIJLAMP 12/24V MINI LED II - REAR / BACKWARD LIGHT 12 / 24V MINI LED II - RÜCKEN- / RÜCKFAHRENLEUCHTE 12 / 24V MINI LED II - LUMINAIRE ARRIÈRE / ARRIÈRE 12 / 24V
	66VWC016	WERKLAMP HELLA 1G3 996 001-351 WORK LIGHT HELLA 1G3 996 001-351 ARBEITSLICHT HELLA 1G3 996 001-351 LAMPE DE TRAVAIL HELLA 1G3 996 001-351

	Article	Description
	66VWC020	WERKLAMP, ACHTERUITRIJLAMP WORK LIGHT, REVERSE LIGHT ARBEITSLICHT, RÜCKFAHRSCHEINWERFER LUMIÈRE DE TRAVAIL, LUMIÈRE INVERSÉE
	66VWC027	OVAAL LED ACHTERUITRIJLAMP (MET KABEL 2,5MTR) OVAL LED REVERSE LIGHT OVAL LED RÜCKFAHRSCHEINWERFER LED DE REcul OVALE
	66VWC028	ROND LED WERKLAMP 650 LUMEN AROUND LED WORK LIGHT 650 LUMEN AROUND LED ARBEITSLICHT 650 LUMEN LAMPE DE TRAVAIL CIRCULAIRE LED 650 LUMEN
	66VWC034	WERKLAMP LED 1980 LUMEN WORK LIGHT LED, 1980 LUMEN ARBEITSLICHT LED, 1980 LUMEN LAMPE DE TRAVAIL LED, 1980 LUMEN
	66VWC038	LED 1500 WERK / ACHTERUITRIJLAMP (7m kabel) LED 1500 WORK / REVERSING LAMP (7m cable) LED 1500 ARBEITS- / RÜCKFAHRLEUCHTE (7 m Kabel) LAMPE DE TRAVAIL / INVERSEUR LED 1500 (câble de 7 m)
	66VZC019	FLITSLAMP , LED , ORANJE FLASHER LIGHT, LED, ORANGE BLINKERLEUCHTE, LED, ORANGE CLIGNOTANT, LED, ORANGE
	67BUM033	OPVULBUSJE BEVESTIGING BREEDTELICHT FILL TUBE ATTACHMENT WIDTH LIGHT FÜLLROHR BEFESTIGUNG BREITE LICHT TUBE POUR ATTACHE LUMIERE DE LARGEUR

AIR (PRESSURE) PARTS - CHASSIS UPPER / BODY

	Article	Description
	65CIL013	DUBBELWERKENDE CILINDER ISO 6431 63/250 DOUBLE ACTING CYLINDER ISO 6431 63/250 DOPPELT WIRKENDER ZYLINDER ISO 6431 63/250 CYLINDRE À DOUBLE EFFET ISO 6431 63/250
	65CIL033	CILINDER PNEUMATISCH ENKELWERKEND - 2-10BAR (SLAGLENTE 25mm) CYLINDER PNEUMATIC SINGLE-OPERATING-2-10BAR (STROKE LENGTH 25MM) ZYLINDER PNEUMATISCHER EINZELBETRIEB-2-10BAR (STRICHLÄNGE 25MM) CYLINDRE PNEUMATIQUE SIMPLE-FONCTIONNEMENT-2-10BAR (LONGUEUR DE COURSE 25MM)
	65M2W003	OF-VENTIEL 1/8" (WISSELVENTIEL) OF VALVE 1/8" (EXCHANGE VALVE) OF VENTIL 1/8" (UMSCHALTVENTIL) SOUPAPE OF 1/8 "(VANNE D'ECHANGE)
	65M32010	3/2 KLEP, VA13-LRS, MET AANSLAGROL 3/2 VALVE, VA13-LRS, WITH DEPTH STOP 3/2 VENTIL, VA13-LRS, MIT TIEFENANSCHLAG VALVE 3/2, VA13-LRS, AVEC ARRETOIR DE PROFONDEUR
	65M32015	3/2 KLEP, VOOR PANEELMONTAGE, ZWARTE KNOP 3/2 VALVE, FOR PANEL MOUNTING, BLACK BUTTON 3/2 VENTIL, FÜR TAFELEINBAU, SCHWARZE TASTE VALVE 3/2, POUR MONTAGE SUR PANNEAU, BOUTON NOIR
	65M32016	3/2 KLEP, VOOR PANEELMONTAGE, RODE KNOP 3/2 VALVE, FOR PANEL MOUNTING, RED BUTTON 3/2 VENTIL, FÜR TAFELEINBAU, ROTE TASTE VALVE 3/2, POUR MONTAGE SUR PANNEAU, BOUTON ROUGE
	65M32027	3/2 KLEP, 1/8" M., LUCHTBEDIEND 3/2 VALVE, 1/8" M, AIR-SERVING 3/2 VENTIL, 1/8" M., LUFTWEGUNG 3/2 VALVE, 1/8" M., AIR-SERVING

AIR (PRESSURE) PARTS - CHASSIS UPPER / BODY

	Article	Description
	65M32030	3/2 KLEP, NORGREN , LUCHTBEDIEND , VEERRETOUR 3/2 VALVE, NORGREN, AIR-OPERATED, SPRING RETURN 3/2 VENTIL, NORGREN, LUFTBETRIEBEN, FEDERRÜCKLAUF 3/2 VALVE, NORGREN A AIR, RETOUR A RESSORT
	65M32046	3/2 VENTIEL TERUGVEER MET HENDEL, NAV 33 LES NC - 1/4" AANSLUITING 3/2 VALVE RETURN WITH HANDLE, NAV 33 LES NC - 1/4" CONNECTION 3/2 VENTILRÜCKLAUF MIT GRIFF, NAV 33 LES NC - 1/4" ANSCHLUSS 3/2 RETOUR DE SOUPEPE AVEC POIGNEE NAV 33 LES NC - 1/4" CONNEXION
	65M32081	3/2 SCHUIFVENTIEL 1/8" ROLBEDIEND / VEERRETOUR 3/2 SLIDING VALVE 1/8" WHEEL-OPERATED/SPRING RETURN 3/2 SCHIEBERVENTIL 1/8" RADBETRIEBEN/FEDERRÜCKLAUF 3/2 SOUPEPE COULISSANTE 1/8 " SUR ROUES / RETOUR A RESSORT
	65M32086	3/2 KLEP, REXROTH, LUCHTBEDIEND, VEERRETOUR - 1/8"M. 3/2 VALVE, REXROTH, AIR-OPERATED, SPRING RETURN - 1/8" M. 3/2 VENTIL, REXROTH, LUFTBETRIEBEN, FEDERRÜCKLAUF - 1/8" M. SOUPEPE 3/2, REXROTH, A AIR, RETOUR A RESSORT - 1/8 "M.
	65M32089	3/2 KLEP, 1/8"B, 2 X LUCHTBEDIEND (BISTABIEL) 3/2 VALVE, 1/8" B, 2 X AIR-OPERATED (BI-STABLE) 3/2 VENTIL, 1/8" B, 2 X LUFTBETRIEBEN (BI-STABIL) VALVE 3/2, 1/8 "B, 2 X A AIR (BI-STABLE)
	65M32090	3/2 SCHUIFVENTIEL 1/8" ROLBEDIEND/VEERRETOUR 3/2 SLIDING VALVE 1/8" WHEELED / SPRING RETURN 3/2 SCHIEBERVENTIL 1/8" RAD / FEDERRÜCKLAUF 3/2 VALVE COULISSANTE 1/8" ROUE / RETOUR A RESSORT
	65M32102	3/2 WEGVENTIEL EUROPA M14 3/2 DIRECTIONAL CONTROL VALVE EUROPE M14 3/2 WEGEVENTIL EUROPA M14 SOUPEPE 3/2 A COMMANDE DIRECTIONNELLE EUROPE M14

AIR (PRESSURE) PARTS - CHASSIS UPPER / BODY

	Article	Description
	65M32104	3/2 SCHUIFVENTIEL 1/8" ROLBEDIEND/VEERRETOUR 3/2 SLIDING VALVE 1/8" WHEEL-OPERATED/SPRING RETURN 3/2 SCHIEBERVENTIL 1/8" RADBETRIEBEN/FEDERRÜCKLAUF SOUPAPE COULISSANTE 3/2 1/8 " A ROUES / RETOUR ARESSORT
	65M32112	3/2 KLEP,LUCHTBEDIEND,VEERRETOUR 3/2 VALVE, AIRCONTROLLED, SPRING RETURN 3/2 VENTIL, LUFTSTEUERUNG, FEDERRÜCKZUG VALVE 3/2, COMMANDÉE, RETOUR DE RESSORT
	65M32116	3/2 SCHUIFVENTIEL 1/8" LUCHTBEDIEND/VEERRETOUR 3/2 SLIDING VALVE 1/8" AIR-OPERATED / SPRING RETURN 3/2 SCHIEBERVENTIL 1/8 "LUFTBETRIEBENE / FEDERRÜCKLAGE 3/2 VALVE COULISSANTE 1/8 "À AIR / RETOUR À RESSORT
	65M42002	SCHAKELAAR - VENTIEL, 4/3-WEG 0-10 BAR SWITCH-VALVE, 4/3-WAY 0-10 BAR SCHALTVENTIL, 4/3-WEGE 0-10 BAR COMMUTATEUR-VALVE, 4/3-WAY 0-10 BAR
	65M52002	5/2 KLEP,G 1/8", LUCHT BEDIEND,VEERRETOUR 5/2 VALVE, G 1/8", AIR-OPERATED, SPRING RETURN 5/2 VENTIL, G 1/8", LUFTBETRIEBEN, FEDERRÜCKLAUF SOUPAPE 5/2, G 1/8 ", A AIR, RETOUR A RESSORT
	65M52005	5/2 SCHUIFVENTIEL VOOR PANEELMONTAGE (AANSL: G 1/8") 5/2 SLIDING VALVE FOR PANEL MOUNTING (CONNECTION: G 1/8") 5/2 SCHIEBERVENTIL FÜR TAFELEINBAU (VERBINDUNG: G 1/8") SOUPAPE 5/2 COULISSANTE POUR MONTAGE SUR PANNEAU (RACCORDEMENT: G 1/8 ")
	65M52017	5/2 KLEP, 1/8"M (BISTABIEL) 5/2 VALVE, 1/8 "M (BISTABLE) 5/2 VENTIL, 1/8 "M (STABIL) 5/2 VALVE, 1/8 "M (BISTABLE)


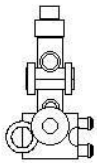



AIR (PRESSURE) PARTS - CHASSIS UPPER / BODY

	Article	Description
	65M52021	5/2 KLEP, VOOR PANEELMONTAGE, ZWARTE KNOP 5/2 VALVE, FOR PANEL MOUNTING, BLACK BUTTON 5/2 VENTIL, FÜR TAFELEINBAU, SCHWARZE TASTE VALVE 5/2, POUR MONTAGE SUR PANNEAU, BOUTON NOIR
	65MDI001	DOORSTROMINGS REGELAAR MET FIJNREGELING (DIAMETER 6 MM) FLOW REGULATOR WITH FINE TUNING (DIAMETER 6 MM) MENGENREGLER MIT FEINABSTIMMUNG (DURCHMESSER 6 MM) REGULATEUR DE DEBIT AVEC REGLAGE FIN (DIAMETRE 6 MM)
	65MDI005	HYDRAULISCHE - PNEUMATISCHE DRUKREGELAAR, HPD 2/5 A HYDRAULIC - PNEUMATIC PRESSURE REGULATOR, HPD 2/5 A HYDRAULISCH - PNEUMATISCHER DRUCKREGLER, HPD 2/5 A REGULATEUR DE PRESSION PNEUMATIQUE HYDRAULIQUE HPD 2/5 A
	65MDI019	DRUKVERKLIKKER, LUCHTDRUKINDICATOR ZWART-ROOD PRESSURE CLICKER, AIR PRESSURE INDICATOR BLACK-RED DRUCK-KLICKEK, LUFTDRUCKANZEIGE SCHWARZ-ROT INDICATEUR DE PRESSION D'AIR NOIR-ROUGE
	65MDI024	TERUGSLAGKLEP 1/8" , VNR / 1 1/8" RETURN VALVE 1/8", VNR / 1 1/8" RÜCKSENDEVENTIL 1/8", VNR / 1 1/8" SOUPEPE DE RETOUR 1/8", VNR / 1 1/8"
	65MDI026	OLIE - WATERAFSCHEIDER 1/4" OIL - WATER SEPARATOR 1/4" ÖL-WASSERABSCHIEDER 1/4" SÉPARATEUR D'HUILE-EAU 1/4 "
	65MDI058	DRUKREGELAAR 016802 PRESSURE REGULATOR 016802 DRUCKREGLER 016802 RÉGULATEUR DE PRESSION 016802

AIR (PRESSURE) PARTS - CHASSIS UPPER / BODY

	Article	Description
	65MDI063	DRUKREGELAAR R21-C2-000 , TRAPLOOS PRESSURE REGULATOR R21-C2-000, STEPLESS DRUCKREGLER R21-C2-000, STUFENLOS RÉGULATEUR DE PRESSION R21-C2-000, PAS
	65MDI082	DRUKVERKLIKKER, LUCHTDRUKINDICATOR ROOD-GROEN PRESSURE CLICKER, AIR-PRESSURE INDICATOR RED-GREEN DRUCK-KLICKEK, LUFTDRUCK-ANZEIGE ROT-GRÜN INDICATEUR DE PRESSION D'AIR ROUGE-VERT
	65MDI083	OLIE - WATERAFSCHEIDER (1/2") OIL - WATER SEPARATOR (1/2") ÖL-WASSERABSCHIEDER (1/2") SÉPARATEUR D'HUILE-EAU 1/2 "
	65MSP003	PNEUMATISCH SNELONLUCHTINGSVENTIEL (LEIDING 6MM) PNEUMATIC FAST AERATION VALVE (PIPE 6MM) PNEUMATISCHES SCHNELL-BELÜFTUNGSVENTIL (ROHR 6MM) SOUPAPE D'AÉRATION RAPIDE PNEUMATIQUE (TUYAU 6MM)
	65MSP028	SNELONTLUCHTER VSR(DIA 4) BREATHER VSR (DIA 4) ATEMBEREITER VSR (DIA 4) AFFICHEUR RAPIDE VSR (DIA 4)
	66SCO095	COMEX KAST ENKELVOUDIG , 2 X M20X1.5 COMEX CABINET SINGLE, 2 X M20X 1.5 COMEX KABINETT SINGLE, 2 X M20X 1,5 CABINET COMEX SIMPLE, 2 X M20X 1,5
	73BAP007	BODEMKLEP, PNE, PBVL 100/100 S FL 90/15P + ZEEF (H=115) BOTTOM VALVE, PNE, BO 100 + SIEVE (H=115) BOTTOM VALVE, PNE, PBVL 100/100 S FL 90/15P + SIEVE (H=115) BODENVENTIL, PNE, BO 100 + SIEB (H=115) BODENVENTIL, PNE, PBVL 100/100 S FL 90/15P + SIEB (H=115) SOUPAPE INFÉRIEURE, PNE, BO 100 + TAMIS (H = 115) SOUPAPE INFÉRIEURE, PNE, PBVL 100/100 S FL 90 / 15P + TAMIS (H = 115)

AIR (PRESSURE) PARTS - CHASSIS UPPER / BODY

	Article	Description
	73BAP023	NOODBEDIENING, PFN 1A , HAAR 005088 EMERGENCY OPERATION, PFN 1A, HAAR 005088 NOTFALLBETRIEB, PFN 1A, HAAR 005088 OPÉRATION D'URGENCE, PFN 1A, HAAR 005088
	73BAP033	STUURBLOK, PST 2A, ZWART, HAAR 005070 CONTROL BLOCK, PST 2A, BLACK, HAAR 005070 STEUERBSCHLOSS, PST 2A, SCHWARZ, HAAR 005070 BLOC DE CONTRÔLE, PST 2A, NOIR, HAAR 005070
	73BAP034	STUURBLOK, PST 3A, GROEN, HAAR 009610 CONTROL BLOCK, PST 3A, GROEN, HAAR 009610 STEUERBSCHLOSS, PST 3A, GROEN, HAAR 009610 BLOC DE CONTRÔLE, PST 3A, VERT, CHEVEUX 009610
	73BAP035	STUURBLOK, PST 4A, ROOD, HAAR 015644 CONTROL BLOCK, PST 4A, ROOD, HAAR 015644 STEUERBSCHLOSS, PST 4A, ROOD, HAAR 015644 BLOC DE CONTRÔLE, PST 4A, ROUGE, CHEVEUX 015644
	73BAP047	TUSSENSTUK MET BORING HAAR 041203 , 020001 CONNECTING PIECE, WITH DRILLING HAAR 041203 , 020001 VERBINDUNGSSTÜCK, MIT BORHUNG HAAR 041203 , 020001 PIÈCE DE RACCORDEMENT, AVEC PERÇAGE HAAR 041203, 020001
	73BAP062	HAND-KEUZEVENTIEL HW-6-38 (6-STANDEN)
	73BAP110	STUURBLOK, 3 VAKKEN, N15.3 CONTROL BLOCK, 3 COMPARTMENTS, N15.3 STEUERBSCHLOSS, 3 KAMMERN, N15.3 BLOC DE COMMANDE, 3 COMPARTIMENTS, N15.3

AIR (PRESSURE) PARTS - CHASSIS UPPER / BODY

	Article	Description
	73BAP130	STUURBLOK, 5 VAKKEN, N15-5 CONTROL BLOCK, 5 COMPARTMENTS, N15.5 STEUERBSCHLOSS, 5 KAMMERN, N15.5 BLOC DE COMMANDE, 5 COMPARTIMENTS, N15.5
	73BAP133	STUURBLOK, 1 VAK, N15-1 STEERING BLOCK, 1 BOX, N15-1 STEUERBLOCK, 1 KISTE, N15-1 BLOC DE DIRECTION, 1 BOÎTE, N15-1
	73BAP150	EINDBLOK,SET , PE-L+ PE-R (HAAR 1693332) END BLOCK, SET , PE-L+ PE-R (HAAR 1693332) ENDBSCHLOSS, SET, PE-L+ PE-R (HAAR 1693332) BLOC DE FIN, SET, PE-L + PE-R (HAAR 1693332)
	73BAP181	TUSSENSTUK ZONDER BORING + 2X O-RING (ALFONS HAAR) CONNECTING PIECE WITHOUT DRILLING + 2X O-RING (ALFONS HAAR) VERBINDUNGSSTÜCK OHNE BOHRUNG + 2X O-RING (ALFONS HAAR) PIECE DE RACCORDEMENT SANS PERÇAGE + JOINT TORIQUE 2X (ALFONS HAAR)
	73BAP244	STUURBLOK, 2 VAKKEN, N15E-2
	73BDR005	KIPVENTIEL, PNEUMATISCH, N4 F.5 TANKER VALVE, PNEUMATIC, N4 F.5 TANKER VENTIL, PNEUMATISCH, N4 F.5 SOUPEPE DE RÉSERVOIR, PNEUMATIQUE, N4 F.5
	73BDR057	OVERDRUKVENT HEROSE 1 1/2" - 0,8 BAR OVERPRESSURE VALVE HEROSE 1 1/2" - 0,8 BAR ÜBERDRUCKVENTIL HEROSE 1 1/2" - 0,8 BAR SOUPEPE DE SURPRESSION HEROSE 1 1/2 " - 0,8 BAR

AIR (PRESSURE) PARTS - CHASSIS UPPER / BODY

	Article	Description
	73BDR058	OVERDRUKVENTIEL HEROSE 1 1/2" - 1,8 BAR OVERPRESSURE VALVE HEROSE 1 1/2" - 1,8 BAR ÜBERDRUCKVENTIL HEROSE 1 1/2" - 1,8 BAR SOUPAPE DE SURPRESSION HEROSE 1 1/2 " - 1,8 BAR
	73BDR059	OVERDRUKVENTIEL HEROSE 1 1/2" - 2 BAR - CE OVERPRESSURE VALVE HEROSE 1 1/2" - 2 BAR - CE ÜBERDRUCKVENTIL HEROSE 1 1/2" - 2 BAR - CE SOUPAPE DE SURPRESSION HEROSE 1 1/2 " - 2 BAR - CE
	73BDR112	OVERDRUKVENTIEL NIEZGODKA 1" - 2 BAR (CHROOM-NIKKELSTAAL) OVERPRESSURE VALVE NIEZGODKA 1 " - 2 BAR (CHROME NICKEL STEEL) ÜBERDRUCKVENTIL NIEZGODKA 1 " - 2 BAR (CHROM NICKEL STAHL) VALVE DE SURPRESSION NIEZGODKA 1 " - 2 BAR (ACIER CHROME NICKEL)
	73BDR113	OVERDRUKVENTIEL NIEZGODKA 1" - 2.6 BAR (CHROOM-NIKKELSTAAL) PRESSURE RELIEF VALVE NIEZGODKA 1 "-2.6 BAR (CHROMIUM-NICKEL LANGUAGE) DRUCKENTLASTUNGSVENTIL NIEZGODKA 1 "-2.6 BAR (CHROM-NICKEL-SPRACHE) SOUPAPE DE DÉCOMPRESSION NIEZGODKA 1 "-2,6 BAR (CHROME-NICKEL)
	73BDR173	VEILIGHEIDSVENTIEL CE58/02200 - 1,5 B (22PSI) - RVS 3/4" BSPT - VITON DICHTING SAFETY VALVE CE58/02200-1.5 B (22PSI)-STAINLESS STEEL 3/4 "BSPT-VITON SEAL SICHERHEITSVENTIL CE58/02200-1.5 B (22PSI)-EDELSTAHL 3/4 "BSPT-VITON-DICHTUNG SOUPAPE DE SÉCURITÉ CE58/02200-1.5 B (22PSI)-JOINT EN ACIER INOXYDABLE 3/4 "BSPT-VITON
	73BDR359	
	73BLL012	PNEUMATISCHE ROLVIBRATOR (4250 NEWTON / 22.000HZ.) PNEUMATIC ROLL VIBRATOR (4250 NEWTON / 22,000HZ) PNEUMATISCHER ROLL-VIBRATOR (4250 NEWTON / 22,000HZ) VIBRATEUR À PISTON PNEUMATIQUE (4250 NEWTON / 22,000HZ)

AIR (PRESSURE) PARTS - CHASSIS UPPER / BODY

	Article	Description
	73BLL025	GELUIDSDEMPER VOOR ROLVIBRATOR 73BLL012 SOUND DAMPER FOR ROLL VIBRATOR 73BLL012 SCHALLDÄMPFER FÜR ROLLVIBRATOR 73BLL012 AMORTISSEUR DE SON POUR VIBRATEUR DE ROULEMENT 73BLL012
	73BMM004	MANOMETER, 0...1 BAR, D63, G1/4" ONDER MET GLYCERINE MANOMETER, 0...1 BAR, D63, G1/4" UNDER WITH GLYCERINE MANOMETER, 0...1 BAR, D63, G1/4" UNTERSEITE MIT GLYZERIN MANOMÈTRE, 0 ... 1 BAR, D63, G1 / 4" BAS AVEC GLYCÉRINE
	73BMM006	MANOMETER, 0...10 BAR, D63, G1/4" ONDER MANOMETER, 0...10 BAR, D63, G1/4" UNDER MANOMETER, 0...10 BAR, D63, G1/4" UNTERSEITE MANOMÈTRE, 0 ... 10 BAR, D63, G1 / 4 " BAS
	73BMM009	MANOMETER (0...250 BAR, D63, G1/4" ONDER) MANOMETER (0...250 BAR, D63, G1/4" UNDER) MANOMETER (0...250 BAR, D63, G1/4" UNTERSEITE) MANOMÈTRE (0 ... 250 BAR, D63, G1 / 4 "BAS)
	73BMM010	MANOMETER, 0...4 BAR, D63, G1/4" ONDER MANOMETER, 0...4 BAR, D63, G1/4" UNDER MANOMETER, 0...4 BAR, D63, G1/4" UNTERSEITE MANOMÈTRE, 0 ... 4 BAR, D63, G1 / 4 "BAS
	73BMM012	MANOMETER, 0...400 BAR, D63, G1/4" MET GLYCERINE MANOMETER, 0... 400 BAR, D63, G1/4 "WITH GLYCERINE MANOMETER, 0... 400 BAR, D63, G1/4 "MIT GLYCERIN MANOMÈTRE, 0... 400 BAR, D63, G1/4 "AVEC GLYCÉRINE
	73BMM013	MANOMETER, 0...6 BAR, D63, G1/4" ONDER MANOMETER, 0...6 BAR, D63, G1/4" UNDER MANOMETER, 0...6 BAR, D63, G1/4" UNTERSEITE MANOMÈTRE, 0 ... 6 BAR, D63, G1 / 4 "BAS

AIR (PRESSURE) PARTS - CHASSIS UPPER / BODY

	Article	Description
	73BMM016	MANOMETER, 0-4 BAR, D63, G1/4" ACHTER MANOMETER, 0-4 BAR, D63, G1/4" REAR MANOMETER, 0-4 BAR, D63, G1/4" RÜCKSEITE MANOMÈTRE, 0-4 BAR, D63, G1 / 4 "ARRIÈRE
	73BMM024	MANOMETER, -1...9 BAR, D63, G1/4" ONDER MANOMETER, -1 ... 9 BAR, D63, G1 / 4 "UNDER MANOMETER, -1 ... 9 BAR, D63, G1 / 4 "UNTER MANOMETRE, -1 ... 9 BAR, D63, G1 / 4 "SOUS
	73BMM031	MANOMETER, 0...4 BAR, D63, G1/4" RECHTS (GLYCERINE) MANOMETER, 0...4 BAR, D63, G1/4" RIGHT (GLYCERINE) MANOMETER, 0...4 BAR, D63, G1/4" RECHTS (GLYZERIN) MANOMÈTRE, 0 ... 4 BAR, D63, G1 / 4 "DROIT (GLYCÉRINE)
	73BMM049	MANOMETER (0...6 BAR, D63, G1/4" ACHTER) MANOMETER (0...6 BAR, D63, G1/4" REAR) MANOMETER (0...6 BAR, D63, G1/4" RÜCKSEITE) MANOMÈTRE (0 ... 6 BAR, D63, G1 / 4 "ARRIÈRE)
	73BMM052	MANOMETER/MEMBRAAN, 10 BAR, D63, G1/4" ACHTER - GLYCERINE MANOMETER / MEMBRANE, 10 BAR, D63, G1 / 4 "REAR - GLYCERIN MANOMETER / MEMBRAN, 10 BAR, D63, G1 / 4 "REAR - GLYCERIN MANOMETRE / MEMBRANE, 10 BAR, D63, G1 / 4 "ARRIERE - GLYCÉRINE
	73BTM019	THERMOMETER, WIKA, INBOUW, 0+250°C, RVS, CAPILLAIR (MET LAG LOGO) THERMOMETER, WIKA, BUILT-IN, 0 + 250 ° C, STAINLESS STEEL, CAPILLAIR (WITH LAG LOGO) THERMOMETER, WIKA, EINGEBAUT, 0 + 250 ° C, EDELSTAHL, CAPILLAIR (MIT LAG-LOGO) THERMOMÈTRE WIKA INTÉGRÉ, 0 + 250 ° C, ACIER INOXYDABLE, CAPILLAIR (AVEC LOGO LAG)
	73BTM020	THERMOMETER, WIKA, INBOUW,-20/+150°C,ROESTVRIJSTAAL,CAPIL. (LAG uitvoering) THERMOMETER, WIKA, BUILT-IN,-20/+150°C, STAINLESS STEEL, CAPIL. (LAG version) THERMOMETER, WIKA, EINGEBAUT,-20/+150°C, EDELSTAHL, CAPIL. (LAG Version) THERMOMÈTRE, WIKA, INTÉGRÉ, -20 / + 150 ° C, ACIER INOXYDABLE, CAPIL. (Version LAG)








AIR (PRESSURE) PARTS - CHASSIS UPPER / BODY

	Article	Description
	73BTM033	THERMOMETER, WIKA, 50/+200°C, DIGITAAL, RVS MET ROOSTER THERMOMETER, WIKA, 50 / + 200 ° C, DIGITAL, STAINLESS STEEL WITH GRID THERMOMETER, WIKA, 50 / + 200 ° C, DIGITAL, EDELSTAHL MIT RASTER THERMOMÈTRE WIKA ACIER INOXYDABLE AVEC GRILLE NUMÉRIQUE 50 / + 200 ° C
	73FLU009	PERSLUCHTFILTER DRUM M329/450 PNEUMATIC FILTER DRUM M329/450 PNEUMATISCHE FILTER DRUM M329/450 FILTRE PNEUMATIQUE DRUM M329/450
	73FVL012	POMPFILTER, NW100 , 630µM PUMP FILTER, NW100 , 630µM PUMPENFILTER, NW100, 630 µM FILTRE DE POMPE, NW100, 630µM
	73HVR083	HYDRAULISCH STUURVENTIEL POMP+HASPEL HYDRAULIC STEERING VALVE PUMP + REEL HYDRAULISCHE LENKVENTILPUMPE + REEL POMPE + BOBINE DE SOUPAPE DE DIRECTION HYDRAULIQUE
	73HVR089	JOYSTICK SP10-N/05G JOYSTICK SP10-N/05G JOYSTICK SP10-N/05G JOYSTICK SP10-N / 05G
	73HVR114	VERGRENDELPLAATJE VOOR JOYSTICK SP10-N/05G LOCK PLATE FOR JOYSTICK SP10-N/05G SICHERUNGSPLATTE FÜR JOYSTICK SP10-N/05G PLAQUE DE VERROUILLAGE POUR JOYSTICK SP10-N / 05G
	73LPC003	FLOWSWITCH , KR-3-ST FLOWSWITCH, KR-3-ST DURCHFLUSSSCHALTER, KR-3-ST FLOWSWITCH KR-3-ST

AIR (PRESSURE) PARTS - CHASSIS UPPER / BODY

	Article	Description
	73PBK001	ONTLUCHTINGSKRAAN,R 1/4",MESSING,43.3 S VENTILATION TAP, R 1/4", BRASS, 43.3 S ENTLÜFTUNGSHAHN, R 1/4", MESSING, 43.3 S ROBINET DE VENTILATION, R 1/4 ", LAITON, 43.3 S
	73TSK048	TERUGSLAGKLEP,NW 1/4" IG (RVS) RETURN VALVE, NW 1/4" IG (STAINLESS STEEL) RÜCKVENTIL, NW 1/4" IG (EDELSTAHL) SOUPEPE DE RETOUR, NO. 1/4" IG (ACIER INOXYDABLE)
	74DIV013	VERDEELBLOK 6X60°; AANSL. 6X M16X1,5 ALU DIVIDER BLOCK 6X60 °; CONN. 6X M16X1, 5 ALU TRENN BLOCK 6X60 °; CONN. 6X M16X1, 5 ALU BLOC DIVISEUR 6X60 °; CONN. 6X M16X1, 5 ALU
	74IKD108	HAAKSE INSCHROEF / INSTEKVERBINDING DRM 8X1 ANGLE SCREW / INSERT CONNECTION DRM 8X1 ANGLE SCREW / INSERT CONNECTION DRM 8X1 RACCORDEMENT CONNEXION VIS / ANGLE DRM 8X1
	74IKD115	INSTELBARE MANOMETER KOPPELING D 6/ G 1/4" ADJUSTABLE MANOMETER COUPLING D 6/ G 1/4" ANPASSBARE MANOMETER KUPPLUNG D 6/ G 1/4" RACCORD DU MANOMETRE REGLABLE D 6 / G 1/4 "
	74IKP002	INSTEK INSCHROEFKOPPELING , HAAKS DRM 6,R 1/4"K INSERTION SCREW-IN COUPLING, HAAKS DRM 6,R 1/4"K EINFÜHR EINSCHRAUB KUPPLUNG, HAAKS DRM 6,R 1/4"K RACCORD À VIS À INSERTION, HAAKS DRM 6, R 1/4 "K
	74KPT025	INSTEK Y-KOPPELING,DIA 10 INSERT Y-CONNECTION, DIAMATER 10 Y-VERBINDUNG EINSETZEN, DURCHMESSER 10 INSERER LA CONNEXION EN Y, DIAMATRE 10




	Article	Description
	73BAM005	DICHTING, BODEMKLEP, LAG 100 BOVENBEDIEND DICHTUNGSSATZ WT 80A/P POS.14 PTFE DICHTUNGSSATZ WT 80A/P POS.14 PTFE JOINT WT 80A / P POS.14 PTFE
	73BAM011	DICHTINGSET HANDWIEL BOVEN BEDIENING. BODEMKLEP (SET VAN 4) SEAL BOTTOM VALVE HOLVRIEKA (resistant to high temperatures) DICHTUNG BODENVENTIL HOLVRIEKA (RESISTENT GEGEN HOHE TEMPERATUREN) SOUPAPE DE FOND JOINT HOLVRIEKA (résistant aux hautes températures)
	73FVL016	DICHTING DEKSEL POMPFILTERHUIS FH 100 SEAL LID PUMP FILTER HOUSING FH 100 SIEGELDECKEL PUMPENFILTERGEHÄUSE FH 100 JOINT DE COUVERCLE DE BOITIER DE FILTRE DE POMPE FH 100
	73KRO031	FORTYT O-RING BS338, KLEPZITTING CLEANFLOW 3" - Fort Vale 5005-104 FORTY O-RING BS338, VALVE SEAT CLEANFLOW 3" - Fort Vale 5005-104 FORTY O-RING BS338, VENTILSITZ CLEANFLOW 3" - FORT VALE 5005-104 JOINT TORIQUE FORTYT BS338, VALVE SEAT CLEANFLOW 3" - Fort Vale 5005-104
	73KRO046	FORT VALE O-RING CLEANFLOW 4" - FORT VALE 5005-349 FORT VALE O-RING CLEANFLOW 4" - FORT VALE 5005-349 FORT VALE O-RING CLEANFLOW 4" - FORT VALE 5005-349 FORT VALE O-RING CLEANFLOW 4" - FORT VALE 5005-349
	73KRO048	DICHTING 2" SILIKON - M&S VLINDERKLEP SEAL 2" SILICON - M&S BUTTERFLY VALVE DICHTUNG 2" SILIKON - M&S DROSSELKLAPPE JOINT 2 "SILICONE - VANNE PAPILLON M & S
	73KRO059	SET DICHTINGEN FORT VALE 3" TANK PRO SET SEALS FORT VALE 3" TANK PRO SET DICHTUNGEN FORT VALE 3" TANK PRO JOINTS FORT VALE 3 " RESERVOIR PRO

	Article	Description
	73MGD005	DICHTING DEKSEL LAG NW500,CHEMIE SEAL LID LAG NW500, CHEMICAL SIEGELDECKEL LAG NW500, CHEMISCH SEAL LID LAG NW500, CHIMIQUE
	73MGD015	DICHTING DEKSEL LAG 20X13,INWENDIG DRM 432, BULK (WIT) SEAL LID LAG 20X13, INTERNAL DRM 432, BULK (WHITE) SIEGELDECKEL LAG 20X13, INTERN DRM 432, BULK (WEIß) JOINT COUVERCLE LAG 20X13, DRM INTERNE 432, VRAC (BLANC)
	73MGD023	DICHTING DEKSEL, FV ,500, CHEMIE/VOEDING (PFTE) SEAL LID,FV,500,CHEMICAL/FOOD (PFTE) SIEGELDECKEL,FV,500,CHEMISCH/LEBENSMITTEL (PFTE) COUVERCLE D'ÉTANCHÉITÉ, FV, 500, PRODUIT CHIMIQUE / ALIMENTAIRE (PFTE)
	73MGD031	DICHTING DEKSEL LAG NW500 PTFE, CHEMIE (PFTE) SEAL LID LAG NW500 PTFE, CHEMICAL (PFTE) SIEGELDECKEL LAG NW500 PTFE, CHEMISCH (PFTE) JOINT COUVERCLE NW500 PTFE, CHIMIQUE (PFTE)
	73MGD036	DICHTING DEKSEL LAG NW500, VOEDING SEAL LID LAG NW500, FOOD SIEGELDECKEL LAG NW500, LEBENSMITTEL JOINT COUVERCLE LAG NW500, ALIMENTAIRE
	73MGD083	DICHTING DEKSEL FV NW300, PENDLE, CHEMIE SEAL LID FV NW300, PENDLE, CHEMICAL SIEGELDECKEL FV NW300, PENDLE, CHEMISCH JOINT COUVERCLE FV NW300, PENDULAIRE, CHIMIQUE
	73MGD093	DICHTING DEKSEL , Fort Vale 500 , PENNINE/PENDLE SEAL LID, Fort Vale 500 , PENNINE/PENDLE SIEGELDECKEL, FORT Vale 500 , PENNINE/PENDLE JOINT COUVERCLE Fort Vale 500, PENNINE / PENDULAIRE

	Article	Description
	73MGD094	DICHTING DEKSEL FV NW500, EURO, CHEMIE SEAL LID FV NW500, EURO, CHEMICAL SIEGELDECKEL FV NW500, EURO, CHEMISCH JOINT COUVERCLE FV NW500, EURO, CHIMIQUE
	73MGD274	DICHTING MANGAT NIEHUSER SEAL MANHOLE NIEHUSER DICHTUNG SCHACHT NIEHÜSER NIEHUSER D'ÉGOUT D'ÉTANCHÉITÉ
	77DKR004	DICHTING, DIN11851 G, NW50, NBR BLAUW (64X54X5) SEAL, DIN11851 G, NW50, NBR BLUE (64X54X5) DICHTUNG, DIN11851 G, NW50, NBR BLAU (64X54X5) JOINT, DIN11851 G, NW50, NBR BLEU (64X54X5)
	77DKR005	DICHTING, DIN11851 G, NW50, PTFE WIT (64X54X5) SEAL, DIN11851 G, NW50, PTFE WHITE (64X54X5) DICHTUNG, DIN11851 G, NW50, PTFE WEIß (64X54X5) JOINT, DIN11851 G, NW50, PTFE BLANC (64X54X5)
	77DKR007	DICHTING, DIN11851 G, NW65, PTFE WIT (81X71X5) SEAL, DIN11851 G, NW65, PTFE WHITE (81X71X5) DICHTUNG, DIN11851 G, NW65, PTFE WEIß (81X71X5) JOINT, DIN11851 G, NW65, PTFE BLANC (81X71X5)
	77DKR009	DICHTING, DIN11851 G, NW80, PTFE WIT (95X85X5) SEAL, DIN11851 G, NW80, PTFE WHITE (95X85X5) DICHTUNG, DIN11851 G, NW80, PTFE WEIß (95X85X5) JOINT, DIN11851 G, NW80, PTFE BLANC (95X85X5)
	77DKR011	DICHTING, DIN11851 G, NW100, PTFE WIT (114X104X6) SEAL, DIN11851 G, NW100, PTFE WHITE (114X104X6) DICHTUNG, DIN11851 G, NW100, PTFE WEIß (114X104X6) JOINT, DIN11851 G, NW100, PTFE BLANC (114X104X6)

	Article	Description
	77DKR021	DICHTING,DIN11851,NW100,NBR WIT SEAL,DIN11851,NW100,NBR WHITE DICHTUNG,DIN11851,NW100,NBR WEIß JOINT, DIN11851, NW100, NBR BLANC
	77DKT004	DICHTING,KOPPELING TW 3", VULKOLAN SEAL, COUPLING TW 3", VULKOLLAN DICHTUNG, KUPPLUNG TW 3", VULKOLLAN JOINT, RACCORD TW 3 ", VULKOLLAN
	77VLO001	DICHTING, FLENS, OVAAL, ELAFLEX BLAUW SEAL, FLANGE, OVAL, ELAFLEX BLUE DICHTUNG, FLANSCH, OVAL, ELAFLEX BLAU JOINT, BRIDE, OVALE, BLEU ELAFLEX
	77VLR006	DICHTING, FLENS, PTFE (DIA154/90X 2, 8X DIA12, STC130) SEAL, FLANGE, PTFE (DIA154/90X 2, 8X DIA12, STC130) DICHTUNG, FLANSCH, PTFE (DIA154/90X 2, 8X DIA12, STC130) JOINT, BRIDE, PTFE (DIA154/90X 2, 8X DIA12, STC130)
	77VLR012	ENVELOPPE PTFE - 90 U SHAPE ARAMIDE + NBR ENVELOPE PTFE - 90 U SHAPE ARAMIDE + NBR UMSCHLAG PTFE - 90 U FORM ARAMIDE + NBR ENVELOPPE PTFE - 90 U ARAMIDE + NBR
	77VLR013	DICHTING, FLENS, PTFE, DIAMETER175/102X 2 SEAL, FLANGE, PTFE, DIAMETER 175/102X 2 DICHTUNG, FLANSCH, PTFE, DURCHMESSER 175/102X 2 JOINT, BRIDE, PTFE, DIAMÈTRE 175 / 102X 2
	77VLR025	DICHTING FLENS PTFE (DIA230/151X 2, 8X DIA11, STC210) SEAL FLANGE PTFE (DIA230/151X 2, 8X DIA11, STC210) DICHTUNG FLANSCH PTFE (DIA230/151X 2, 8X DIA11, STC210) JOINT BRIDE PTFE (DIA230 / 151X 2, 8X DIA11, STC210)

	Article	Description
	77VLR038	DICHTING, FLENS, PTFE, DIA220X100X3 SEAL, FLANGE, PTFE, DIA220X100X3 DICHTUNG, FLANSCH, PTFE, DIA220X100X3 JOINT BRIDE PTFE DIA220X100X3
	77VLR082	DICHTING FLENS, PTFE (DIAMETERMTER 200/116 SEAL FLANGE, PTFE (DIAMETER 200/116 DICHTUNG FLANSCH, PTFE (DURCHMESSER 200/116 BRIDE D'ÉTANCHÉITÉ, PTFE (DIAMÈTRE 200/116
	77VLR099	TANKPAD GASKET 4", CLEANFLOW 4" PTFE
	77VLR205	ENVELOPPE PTFE - 90 U SHAPE ARAMIDE + NBR (DIA200/116 X3, 8X DIA14, STC178) ENVELOPE PTFE - 90 U SHAPE ARAMIDE + NBR (DIA200/116 X3, 8X DIA14, STC178) UMSCHLAG PTFE - 90 U FORM ARAMIDE + NBR (DIA200/116 X3, 8X DIA14, STC178) ENVELOPPE PTFE - 90 U ARAMIDE + NBR (DIA200 / 116 X3, 8X DIA14, STC178)
	77VLR264	ENVELOPPE PTFE - 90 U SHAPE ARAMIDE + NBR (DIA200/116 X3, 8X DIA14, STC178) ENVELOPE GASKET PTFE - 90 U SHAPE ARAMIDE + NBR (DIA200 / 116 X3, 8X DIA14, STC178) UMSCHLAGDICHTUNG PTFE - 90 U-FORM ARAMID + NBR (DIA200 / 116 X3, 8X DIA14, STC178) JOINT D'ENVELOPPE PTFE - ARAMIDE SHAPE 90 U + NBR (DIA200 / 116 X3, 8X DIA14, STC178)
	77VLR301	DICHTING, GEMODIFICEERD PTFE, CLIPPERLON 2110, BLAUW DIA130/30X 3, 4X DIA11, STC103.5, ***Nm(M10) SEAL, MODIFIED PTFE, CLIPPERLON 2110, BLUEDIA130/30X 3, 4X DIA11, STC103.5, ***Nm(M10) DICHTUNG, MODIFIZIERTES PTFE, CLIPPERLON 2110, BLAUDIA130/30X 3, 4X DIA11, STC103.5, ***Nm(M10) JOINT, PTFE MODIFIÉ, CLIPPERLON 2110, BLEUDIA130/30X 3, 4X DIA11, STC103.5, ***Nm(M10)
	77VLV002	DICHTING , FLENS, VIERKANT , ELAPAC BLAUW (130X130X3, DIA 90, 4X GAT DIA12)

	Article	Description
	77VLV006	<p>DICHTING FLENS, VIERKANT ELAPAC BLAUW (130X130X3, DIAMETER 75, 4X GAT DIAMETER 12)</p> <p>SEAL FLANGE, SQUARE ELAPAC BLUE (130X130X3, DIAMETER 75, 4X HOLE DIAMETER 12)</p> <p>DICHTUNG FLANSCH, QUADRATISCH ELAPAC BLAU (130X130X3, DURCHMESSER 75, 4X LÖCHER DURCHMESSER 12)</p> <p>JOINT BRIDE, BLEU ELAPAC CARRÉ (130X130X3, DIAMÈTRE 75, 4X DIAMÈTRE DE TROU 12)</p>
	77VLV017	<p>DICHTING, FLENS, VIERK, FV 5005-19</p> <p>SEAL, FLANGE, SQUARE, FV 5005-19</p> <p>DICHTUNG, FLANSCH, QUADRATISCH, FV 5005-19</p> <p>JOINT, BRIDE, CARRÉ, FV 5005-19</p>
	77VLV037	<p>DICHTING , FLENS , VIERK , PTFE (92X92X3, DIA 60, 4X DIA11, STC100)</p> <p>SEAL, FLANGE, SQUARE, PTFE (92X92X3, DIA 60, 4X DIA11, STC100)</p> <p>DICHTUNG, FLANSCH, QUADRATISCH, PTFE (92X92X3, DURCHMESSER 60, 4X DURCHMESSER 11, STC100)</p> <p>JOINT BRIDE CARRÉ PTFE (92X92X3, DIA 60, 4X DIA11, STC100)</p>

COUPLING & VALVES - GENERAL

	Article	Description
	26DEK001	DEKSEL LEIDING 3/4" - MET DICHTING PTFE - RVS PIPE CAP 3/4"- WITH PTFE SEAL - STAINLESS STEEL ROHR-KAPPE 3/4"- MIT PTFE-DICHTUNG - EDELSTAHL BOUCHON DE TUYAU 3/4 " - AVEC JOINT DE PTFE - ACIER INOXYDABLE
	26DEK002	DEKSEL LEIDING 1 1/2" - MET DICHTING PTFE ROESTVRIJSTAAL PIPE CAP 1 1/2"- WITH PTFE SEAL - STAINLESS STEEL ROHR-KAPPE 1 1/2"- MIT PTFE-DICHTUNG - EDELSTAHL BOUCHON DE TUYAU 1 1/2 " - AVEC JOINT DE PTFE - ACIER INOXYDABLE
	26DEK004	DEKSEL LEIDING 2" - MET DICHTING PTFE - ROESTVRIJSTAAL PIPE CAP 2"- WITH PTFE SEAL - STAINLESS STEEL ROHR-KAPPE 2"- MIT PTFE-DICHTUNG - EDELSTAHL BOUCHON DE TUYAU 2 " - AVEC JOINT PTFE - ACIER INOXYDABLE
	28M2PS003C	COLLECTOR RVS 2" X 500 DRUKLEIDING S.S. COLLECTOR STAINLESS STEEL 2 "X 500 PRESSURE PIPE S.S. KOLLEKTOR EDELSTAHL 2 "X 500 DRUCKLEITUNG SB COLLECTEUR ACIER INOXYDABLE 2 "X 500 TUBE DE PRESSION S.S.
	28M2PS021A	ANTI DIEFSTAL KABEL RVS D6 S.S. (LENGHT 400MM.) ANTI-THEFT CABLE STAINLESS STEEL D6 (LENGTH 400MM.) DIEBSTAHLSCHUTZ KABEL EDELSTAHL D6 (LÄNGE 400MM.) CÂBLE ANTIVOL ACIER INOXYDABLE D6 (LONGUEUR 400MM.)
	28M3PS023A	PARKEERKOPPELING ROS NW 50 SS PARKING CLUTCH ROS NW 50 SS PARKKUPPLUNG ROS NW 50 SS EMBRAYAGE DE STATIONNEMENT ROS NW 50 SS
	35FLE003	FLENS,LAS DIN 28460 NW80 - TW1 ALUMINIUM FLANGE, WELD DIN 28460 NW80 - TW1 ALUMINIUM FLANSCH, SCHWEIßNAHT DIN 28460 NW80 - TW1 ALUMINIUM BRIDE, SOUDURE DIN 28460 NW80 - TW1 ALUMINIUM

COUPLING & VALVES - GENERAL

	Article	Description
	35FLE009	INLASFLENS ALMG3F18 BODEMKLEP NW 80/100 LAS FLANGE ALMG3F18 BOTTOM VALVE NW 80/100 LAS FLANGE ALMG3F18 UNTENVENTIL NW 80/100 LAS FLANGE ALMG3F18 SOUPAPE INFERIEURE NW 80/100
	35FLE026	LASFL.4K.114 GAT DIA80+GAT 4X11.5 STC 4K 92 - N3V80/0
	36KOP005	FLENSVERBINDING T-STUK NW100 (B.75.2/100 ALU)
	38M1P0132A	FLENS ALU 130X130XD91 / 75X4X14X15 FLENS ALU 130X130XD91 / 75X4X14X15 FLANSCH ALU 130X130XD91/75X4X14X15 BRIDE ALU 130X130XD91/75X4X14X15
	46DEK002	DEKSEL, LEIDING 3" - MESSING LID, PIPE 3 "-BRASS DECKEL, ROHR 3 "-MESSING COUVERCLE, PIPE 3 "-LAITON
	46MOF001	MOF 3" MESSING MUFF 3" BRASS MUFF 3 "MESSING MUFF 3 "LAITON
	46MOF005	MOF 2" MESSING (AAN BEIDE ZIJDEN VOORZIEN VAN DICHTING) MOF 2" BRASS (ON BOTH SIDES WITH SEALING) MOF 2 "MESSING (BEIDE SEITEN MIT DICHTUNG) MOF 2 "LAITON (SUR LES DEUX CÔTÉS AVEC ÉTANCHÉITÉ)

COUPLING & VALVES - GENERAL

	Article	Description
	46NIP007	VERLOOPNIPPEL 2" INWENDIG / 3" UITWENDIG MESSING CONNECTION NIPPLE 2" INWARD / 3" EXTERNAL BRASS ANSCHLUSSNIPPEL 2" INWARD / 3" EXTERNAL BRASS PINCE DE RACCORDEMENT LAITON EXTERNE 2 "INWARD / 3"
	46NIP009	VERLOOPNIPP. 3" - 2" UW/UW MESSING PASS NIPPLE 3 "-2" YOUR/YOUR BRASS PASS NIPPEL 3 "-2" IHR/IHR MESSING PASSEZ LE MAMELON 3 "-2" VOTRE/VOTRE LAITON
	46NIP018	NIPPEL 3" MESSING - 07.0170 NIPPLE 3" BRASS - 07.0170 NIPPEL 3" MESSING - 07.0170 NIPPLE 3" LAITON - 07.0170
	57PLD002	COMPRESSORSLANG NW75, HITTEBESTENDIG 200°C, PIEK 240°C, 3 BAR COMPRESSORSHOSE NW75, HEAT RESISTANT 200 °C, PEAK 240 °C, 3 BAR KOMPRESSOREN SLANGE NW75, HITZEBESTÄNDIG 200 ° C, PEAK 240 ° C, 3 BAR COMPRESSEURS SERPENT NW75, RÉSISTANT À LA CHALEUR 200 ° C, CRÊTE 240 ° C, 3 BAR
	65MDI092	DRUKREGELAAR + BEVESTIGING+MANOMETER PRESSURE REGULATOR + CONFIRMATION + MANOMETER DRUCKREGLER + BESTÄTIGUNG + MANOMETER REGULATEUR DE PRESSION + CONFIRMATION + MANOMETRE
	65MSP015	GESTUURDE TERUGSLAGKLEP (AANSLUITING: G 1/8" + STUURLEIDING M5 INWENDIG) STEERED TERMINAL VALVE (CONNECTION: G 1/8" + STEERING M5 INTERNAL) GETRENNTES TERMINALVENTIL (ANSCHLUSS: G 1/8" + LENKUNG M5 INNEN) SOUPEPE TERMINALE DIRECTE (RACCORDEMENT: G 1/8" + DIRECTION M5 INTERNE)
	73BAH007	BODEMKLEP, HYD, EST-SCHMIDT WT-40AS NW100 BOTTOM VALVE, HYDRAULIC, EST-SCHMIDT WT-40AS NW100 BODENVENTIL, HYDRAULISCH, EST-SCHMIDT WT-40AS NW100 SOUPEPE INFÉRIEURE, HYDRAULIQUE, EST-SCHMIDT WT-40AS NW100








COUPLING & VALVES - GENERAL

	Article	Description
	73BAP102	BODEMKLEP PNEUM. + ZEEF (H = 115) BOTTOM VALVE PNEUMATIC + STRAINER (H = 115) BODENVENTIL PNEUMATISCH + SIEB (H = 115) VALVE INFÉRIEURE PNEUMATIQUE + CRÉPINE (H = 115)
	73BAP196	CLEANFLOW FOOTVALVE 45°, 4", EN14433 (FORTVALE 875/8214SS) CLEANFLOW FOOT VALVE 45°, 4", EN14433 (FORTVALE 875/8214SS) CLEANFLOW FUßVENTIL 45°, 4", EN14433 (FORTVALE 875/8214SS) CLAPET À PIED CLEANFLOW 45 °, 4 ", EN14433 (FORTVALE 875 / 8214SS)
	73BAP197	CLEANFLOW FOOTVALVE 45°, 3", EN14433 (FORTVALE 845/1370ASS) CLEANFLOW FOOT VALVE 45°, 3", EN14433 (FORTVALE 845/1370ASS) CLEANFLOW FUßVENTIL 45°, 3", EN14433 (FORTVALE 845/1370ASS) CLAPET À PIED CLEANFLOW 45 °, 3 ", EN14433 (FORTVALE 845 / 1370ASS)
	73BAP203	SEALTYT FOOTVALVE, FV, 4", 105°, STST316 SEALTYT FOOTVALVE, FV, 4 ", 105 °, STST316 SEALTYT-FUßVENTIL-, FV, 4 ", 105 °, STST316 SEALTYT CLAPET, FV, 4 ", 105 °, STST316
	73BDR130	ROESTVRIJSTAAL KAP VOOR VACUUMVENTIEL UNIACT 2" STAINLESS STEEL CAP FOR VACUUM VALVE UNIACT 2" EDELSTAHL KAPPE FÜR VAKUUMVENTIL UNIACT 2" BOUCHON EN ACIER INOXYDABLE POUR SOUPEPE D'ASPIRATION UNIACT 2"
	73BDR246	GIRARD MEGAFLO SRV DN80 2.62BAR/-0.21BAR GIRARD MEGAFLO SRV DN80 2.62BAR/-0.21BAR GIRARD MEGAFLO SRV DN80 2.62BAR/-0.21BAR GIRARD MEGAFLO SRV DN80 2.62BAR / -0.21BAR
	73BDR268	VACUUMVENTIEL PEROLO (YAK, R2", 0.21 B - CE) VACUUM VALVE PEROLO (YAK, R2", 0.21 B - CE) VAKUUMVENTIL PEROLO (YAK, R2", 0.21 B - CE) VALVE D'ASPIRATION PEROLO (YAK, R2 ", 0.21 B - CE)

COUPLING & VALVES - GENERAL

	Article	Description
	73BDR282	VACUUMVENTIEL PEROLO YAK V, R2",0.02 B,CE,FOOD ATT (ZONDER KAP) VACUUM VALVE PEROLO YAK V, R2",0.02 B,CE,FOOD ATT (WITHOUT CAP) VAKUUMVENTIL PEROLO YAK V, R2",0.02 B,CE, LEBENSMITTEL ATT (OHNE KAPPE) VANNE D'ASPIRATION PEROLO YAK V, R2 ", 0.02 B, CE, ATT. ALIMENTAIRE (SANS CAPUCHON)
	73BDR283	VEILIGHEIDSVENTIEL: FV CE58/04300 - 3 BAR (43PSI) SAFETY VALVE: FV CE58 / 04300 - 3 BAR (43PSI) SICHERHEITSVENTIL: FV CE58 / 04300 - 3 BAR (43PSI) SOUPEPE DE SECURITE: FV CE58 / 04300 - 3 BAR (43PSI)
	73KGL012	KIJKGLAS+ UITLAAT 3" + AFSLUITKLEP,SGAT KL80 PRODUCT VIEW GLASS + EXHAUST 3" + VALVE VALVE, SGAT KL80 PRODUKTANSICHT GLAS + AUSPUFF 3" + VENTILVENTIL, SGAT KL80 VUE PRODUIT VERRE + ECHAPPEMENT 3" + VALVE VALVE, SGAT KL80
	73KGL057	KIJKGLAS, 4", NW100-TW3 (82 MM) SIGHT GLASS, 4", NW100-TW3 (82 MM) SCHAUGLAS, 4", NW100-TW3 (82 MM) JAUGE, 4 ", NW100-TW3 (82 MM)
	73KKR004	KOGELKRAAN, NW50, 3-DELIG, 2" MOFAANSLUITING / LENGTE =155 BALL VALVE, NW50, 3-PART, 2" MOF CONNECTION/ LENGTH =155 KUGELVENTIL, NW50, 3-PART, 2" MOF VERBINDUNG/ LÄNGE =155 VANNE À BOULE, NW50, EN 3 PIÈCES, 2 "CONNEXION MOF / LONGUEUR = 155
	73KKR006	KOGELKRAAN,NW 1 1/2", MOFAANSLUITING-PN 16 HUIS:MS VERNIKKELD
	73KKR007	KOGELKRAAN NW1 1/4" BALL VALVE NW1 1/4" KUGELVENTIL NW1 1/4" VALVE À BILLE NW1 1/4 "

COUPLING & VALVES - GENERAL

	Article	Description
	73KKR008	KOGELKRAAN, NW 1" (MOFAANSLUITING-PN 16 HUIS:MS VERNIKKELD) BALL VALVE, NW 1" (MOF CONNECTION - PN 16 HOUSING: MS NICKEL PLATED) KUGELVENTIL, NW 1" (MOF VERBINDUNG - PN 16 GEHÄUSE: MS VERNICKELT) VANNE À BOULE, NW 1 "(CONNEXION MOF - PN 16 BOÎTIER: MS NICKEL PLAQUÉ)
	73KKR009	KOGELKRAAN, NW 1/2", GONDROM 06.0207 BALL VALVE, NW 1/2", GONDROM 06.0207 KUGELVENTIL, NW 1/2", GONDROM 06.0207 VANNE À BOULE, NW 1/2 ", GONDROM 06.0207
	73KKR014	KOGELKRAAN NW2", GONDROM 06.0200 BALL VALVE NW2", GONDROM 06.0200 KUGELVENTIL NW2", GONDROM 06.0200 VANNE À BOULE NW2 ", GONDROM 06.0200
	73KKR015	KOGELKRAAN , NW2" BALL VALVE, NW2" KUGELVENTIL, NW2" VANNE À BOULE, NW2"
	73KKR017	KOGELKRAAN NW25-1", 3-DELIG,GILLAIN N-640 BALL VALVE NW25-1", 3-PART,GILLAIN N-640 KUGELVENTIL NW25-1", 3-TEILE,GILLAIN N-640 VANNE À BOULE, NW25-1 ", 3 PIÈCES, GILLAIN N-640
	73KKR026	KOGELKRAAN , NW50, 2-DELIG, 2" ROESTVRIJSTAAL (PFTE DICHTING - VOLLE DOORLAAT) BALL VALVE, NW50, 2-PART, 2" STAINLESS STEEL (PFTE SEAL - FULL PASSTHROUGH) KUGELVENTIL, NW50, 2-PART, 2" EDELSTAHL (PFTE DICHTUNG - FULL PASSTHROUGH) VANNE À BOULE, NW50, EN 2 PARTIES, ACIER INOXYDABLE DE 2 "(JOINT PFTE - INTÉGRAL)
	73KKR039	KOGELKRAAN NW38, 2-DELIG, 1 1/2" ROESTVRIJSTAAL BALL VALVE NW38, 2-PART, 1 1/2" STAINLESS STEEL KUGELVENTIL NW38, 2-PART, 1 1/2" EDELSTAHL VANNE À BOULE NW38, EN 2 PARTIES, ACIER INOXYDABLE 1 1/2 "


COUPLING & VALVES - GENERAL

	Article	Description
	73KKR040	KOGELKRAAN, NW 25, 2-DELIG, 1" RVS (DICHT.PTFE - VOLLE DOORLAAT) BALL VALVE, NW 25, 2-PART, 1" STAINLESS STEEL (SEAL PTFE - FULL PASSTHROUGH) KUGELVENTIL, NW 25, 2-PART, 1" EDELSTAHL (DICHTUNG PTFE - FULL PASSTHROUGH) VANNE À BOULE, NW 25, EN 2 PARTIES, 1 "ACIER INOXYDABLE (JOINT PTFE - INTEGRAL)
	73KKR041	KOGELKRAAN NW15, 2-DELIG, 1/2" ROESTVRIJSTAAL BALL VALVE NW15, 2-PART, 1/2" STAINLESS STEEL KUGELVENTIL NW15, 2-PART, 1/2" EDELSTAHL VANNE À BOULE NW15, EN 2 PARTIES, 1/2 "ACIER INOXYDABLE
	73KKR042	KOGELKRAAN,NW 20, 2-DELIG, 3/4" RVS (BV2-11 DN 3/4", DICHT.PTFE - VOLLE DOORLAAT) BALL VALVE, NW 20, 2-PART, 3/4" STAINLESS STEEL (BV2-11 DN 3/4", SEAL PTFE - FULL PASSTHROUGH) KUGELVENTIL, NW 20, 2-PART, 3/4" EDELSTAHL (BV2-11 DN 3/4", DICHTUNG PTFE - FULL PASSTHROUGH) VANNE À BOULE, NW 20, EN 2 PARTIES, ACIER INOXYDABLE 3/4 "(BV2-11 DN 3/4", JOINT PTFE - INTÉGRAL)
	73KKR064	KOGELKRAAN,NW 32, 2-DELIG, 1 1/4" RVS (BV2-11 DN 1/4", DICHT.PTFE - VOLLE DOORLAAT) BALL VALVE, NW 32, 2-PART, 1 1/4" STAINLESS STEEL (BV2-11 DN 1 1/4", SEAL PTFE - FULL PASSTHROUGH) KUGELVENTIL, NW 32, 2-PART, 1 1/4" EDELSTAHL (BV2-11 DN 1 1/4", DICHTUNG PTFE - FULL PASSTHROUGH) VANNE À BOULE, NW 32, EN 2 PARTIES, ACIER INOXYDABLE 1 1/4 "(BV2-11 DN 1 1/4", JOINT PTFE - INTÉGRAL)
	73KKR127	KOGELKRAAN, NW 50, HANDGREEP, EN 14432 BALL VALVE, NW 50, HANDLE, EN14432 KUGELHAHN, NW 50, GRIFF, EN14432 VALVE À BILLE, NW 50, POIGNÉE, EN14432
	73KKR129	KOGELKRAAN, PEROLO, NW32, HANDGREEP (EN14432) BALL VALVE, PEROLO, NW32, HANDGRIP (EN14432) KUGELVENTIL, PEROLO, NW32, HANDGRIFF (EN14432) VANNE À BOULE, PEROLO, NW32, POIGNEE (EN14432)
	73KRO036	HENDEL MET TIR-BLOK.PL. VLINDERKLEP BURGMER HANDLE WITH TIR-BLOCK.PL. BUTTERFLY VALVE BURGMER GRIFF MIT TIR-BSCHLOSS.PL. DROSSELKLAPPE BURGMER POIGNÉE AVEC TIR-BLOCK.PL. BURGMERE VALVE PAPILLON

COUPLING & VALVES - GENERAL

	Article	Description
	73KRO037	HENDEL VEERBELAST (DN15-50) SPRING-LOADED HANDLE (DN15-50) GEFEDERTER GRIFF (DN15-50) POIGNÉE À RESSORT (DN15-50)
	73KRO056	FORTY MAIN O-RING (VOOR 73BDR132) 5005-118 FORTY MAIN O-RING (FOR 73BDR132) 5005-118 FORTY MAIN O-RING (FÜR 73BDR132) 5005-118 FORTY O-RING PRINCIPAL (POUR 73BDR132) 5005-118
	73KRO066	ACTUATOR VOOR FORT VALE KOGELKRAAN TYPE 370 ACTUATOR FOR FORT VALE BALL VALVE TYPE 370 STELLANTRIEB FÜR FORT VALE KUGELVENTIL TYP 370 ACTIONNEUR POUR VANNE A BOULE FORT VALE TYPE 370
	73KRO067	AS ADAPTER TSS FV KRAAN EN KINETROL ACTUATOR COMME ADAPTATEUR TSS FV CRANE ET ACTIONNEUR KINETROL ALS ADAPTER TSS FV CRANE UND KINETROL ACTUATOR AS ADAPTER TSS FV CRANE AND KINETROL ACTUATOR
	73KRO096	DICHTING BODEMKL,PEROLO,3", PEROLO - 7010150053 FEP/SILICONE O-RING SEALING BOTTOM VALVE, PEROLO 3 ", PEROLO - 7010150053 FEP / SILICONE O-RING DICHTUNGSBODENVENTIL, PEROLO 3 ", PEROLO - 7010150053 FEP / SILIKON O-RING SOUPAPE D'ÉTANCHÉITÉ DE PEROLO 3 ", PEROLO - 7010150053 O-RING FEP / SILICONE
	73KRO102	HENDEL, BARREL LOCK HANDLE ASSY (PART OF 73VLK151) HANDLE, HANDLE BARREL LOCK ASSY (PART OF 73VLK151) GRIFF, BARREL LOCK HANDLE ASSY (TEIL VON 73VLK151) POIGNÉE, POIGNÉE DE SERRURE DE BARREL (PARTIE DE 73VLK151)
	73LPC006	LOSBUIS , 2" AG , DIAMETER 42mm DISCHARGE TUBE, 2" AG , DIAMETER 42mm ABLASSROHR, 2" AG , DURCHMESSER 42mm TUBE DE DECHARGE, 2 "AG, DIAMETRE 42mm

COUPLING & VALVES - GENERAL

	Article	Description
	73LPC008	LOSPISTOOL 2" SCULLY COM VII DISCHARGE PISTOL 2" SCULLY COM VII ENTLADEPISTOLE 2" SCULLY COM VII PISTOLET DE DÉCHARGE 2 "SCULLY COM VII
	73LPC017	PISTOOLKRAAN TODO 2" MET SWIVEL EN WARTELMOER PISTOL TAP TODO 2" WITH SWIVEL AND UNION NUT PISTOL TAP TODO 2" MIT ÜBERWURFMUTTER ROBINET DE PISTOLET TODO 2 "AVEC PIVOT ET ÉCROU PIVOTANT
	73LPC027	PISTOOL ELAFLEX ZV 500.2 (2" uitwendig) PISTOL ELAFLEX ZV 500.2 (with glas) PISTOL ELAFLEX ZV 500.2 2" PISTOLET ELAFLEX ZV 500.2
	73LPC032	PISTOOL ELAFLEX ZV 400.2 - ZV 400.2 PISTOL ELAFLEX ZV 400.2-ZV 400.2 PISTOLE ELAFLEX ZV 400,2-ZV 400,2 PISTOLET ELAFLEX ZV 400,2-ZV 400,2
	73LPC033	PISTOOLKRAAN TODO 2" TODO-SNAP LUG NUT PISTOL TAP TODO 2" TODO-SNAP LUG NUT PISTOL TAP TODO 2" TODO-SCHNAPPRADMUTTER ROBINET DE PISTOLET TODO 2 "TODO- ECROU DE ROUE SNAP
	73LPO002	KIJKGLAS VOOR SCULLY COM VII VIEW GLASS FOR SCULLY COM VII GLASANSICHT FÜR SCULLY COM VII VOIR LE VERRE POUR SCULLY COM VII
	73PBK043	PNEUMATISCH GESTUURDE KRAAN,2",ROESTVRIJSTAAL 316L PNEUMATICALLY CONTROLLED TAP, 2",STAINLESS STEEL 316L PNEUMATISCH GESTEUERTER HAHN, 2",EDELSTAHL 316L ROBINET PNEUMATIQUEMENT CONTRÔLÉ, 2 ", ACIER INOXYDABLE 316L

COUPLING & VALVES - GENERAL

	Article	Description
	73PBK099	SLANGAFSLUITER-POM[WHITE;NW50];THREAD[2";INW] HOSE VALVE-POM [WHITE, NW50] THREAD [2" INNER THREAD) SCHLAUCHVENTIL-POM [WEISS, NW50]; GEWINDE [2" INNENGEWINDE) TUYAU VALVE-POM [BLANC, NW50]; FILETAGÉ [2" ; FIL INTÉRIEUR)
	73PLK008	PLUGKRAAN GR 2" MESSING PLUG TAP GR 2" BRASS STECKER GR 2" MESSING ROBINET PLUG GR 2 "LAITON
	73SWI010	SWIVEL 2" BSP INWENDIG / UITWENDIG SWIVEL 2" BSP INTERNAL/EXTERNAL DREHGELENK 2" BSP INTERN/EXTERN PIVOT 2 "BSP INTERNE / EXTERNE
	73TSK015	TERUGSLAGKLEP,NW 2" - IG, 20.0626
	73TSK018	TERUGSLAGKLEP,NW80 - NIEHUSER N31.80 RETURN VALVE, NW80 - NIEHUSER N31.80 RÜCKSENDEVENTIL NW80 - NIEHUSER N31.80 SOUPAPE DE RETOUR, NW80 - NIEHUSER N31.80
	73TSK028	TERUGSLAGKLEP NW2 IG,EUROPA CHECK VALVE NW2 IG,EUROPA RÜCKSCHLAGVENTIL NW2 IG,EUROPA SOUPAPE DE RETOUR NW2 IG, EUROPE
	73TSK039	TERUGSLAGKLEP,MONDEO,2",ROESTVRIJSTAAL CHECK VALVE,MONDEO,2",(STAINLESS STEEL) RÜCKSCHLAGVENTIL,MONDEO,2",(EDELSTAHL) SOUPAPE DE RETOUR, MONDEO, 2 ", (ACIER INOXYDABLE)

COUPLING & VALVES - GENERAL

	Article	Description
	73TSK042	TERUGSLAGKLEP NW1/2" INWENDIG (ROESTVRIJSTAAL) CHECK VALVE NW1/2" INTERNALLY (STAINLESS STEEL) RÜCKSCHLAGVENTIL NW1/2" INTERN (EDELSTAHL) SOUPAPE DE RETOUR NW1 / 2 " EN INTERNE (ACIER INOXYDABLE)
	73VLK005	VLINDERKLEP BURGMER NW100 ,TW - DICHTING RVS BUTTERFLY VALVE BURGMER NW100 ,TW - SEAL STAINLESS STEEL DROSSELKLAPPE BURGMER NW100 ,TW - DICHTUNG EDELSTAHL SOUPAPE PAPILLON BURGMER NW100, TW - ACIER INOXYDABLE
	73VLK032	VLINDERKLEP EBRO NW80 KLEP EN AS : RVS - PTFE / SILIKON BUTTERFLY VALVE NW80 , GONDROM, 06.6690 (STAINLESS STEEL VALVE+ AXLE) DROSSELKLAPPE NW80 , GONDROM, 06.6690 (EDELSTAHL VENTIL+ACHSE) SOUPAPE PAPILLON NW80, GONDROM, 06.6690 (SOUPAPE ACIER INOXYDABLE + AXE)
	73VLK034	VLINDERKLEP NW80, NORRIS, SEAL, M, 1244-53B-1A (VLG-GEKEURD) BUTTERFLY VALVE NW80, NORRIS, SEAL, M, 1244-53B-1A (VLG-APPROVED) SCHMETTERLINGVENTIL NW80, NORRIS, DICHTUNG, M, 1244-53B-1A (VLG-GENEHMIGT) ROBINET PAPILLON NW80, NORRIS, JOINT M, 1244-53B-1A (APPROUVE PAR VLG)
	73VLK063	VLINDERKLEP NW50, 2 X R2" BUITENDRAAD, ROESTVRIJSTAAL 304 BUTTERFLY VALVE NW50, 2XR2" EXTERNAL WIRE, STAINLESS STEEL 304 DROSSELKLAPPE NW50, 2XR2" EXTERN DRAHT, EDELSTAHL 304 SOUPAPE PAPILLON NW50, 2XR2 "FILETAGE EXTÉRIEUR, ACIER INOXYDABLE 304
	73VLK080	VLINDERKLEP, FV 3" RVS BUTTERFLY VALVE, FV3 "RVS SCHMETTERLINGSVENTIL, FV3 "RVS VANNE PAPILLON FV3 "RVS
	73VLK107	VLINDERKLEP NW50 , S+R2"IG, ROESTVRIJSTAAL 304 BUTTERFLY VALVE NW50 , S+R2"IG, STAINLESS STEEL 304 DROSSELKLAPPE NW50 , S+R2"IG, EDELSTAHL 304 SOUPAPE PAPILLON NW50, S + R2 "IG, ACIER INOXYDABLE 304

COUPLING & VALVES - GENERAL

	Article	Description
	73VLK142	VLINDERKLEP, M&S CLASSIC, RVS304, GS, NW50 (DICHTING SILICONE ROOD) BUTTERFLY VALVE, M & S CLASSIC, RVS304, GS, NW50 (CLOSING SILICONE RED) SCHMETTERLINGSVENTIL, M & S CLASSIC, RVS304, GS, NW50 (SCHLIESSEN SILIKON ROT) ROBINET PAPILLON, CLASSIC M & S, RVS304, GS, NW50 (ROUGE SILICONE FERMETURE)
	73VLK151	VLINDERKLEP ,FORT VALE 3", UNIFLY EXT. ,OD89 (VIERTANT SLOT) BUTTERFLY VALVE, FORT VALE 3", UNIFLY EXT. ,OD89 (SQUARE LOCK) DROSSELKLAPPE, FORT VALE 3", UNIFLY EXT. ,OD89 (QUADRATISCH SCHLOSS) SOUPE PAPILLON, FORT VALE 3 ", UNIFLY EXT., OD89 (SERRURE DE SURETE)
	73VLK174	HENDELKIT VLINDERKLEP BRAY NW100, MET RVS 10 POS.TANDPLAAT HANDLE KIT BUTTERFLY VALVE BRAY NW100, WITH STAINLESS STEEL 10 POSITION PLATE GRIFF KIT SCHMETTERLING VENTIL BRAY NW100, MIT EDELSTAHL 10 POSITIONSPLATTE KIT POIGNEE ROBINET PAPILLON BRAY NW100, AVEC PLAQUE 10 POSITIONS EN ACIER INOXYDABLE
	73VLK249	VLINDERKLEP ,NW100 (4"), CLAMPED, PNEUMATISCH , FORT VALE TYPE 468/70HTBPN- HOGE TEMPERATUUR BUTTERFLY VALVE,NW100 (4"), CLAMPED, PNEUMATIC, FORT VALE TYPE 468/70HTBPN- HIGH TEMPERATURE DROSSELKLAPPE,NW100 (4"), EINGESPANNT, PNEUMATISCH, FORT VALE TYP 468/70HTBPN- HOHE TEMPERATUREN SOUPE PAPILLON, NW100 (4 "), FIXE, PNEUMATIQUE, FORT VALE TYPE 468 / 70HTBPN-HAUTE TEMPERATURE
	73VLK302	VLINDERKLEP, BURGMER, NW100, PN10 (TYPE BA1-11/100P3SCNAAA5D , AFST.BED.) BUTTERFLY VALVE, BURGMER, NW100, PN10 (TYPE BA1-11 / 100P3SCNAAA5D, DISTANCE) SCHMETTERLINGSVENTIL, BURGMER, NW100, PN10 (TYP BA1-11 / 100P3SCNAAA5D, DISTANZ) VANNE À PAPILLON BURGMER NW100, PN10 (TYPE BA1-11 / 100P3SCNAAA5D, DISTANCE)
	73VLK319	VLINDERKLEP,KIESELMANN, DN100,6XSTC.146 - RVS BUTTERFLY VALVE, KIESELMANN, DN100,6XSTC.146 - STAINLESS STEEL SCHMETTERLINGSVENTIL, KIESELMANN, DN100, 6XSTC.146 - EDELSTAHL VALVE DE PAPILLON, KIESELMANN, DN100,6XSTC.146 - ACIER INOXYDABLE
	73VLK320	VLINDERKLEP,KIESELMANN, DN50XSTC.90 - RVS BUTTERFLY VALVE, KIESELMANN, DN50 XTC.90 - STAINLESS STEEL SCHMETTERLINGSVENTIL, KIESELMANN, DN50 XTC.90 - ROSTFREIER STAHL VALVE DE PAPILLON, KIESELMANN, DN50 XTC.90 - ACIER INOXYDABLE

COUPLING & VALVES - GENERAL

	Article	Description
	74GEK008	STRAALPIJP, GEKA, MS, MET SNELKOPPELING NOZZLE, GEKA, MS, WITH SHORTCUT DÜSE, GEKA, MS, MIT SHORTCUT BUSE, GEKA, MS, AVEC RACCOURCI
	74KAM007	KOPPELING, KAMLOCK, MANNELIJK - ALUMINIUM 2" COUPLING, KAMLOCK, MALE - ALUMINIUM 2" KUPPLUNG, KAMSCHLOSS, MÄNNLICH - ALUMINIUM 2" RACCORD, KAMLOCK, MALE - ALUMINIUM 2 "
	74KAM008	KOPPELING, KAMLOCK, MANNELIJK - ALUMINIUM 3"K COUPLING, KAMLOCK, MALE - ALUMINIUM 3"K KUPPLUNG, KAMSCHLOSS, MÄNNLICH - ALUMINIUM 3"K RACCORD, KAMLOCK, MALE - ALUMINIUM 3 "K
	74KPK017	KARDANGEWRIGHT, SW 27XD15 CARDAN JOINT, SW 27XD15 CARDAN JOINT, SW 27XD15 JOINT DE CARDAN, SO 27XD15
	74KPS005	KOPPELING, SLANG, KOMBIFECT NW50,R2"K ID MS (PILAAR + SCHALEN + PEN) COUPLING, HOSE, KOMBIFECT NW50,R2"K ID MS (PILLAR + SCALES + PIN) KUPPLUNG, HOSE, KOMBIFECT NW50,R2"K ID MS (SÄULE + SCALES + PIN) RACCORD, TUYAU, KOMBIFECT NW50, R2 "K ID MS (PILIER + BALANCES + PIN)
	74KPS009	SPANSCHAAL ,ALUMINIUM MET BOUTEN IN ROESTVRIJSTAAL (ND=50 / WD=8) CLAMP, ALUMINIUM WITH BOLTS IN STAINLESS STEEL (ND=50 / WD=8) KLEMME, ALUMINIUM MIT SCHRAUBEN IN EDELSTAHL (ND=50 / WD=8) COLLIER, ALUMINIUM AVEC BOULONS EN ACIER INOXYDABLE (ND = 50 / WD = 8)
	74KPS010	SPANSCHAAL, ALUMINIUM MET BOUTEN IN ROESTVRIJSTAAL (ND=75 / WD=8) CLAMP, ALUMINIUM WITH BOLTS IN STAINLESS STEEL (ND=75 / WD=8) KLEMME, ALUMINIUM MIT SCHRAUBEN IN EDELSTAHL (ND=75 / WD=8) COLLIER, ALUMINIUM AVEC BOULONS EN ACIER INOXYDABLE (ND = 75 / WD = 8)

COUPLING & VALVES - GENERAL

	Article	Description
	74KSA001	RECHTE ADAPTER R 1"K,R 1"K RIGHT ADAPTER R 1"K,R 1"K RECHTS ADAPTER R 1"K,R 1"K ADAPTATEUR DROIT R 1 "K, R 1" K
	74KSS045	SLANGPILAAR, KOPPELING 75X8 NW75 R3" AG (ZONDER SPANSCHAAL) HOSE PILLAR, COUPLING 75X8 NW75 R3" AG (WITHOUT CLAMP) HOSE SÄULE, KUPPLUNG 75X8 NW75 R3" AG (OHNE KLEMME) COLONNE DE TUYAU, RACCORD 75X8 NW75 R3 "AG (SANS COLLIER)
	74KSS049	SLANGPILAAR, KOPPELING 50X8 NW50 R2" AG HOSE PIPE, CLUTCH 50X8 NW50 R2" AG SCHLAUCHROHR, KUPPLUNG 50X8 NW50 R2" AG TUYAU DE TUYAU D'EMBAYAGE 50X8 NW50 R2" AG
	74LUD001	KLAUWKOPPELING, LUDECK, ROESTVRIJSTAAL, R1" INWENDIG CLAW COUPLING, LUDECK, STAINLESS STEEL, R1" FEMALE KLAUENKUPPLUNG, LUDECK, EDELSTAHL, R1" WEIBLICH RACCORD A GRIFFES, LUDECK, ACIER INOXYDABLE, R1 "FEMELLE
	74LUD002	KLAUWKOPPELING, LUDECK, ROESTVRIJSTAAL, BLIND CLAW COUPLING, LUDECK, STAINLESS STEEL, BLIND KLAUENKUPPLUNG, LUDECK, EDELSTAHL, BLIND RACCORD A GRIFFES, LUDECK, ACIER INOXYDABLE, BORGNE
	74LUD003	KLAUWKOPPELING, LUDECK, ROESTVRIJSTAAL, R1" UITWENDIG CLAW COUPLING, LUDECK, STAINLESS STEEL, R1" MALE KLAUENKUPPLUNG, LUDECK, EDELSTAHL, R1" MÄNNLICH RACCORD A GRIFFES, LUDECK, ACIER INOXYDABLE, R1 "MALE
	74LUD004	KLAUWKOPPELING, LUDECK, ROESTVRIJSTAAL, DN25 (1") SLANGPILAAR CLAW COUPLING, LUDECK, STAINLESS STEEL, DN25 (1") HOSE PILLAR KLAUENKUPPLUNG, LUDECK, EDELSTAHL, DN25 (1") HOSE SÄULE RACCORD A GRIFFES, LUDECK, ACIER INOXYDABLE, DN25 (1 ") PILIER DE TUYAU







COUPLING & VALVES - GENERAL

	Article	Description
	74LUD009	KLAUWKOPPELING, LUDECK, ROESTVRIJSTAAL, R3/4" UITWENDIG CLAW COUPLING, LUDECK, STAINLESS STEEL, R3/4" MALE KLAUENKUPPLUNG, LUDECK, EDELSTAHL, R3/4" MÄNNLICH RACCORD A GRIFFES, LUDECK, ACIER INOXYDABLE, R3 / 4 "MALE
	74ROS014	INSCHROEFKEGELSTUK, DIN11851 DT, NW50, 1.4307 SCREW-IN CONE PIECE, DIN11851 DT, NW50, 1.4307 EINSCHRAUB KEGELSTÜCK, DIN11851 DT, NW50, 1.4307 VIS CONIQUE, DIN11851 DT, NW50, 1.4307
	74ROS015	INSCHROEFKEGELSTUK NW80 DIN11851 INSCHROEFKEGELSTUK NW80 DIN 11851 INSCHROEFKEGELSTUK NW80 DIN 11851 INSCHROEFKEGELSTUK NW80 DIN 11851
	74ROS016	INSCHROEFDRAADSTUK, DIN11851 CT, NW50, 1.4307 SCREW-IN THREAD PIECE, DIN11851 CT, NW50, 1.4307 EINSCHRAUB GEWINDESTÜCK, DIN11851 CT, NW50, 1.4307 VIS FILETÉE, DIN11851 CT, NW50, 1.4307
	74ROS026	LASDRAADSTUK, DIN11851 SC, NW80 (85X2) WELDING WIRE, DIN11851 SC, NW80 (85X2) SCHWEIßDRAHT, DIN11851 SC, NW80 (85X2) FIL DE SOUDAGE DIN11851 SC, NW80 (85X2)
	74ROS036	LASKEGELDSTUK, NW80, 1.4307, DIN11851 SD (85X2) WELD CONE PIECE, NW80, 1.4307, DIN11851 SD (85X2) WELD KEGELSTÜCK, NW80, 1.4307, DIN11851 SD (85X2) PIÈCE DE CÔNE DE SOUDAGE, NW80, 1.4307, DIN11851 SD (85X2)
	74ROS037	LASKEGELSTUK, DIN11851 SD, NW100, 1.4307 WELD CONE PIECE, DIN11851 SD, NW100, 1.4307 WELD KEGELSTÜCK, DIN11851 SD, NW100, 1.4307 PIÈCE DE CÔNE DE SOUDAGE, DIN11851 SD, NW100, 1.4307




COUPLING & VALVES - GENERAL

	Article	Description
	74ROS042	OPSCHROEFDRAADSTUK, DIN11851 CT, NW50, 1.4307 SCREW ON THREAD PIECE, DIN11851 CT, NW50, 1.4307 ANSCHRAUBBARES GEWINDESTÜCK, DIN11851 CT, NW50, 1.4307 VIS SUR PIECE DE FILETAGE, DIN11851 CT, NW50, 1.4307
	74ROS045	OPSCHROEFKEGELSTUK, DIN11851 DT, NW50, 1.4307 SCREW ON CONE PIECE, DIN11851 DT, NW50, 1.4307 ANSCHRAUBBARES KEGELSTÜCK, DIN11851 DT, NW50, 1.4307 VIS SUR PIÈCE DE CÔNE, DIN11851 DT, NW50, 1.4307
	74ROS047	SLANGKEGELSTUK (DIN11851, NW50, 1.4307) HOSE CONE PIECE (DIN11851, NW50, 1.4307) SCHLAUCH KEGELSTÜCK (DIN11851, NW50, 1.4307) PIÈCE DE CÔNE DE TUYAU (DIN11851, NW50, 1.4307)
	74ROS050	WARTELMOER, DIN11851 F, NW50, 1.4307 SWIVEL NUT, DIN11851 F, NW50, 1.4307 DREHMUTTER, DIN11851 F, NW50, 1.4307 ECROU PIVOTANT DIN11851 F, NW50, 1.4307
	74ROS052	WARTELMOER, DIN11851 F, NW80, 1.4307 WARTELMOER NW80 DIN11851 WARTELMOER NW80 DIN11851 WARTELMOER NW80 DIN11851
	74ROS058	BLINDMOER FB, NW100, PE-WIT, KNOP (DIN11851) BLIND NUT FB, NW100, PE-WHITE, KNOP (DIN11851) BLINDMUTTER FB, NW100, PE-WEIß, KNOP (DIN11851) ECROU BORGNE FB, NW100, PE-BLANC, KNOP (DIN11851)
	74ROS075	OPSCHROEFKEGELSTUK, DIN11851 DT, NW80 SCREW CONNECTOR, DIN11851 DT, NW80 SCHRAUBANSCHLUSS, DIN11851 DT, NW80 CONNECTEUR À VIS, DIN11851 DT, NW80

COUPLING & VALVES - GENERAL

	Article	Description
	74ROS079	OPSCHROEFDRAADSTUK, DIN11851 CT, NW80 SCREW THREAD, DIN11851 CT, NW80 SCHRAUBGEWINDE, DIN11851 CT, NW80 VIS THREAD, DIN11851 CT, NW80
	74ROS086	BLINDMOER, DIN11851 FB, NW50, 1.4307, KEGEL (MET KETTING) BLIND NUTS, DIN11851 FB, NW50, 1.4307, KEGEL (MIT KETTE) BLINDMUTTERN, DIN 11851 FB, NW50, 1.4307, KEGEL (MIT KETTE) ECROUS AVEUGLES, DIN11851 FB, NW50, 1.4307, CONE (AVEC CHAINE)
	74ROS104	LASDRAADSTUK, DIN11851 SC, NW50, 1.4307 (53X1.5) WELDING WIRE, DIN11851 SC, NW50, 1.4307 (53X1.5) SCHWEIßDRAHT, DIN11851 SC, NW50, 1.4307 (53X1.5) FIL DE SOUDAGE, DIN11851 SC, NW50, 1.4307 (53X1.5)
	74TWK019	KOPPELING TW, BLINDDEKSEL MB 80 MS, MESSING COUPLING TW, END COVER MB 80 MS, BRASS KUPPLUNG TW, ENDDECKUNG MB 80 MS, MESSING COUPLEUR TW, COUVERCLE FIN MB 80 MS, LAITON
	79KAB012	ANTI DIEFSTAL KABEL MET PVC TBV APPANDAGES (2X OOGJE / TOTAAL LENGTE 200MM) ANTI-THEFT CABLE WITH PVC FOR APPENDAGES (2X EYE/ TOTAL LENGTH 200MM) DIEBSTAHLSICHERUNGSKABEL MIT PVC FÜR ANHÄNGE (2X ÖSE/ TOTAL LÄNGE 200MM) CABLE ANTI-VOL AVEC PVC POUR APPENDICES (2X OEILLETTS / LONGUEUR TOTALE 200MM)
	A3L0001171	PARKEERKOPPELING ROS NW100 S.S. PARKING CLUTCH ROS NW100 PARKKUPPLUNG ROS NW100 EMBRAYAGE DE STATIONNEMENT ROS NW100



	Article	Description
	74ROS005	BLINDMOER EINDKAP, DIN11851 FB, NW50 BLIND NUT END CAP, DIN11851 FB, NW50 BLINDNIETENDKAPPE, DIN11851 FB, NW50 CAPUCHON DE NOISETTE, DIN11851 FB, NW50
	74ROS028	LASDRAADSTUK,DIN11851 SC,NW100 (104X2) WELDING WIRE, DIN11851 SC, NW100 (104X2) SCHWEIßDRAHT, DIN11851 SC, NW100 (104X2) FIL DE SOUDAGE, DIN11851 SC, NW100 (104X2)
	74ROS059	LASKEGELSTUK,DIN11851,NW100 REDUCEER WELDING CONTAINER, DIN11851, NW100 REDUCE SCHWEIßBEHÄLTER, DIN11851, NW100 REDUZIERT RÉCIPIENT DE SOUDAGE, DIN11851, NW100 REDUCE
	74STO092	STORZ, VAST, 4" ,INWENDIGE DRAAD ,ALUMINIUM, NW110, NOK.133 (PFTE / FOOD) STORZ, FIXED, 4" ,INTERNAL THREAD ,ALUMINIUM, NW110, NOK.133 (PFTE / FOOD) STORZ, FIX, 4" ,INTERNER THREAD ,ALUMINIUM, NW110, NOK.133 (PFTE / LEBENSMITTEL) STORZ, FIXE, 4" , FILETAGE INTERNE, ALUMINIUM, NW110, NOK.133 (PFTE / ALIMENTATION)
	74STO098	STORZ, VAST, 3", INWENDIGE DRAAD, ALUMINIUM, NW75, NOK.89 (PFTE / WIT) STORZ, FIXED, 3", INTERNAL THREAD, ALUMINIUM, NW75, NOK.89 (PFTE / WHITE) STORZ, FIX, 3", INTERNER THREAD, ALUMINIUM, NW75, NOK.89 (PFTE / WEIß) STORZ, FIXE, 3" , FILETAGE INTERNE, ALUMINIUM, NW75, NOK.89 (PFTE / BLANC)
	74STO100	STORZ, BLIND, ALUMINIUM, NW75, NOK.89 STORZ, BLIND, ALUMINIUM, NW75, NOK.89 STORZ, BLIND, ALUMINIUM, NW75, NOK.89 STORZ, VOLET, ALUMINIUM, NW75, NOK.89
	74STO101	STORZ, DRAAIBAAR, 3", INWENDIGE DRAAD , ALU , NW75 , NOK.89 STORZ, SWIVEL, 3" , INTERNAL THREAD, ALU, NW75, NOK. 89 STORZ, SWIVEL, 3" , INTERNER THREAD, ALU, NW75, NOK. 89 STORZ, PIVOTANT, 3" , FILETAGE INTERNE, ALU, NW75, NOK. 89








	Article	Description
	74STO102	STORZ, VAST, 2", INWENDIGE DRAAD, ALUMINIUM, NW52, NOK.66 (PFTE WIT) STORZ, FIXED, 2", INTERNAL THREAD, ALUMINIUM, NW52, NOK.66 (PFTE WHITE) STORZ, FIX, 2", INTERNER THREAD, ALUMINIUM, NW52, NOK.66 (PFTE WEIß) STORZ, FIXE, 2 ", FILETAGE INTERNE, ALUMINIUM, NW52, NOK.66 (PFTE BLANC)
	74STO103	STORZ,VAST, 2", UITWENDIGE DRAAD, ALUMINIUM, NW52, NOK.66 (SILI WIT) STORZ, FIXED, 2", EXTERNAL THREAD, ALUMINIUM, NW52, NOK.66 (SILI WHITE) STORZ, FIX, 2", AUßENGEWINDE, ALUMINIUM, NW52, NOK.66 (SILI WEIß) STORZ, FIXE, 2 ", FILETAGE EXTERNE, ALUMINIUM, NW52, NOK.66 (BLANC SILI)
	74STO105	STORZ , BLIND, ALUMINIUM, NW52, NOK.66 STORZ , BLIND, ALUMINIUM, NW52, NOK.66 STORZ , BLIND, ALUMINIUM, NW52, NOK.66 STORZ, VOLET, ALUMINIUM, NW52, NOK.66

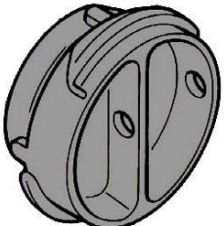
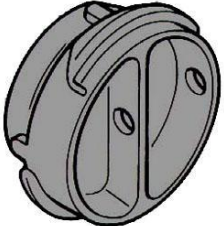

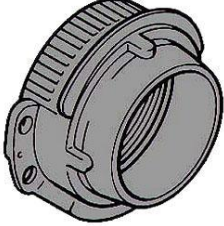
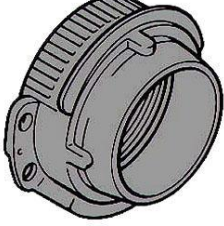


COUPLING - GUILLIMIN

	Article	Description
	74GUI003	KOPPELING GUILLEMIN, RVS NW 50, 2"K INWENDIGE DRAAD COUPLING GUILLEMIN, STAINLESS STEEL NW 50, 2 "K INTERNAL THREAD KUPPLUNG GUILLEMIN, EDELSTAHL NW 50, 2 "K INNENGEWINDE RACCORD GUILLEMIN, ACIER INOXYDABLE NW 50, 2 "K FILETAGE INTERNE
	74GUI005	KOPPELING GUILLEMIN, ROESTVRIJSTAAL NW80,3"K INWENDIGE DRAAD COUPLING GUILLEMIN, STAINLESS STEEL NW80,3"K FEMALE THREAD KUPPLUNG GUILLEMIN, EDELSTAHL NW80,3"K INNENGEWINDE RACCORD GUILLEMIN, ACIER INOXYDABLE NW80,3 "K FILETAGE FEMELLE
	74GUI007	KOPPELING , GUILLEMIN , DEKSEL, ALUMINIUM NW 80 COUPLING, GUILLEMIN, LID, ALUMINIUM NW 80 KUPPLUNG, GUILLEMIN, LID, ALUMINIUM NW 80 RACCORD, GUILLEMIN, COUVERCLE, ALUMINIUM NW 80
	74GUI012	KOPPELING GUILLEMIN, ALUMINIUM NW 50,2"K INWENDIGEDRAAD COUPLING GUILLEMIN, ALUMINIUM NW 50,2"K FEMALE THREAD KUPPLUNG GUILLEMIN, ALUMINIUM NW 50,2"K INNENGEWINDE RACCORD GUILLEMIN, ALUMINIUM NW 50,2 "K FILETAGE FEMELLE
	74GUI013	KOPPELING GUILLEMIN, ALUMINIUM NW50, 2" K INWEDIGE DRAAD COUPLING GUILLEMIN, ALUMINIUM NW50, 2" K FEMALE THREAD KUPPLUNG GUILLEMIN, ALUMINIUM NW50, 2" K INNENGEWINDE RACCORD GUILLEMIN, ALUMINIUM NW50, 2 "K FILETAGE FEMELLE
	74GUI019	KOPPELING GUILLEMIN ALUMINIUM NW80,3"K INWENDIGE DRAAD MET VERGREDELING COUPLING GUILLEMIN ALUMINIUM NW80,3"K FEMALE THREAD WITH LOCK KUPPLUNG GUILLEMIN ALUMINIUM NW80,3"K INNENGEWINDE MIT SCHLOSS RACCORD GUILLEMIN ALUMINIUM NW80,3 "K FILETAGE FEMELLE AVEC SERRURE
	74GUI036	KOPPELING GUILLEMIN, RVS NW100, 4"K INWENDIGE DAAD COUPLING GUILLEMIN, STAINLESS STEEL NW100, 4 "K INTERNAL ACT KUPPLUNG GUILLEMIN, EDELSTAHL NW100, 4 "K INTERNAL ACT L'EMBAYAGE GUILLEMIN, ACIER INOXYDABLE NW100, 4 "K ACTE INTERNE


COUPLING - GUILLIMIN

	Article	Description
	74GUI052	<p>KOPPELING GUILLEMIN, RVS NW 50 , 2"K UITWENDIGE DRAAD</p> <p>COULING GUILLEMIN, STAINLESS STEEL NW 50, 2 "K EXTERNAL THREAD</p> <p>KUPPLUNG GUILLEMIN, EDELSTAHL NW 50, 2 "K AUßENGEWINDE</p> <p>L'EMBRAYAGE GUILLEMIN, ACIER INOXYDABLE NW 50, 2 "K FILETAGE EXTERNE</p>
	74GUI058	<p>KOPPELING GUILLEMIN, RVS NW 50, SLANGPILAAR</p> <p>COULING GUILLEMIN, STAINLESS STEEL NW 50, HOSE PILLAR</p> <p>KUPPLUNGS GUILLEMIN, EDELSTAHL NW 50, SCHLAUCH SÄULE</p> <p>L'EMBRAYAGE GUILLEMIN, ACIER INOXYDABLE NW 50, PILIER DE TUYAU</p>

	Article	Description
	2892PS070A	TW-DEKSEL MET DRAADSTUK 1" S.S. TW CAP WITH 1" THREAD TW KAPPE MIT 1" GEWINDE TW CAP AVEC FILETAGE 1"
	28M2P0007A	FLENS ROESTVRIJSTAAL D155 X D82 / D90XSTC130X8XD11X10 FLANGE STAINLESS STEEL D155 X D82 / D90XSTC130X8XD11X10 FLANSCH EDELSTAHL D155 X D82 / D90XSTC130X8XD11X10 BRIDE ACIER INOXYDABLE D155 X D82 / D90XSTC130X8XD11X10
	35FLE004	FLENS,LAS DIN 28460 NW100 - TW3 ALUMINIUM FLANGE, WELD DIN 28460 NW100 - TW3 ALUMINIUM FLANSCH, SCHWEIßNAHT DIN 28460 NW100 - TW3 ALUMINIUM BRIDE, SOUDURE DIN 28460 NW100 - TW3 ALUMINIUM
	73EBV001	ELASTISCHE BUISVERBINDING , NW100, ELAFLEX ERV 100 TW VSD (MET VACUUM SPIRAAL) ELASTIC TUBE CONNECTION, NW100, ELAFLEX ERV 100 TW VSD (WITH VACUUM SPIRAL) ELASTISCHE SCHLAUCHVERBINDUNG, NW100, ELAFLEX ERV 100 TW VSD (MIT VAKUUM SPIRALE) RACCORD DE TUBE ÉLASTIQUE, NW100, ELAFLEX ERV 100 TW VSD (AVEC SPIRALE SOUS VIDE)
	73EBV003	ELASTISCHE BUISVERBINDING, NW80, ELAFLEX ERV 80 TW VSD (VACUUM SPIRAAL) ELASTIC TUBE CONNECTION, NW80, ELAFLEX ERV 80 TW VSD (VACUUM SPIRAL) ELASTISCHE ROHRVERBINDUNG, NW80, ELAFLEX ERV 80 TW VSD (VAKUUM SPIRALE) RACCORDEMENT DE TUBE ÉLASTIQUE, NW80, ELAFLEX ERV 80 TW VSD (SPIRALE DE VIDE)
	74TWK001	TW KOPPELING, BLINDDEKSEL MB 80 SS , ROESTVRIJSTAAL TW COUPLING, BLIND LID MB 80 SS , STAINLESS STEEL TW KUPPLUNG, BLINDDECKEL MB 80 SS , EDELSTAHL TW RACCORD, COUVERCLE BORGNE MB 80 SS, ACIER INOXYDABLE
	74TWK002	KOPPELING, TW, BLINDDEKSEL MB 50 SS,RVS COUPLING , TW, BLIND LID MB 50 SS, STAINLESS STEEL KUPPLUNG, TW, BLINDDECKEL MB 50 SS, EDELSTAHL EMBRAYAGE, TW, COUVERCLE BORGNE MB 50 SS, ACIER INOXYDABLE

	Article	Description
	74TWK004	TW KOPPELING, BLINDSTOP VB 80 SS , ROESTVRIJSTAAL TW COUPLING, BLIND STOP VB 80 SS , STAINLESS STEEL TW KUPPLUNG, BLINDSTOPFEN VB 80 SS , EDELSTAHL TW RACCORD, BUTEE VB 80 SS, ACIER INOXYDABLE
	74TWK005	KOPPELING, TW, BLINDSTOP VB 50 SS, RVS COUPLING , TW, BLIND STOP VB 50 SS, STAINLESS STEEL KUPPLUNG, TW, BLIND STOP VB 50 SS, EDELSTAHL EMBRAYAGE, TW, BLIND STOP VB 50 SS, INOX
	74TWK006	TW KOPPELING, DICHRINGSTUK, TW-K 80 SS-3" IG, RVS TW COUPLING, SEAL RING PIECE, TW-K 80 SS-3" IG, STAINLESS STEEL TW KUPPLUNG, DICHTUNG RINGSTÜCK, TW-K 80 SS-3" IG, EDELSTAHL TW RACCORD, JOINT TORIQUE, TW-K 80 SS-3 "IG, ACIER INOXYDABLE
	74TWK008	KOPPELING TW MANNELIJK VK 80 - 3" INWENDIG SS - ROESTVRIJSTAAL COUPLING TW MALE VK 80 - 3" INTERNALLY SS - STAINLESS STEEL KUPPLUNG TW MÄNNLICH VK 80 - 3" INTERN SS - EDELSTAHL RACCORD TW MALE VK 80 - 3 " EN INTERNE SS - ACIER INOXYDABLE
	74TWK009	KOPPELING, TW, MANNELIJK VK 50 - 2" INWENDIG SS - RVS COUPLING , TW, MALE VK 50-2 " INTERNALLY SS-STAINLESS STEEL KUPPLUNG, TW, MÄNNLICH VK 50-2 " INTERN SS- EDELSTAHL EMBRAYAGE, TW, MÅLE VK 50-2 " EN INTERNE SS-VR
	74TWK010	TW KOPPELING ,SPANRING/HENDEL TW-M 80 SS, RVS TW COUPLING, TENSION RING/HANDLE TW-M 80 SS, STAINLESS STEEL TW KUPPLUNG, SPANNRING/GRIFF TW-M 80 SS, EDELSTAHL TW RACCORD, BAGUE DE TENSION / POIGNEE TW-M 80 SS, ACIER INOXYDABLE
	74TWK011	TW KOPPELING ,MET SPANRING/HENDEL TW-M 50 SS, RVS TW COUPLING, WITH TENSION RING/HANDLE TW-M 50 SS, STAINLESS STEEL TW KUPPLUNG, MIT SPANNRING/ GRIFF TW-M 50 SS, EDELSTAHL TW RACCORD, AVEC ANNEAU DE TENSION / POIGNEE TW-M 50 SS, ACIER INOXYDABLE

	Article	Description
	74TWK024	TW KOPPELING, DICHRINGSTUK, TW-K 80 MS-3" IG, MS TW COUPLING, SEAL RING PIECE, TW-K 80 MS-3" IG, MS TW KUPPLUNG, DICHTUNG RINGSTÜCK, TW-K 80 MS-3" IG, MS TW RACCORD, JOINT D'ÉTANCHÉITÉ, TW-K 80 MS-3 "IG, MS
	74TWK025	TW KOPPELING, DICHRINGSTUK, TW-K 50 MS-2" IG, MS TW COUPLING, SEAL RING PIECE, TW-K 50 MS-2" IG, MS TW KUPPLUNG, DICHTUNG RINGSTÜCK, TW-K 50 MS-2" IG, MS TW RACCORD, JOINT D'ÉTANCHÉITÉ, TW-K 50 MS-2 "IG, MS
	74TWK026	TW KOPPELING, MANNELIJK VK 80 - 3" INWENDIG MS - MESSING TW COUPLING, MALE VK 80 - 3" INTERNALLY MS - BRASS TW KUPPLUNG, MÄNNLICH VK 80 - 3" INTERN MS - MESSING TW RACCORD, MÂLE VK 80 - 3 " EN INTERNE MS - LAITON
	74TWK027	TW KOPPELING, MANNELIJK VK 50 - 2" INWENDIG MS - MESSING TW COUPLING, MALE VK 50 - 2" INTERNALLY MS - BRASS TW KUPPLUNG, MÄNNLICH VK 50 - 2" INTERN MS - MESSING RACCORD TW, MALE VK 50 - 2 " EN INTERNE MS - LAITON
	74TWK028	KOPPELING TW, SPANRING/HENDEL TW-M 80 MS, MESSING COUPLING TW, TENSION RING /HANDLE TW-M 80 MS, BRASS KUPPLUNG TW, SPANNRING/GRIFF TW-M 80 MS, MESSING RACCORD TW, ANNEAU DE TENSION / POIGNEE TW-M 80 MS, LAITON
	74TWK029	TW KOPPELING, SPANRING/HENDEL TW-M 50 MS, MESSING TW COUPLING, TENSION RING /HANDLE TW-M 50 MS, BRASS TW KUPPLUNG, SPANNRING/GRIFF TW-M 50 MS, MESSING TW RACCORD, BAGUE / POIGNEE DE TENSION TW-M 50 MS, LAITON
	74TWK033	KOPPELING TW DICHRINGSTUK, TW-K 50 MS-2" AG,MS COUPLING TW SEAL RING PIECE, TW-K 50 MS-2" AG, MS KUPPLUNG TW DICHTUNG RINGSTÜCK, TW-K 50 MS-2" AG, MS RACCORD TW SEAL RING PIECE, TW-K 50 MS-2 "AG, MS

Article	Description
	<p>74TWK037</p> <p>KOPPELING TW, DICHRINGSTUK, TW-K 50 SS-2" AG, RVS</p> <p>COUPLING TW, SEALED RING, TW-K 50 SS-2 "AG, STAINLESS STEEL</p> <p>KUPPLUNG TW, SEALED RING, TW-K 50 SS-2 "AG, EDELSTAHL</p> <p>EMBAYAGE TW, ANNEAU SCELLÉ, TW-K 50 SS-2 "AG, ACIER INOXYDABLE</p>

HOSE TUBE & BRACKET PARTS

	Article	Description
	24ASL007	SLANGKOKER, BUIS RVS 1.4301 (DIAMETER 159X 1.0 / LENGTE =7000MM) - GEPOLIJST
	26DEK003	BLINDDOP LEIDING 1" - MET DICHTING PTFE - RVS
	28A3J0000920	SLANGKOKERBEVESTIGING OP STEUNVOET (RVS 100 X 40 X 4) ALU HOSE TUBE ATTACHMENT ON BRACKETING FOOT (SS 100 X 40 X 4) SCHLAUCH ANSCHLUSS AUF HALTERUNGSFUß (SS 100 X 40 X 4) ATTACHE DE TUYAU SUR PIED DE SUPPORT (SS 100 X 40 X 4)
	28M0J0027A	BEUGEL SLANGKOKER 2 X DIAMETER 160 BOVENDEEL RVS HOSE TUBE BRACKET 2 X DIAMETER 160 UPPER SECTION SCHLAUCH HALTERUNG 2 X DURCHMESSER 160 UPPER SECTION TUBE SUPPORT 2 X DIAMÈTRE 160 SECTION HAUTE
	28M0J0070A	SLANGKOKERBEUGEL 1 X DIAMETER 160 RVS HOSE TUBE BRACKET 1 X DIAMETER 160 SCHLAUCH HALTERUNG 1 X DURCHMESSER 160 TUBE SUPPORT 1 X DIAMÈTRE 160
	28M0J0085A	BEUGEL SLANGKOKER DIAMETER 200 RVS HOSE TUBE BRACKET DIAMETER 200 SCHLAUCH HALTERUNG DURCHMESSER 200mm SUPPORT DE TUYAU DIAMETRE 200
	28M0J0086A	BEVESTIGING SLANGKOKER 2 X 200 RVS HOSE TUBE ATTACHMENT 2 X 200 SCHLAUCH BEFESTIGUNG 2 X 200mm ATTACHE TUYAU 2 x 200

HOSE TUBE & BRACKET PARTS

	Article	Description
	28M0JS010A	SLANGKOKERBEUGEL 1 X D160 TANKDEEL - RVS HOSE TUBE BRACKET 1 X D160 TANK PART - STAINLESS STEEL SCHLAUCH HALTERUNG 1 X D160 BEHÄLTERTEIL - EDELSTAHL SUPPORT DE TUYAU 1 X D160 CITERNE - ACIER INOXYDABLE
	28M0JS012A	SLANGKOKERBEUGEL 2 X D200 - TANKDEEL RVS HOSE TUBE BRACKET 2 X D200 - TANK PART STAINLESS STEEL SCHLAUCH HALTERUNG 2 X D200 - BEHÄLTERTEIL EDELSTAHL SUPPORT DE TUYAU 2 X D200 CITERNE - ACIER INOXYDABLE
	28M0JS019A	SLANGKOKERBEUGEL 2 X D160 TANKDEEL RVS HOSE TUBE BRACKET 2 X D160 TANK PART STAINLESS STEEL SCHLAUCH HALTERUNG 2 X D160 BEHÄLTERTEIL EDELSTAHL SUPPORT DE TUYAU 2 X D160 CITERNE - ACIER INOXYDABLE
	28M0JS026A	SLANGKOKERBEUGEL GEVARENBORD 1 X D160 S.S. HOSE TUBE BRACKET HAZARD SIGN 1 X D160 SCHLAUCH HALTERUNG GEFAHRENSYMBOL 1 X D160 SUPPORT DE TUYAU SIGNE DE DANGER 1 X D160
	28M0JS028A	SLANGKOKER BEUGEL 1 X D200 - TANKDEEL RVS HOSE TUBE BRACKET 1 X D200 - TANK PART SCHLAUCH HALTERUNG 1 X D200 - BEHÄLTERTEIL SUPPORT DE TUYAU 1 X D200 CITERNE
	54PES005	SLANGKOKER ZWART PE - 200 X 4,9 X 6000 HOSE TUBE BLACK PE - 200 X 4.9 X 6000 SCHLAUCH SCHWARZ PE - 200 X 4.9 X 6000 TUYAU NOIR PE - 200 X 4,9 X 6000
	54PES006	BUIS PE SLANGKOKER (ZWARTE POLYETHYLEEN) - 200 X 4,9 X 5200 TUBE PE HOSE TUBE (BLACK POLYETHYLENE) - 200 X 4.9 X 5200 SCHLAUCH PE SCHLAUCH (SCHWARZES POLYETHYLENE) - 200 X 4.9 X 5200 TUBE PE (POLYÉTHYLÈNE NOIRE) - 200 X 4,9 X 5200

HOSE TUBE & BRACKET PARTS

	Article	Description
	54PES007	SLANGKOKER BUIS PE - 160 X 3,9 X 2400 HOSE TUBE, TUBE PE - 160 X 3.9 X 2400 SCHLAUCH, SCHLAUCH PE - 160 X 3.9 X 2400 TUBE PE - 160 X 3,9 X 2400
	54PES020	SLANGKOKER PE - 160 X 3,9 X 6200 HOSE TUBE PE - 160 X 3.9 X 6200 SCHLAUCH PE - 160 X 3.9 X 6200 TUBE PE - 160 X 3,9 X 6200
	54PES022	BUIS PE SLANGKOKER (ZWARTE POLYETHYLEEN) - 160 X 3,9 X 10000
	54PVC025	SLANGKOKER PVC - DIAMETER 200xT4,9x Lengte 6200 HOSE PIPE PVC - DIAMETER 200 x T 4,9x Length 6200 SCHLANGENHÜLSE PVC - DURCHMESSER 200 x T 4,9x Länge 6200 TUYAU TUYAU PVC - DIAMETRE 200 x T 4,9x Longueur 6200
	54PVC026	SLANGKOKER PVC - DIAMETER 200xT4,9x lengte 10000 HOSE PIPE PVC - DIAMETER 200xT4,9x length 10000 SCHLAUCHROHR PVC - DURCHMESSER 200xT4,9x Länge 10000 TUYAU TUYAU PVC - DIAMETRE 200xT4,9x longueur 10000
	56DOP056	EINDSTUK PE - EINDDOP VOOR SLANGKOKER D160 END PIECE PE - END CAP FOR HOSE TUBE D160 ENDSTÜCK PE - ABSCHLUSSKAPPE FÜR SCHLAUCH D160 PIÈCE D'EXTRÉMITÉ PE - BOUCHON D'EXTRÉMITÉ POUR TUYAU D160
	57BLD034	SLANG, HD50, NW50, LENGTE 30 METER - AAN BEIDEZIJDEN VOORZIEN VAN MESSING KOPPELING + LOSSEN MOER 2" BSP (INWENDIGE DRAAD) VOOR KLASSE A1 HOSE, HD40, NW40, LENGTH 30M - BOTH SIDES WITH BRASS CLUTCH + UNLOADING NUT 2" BSP (INTERNALLY THREAD) FOR DANGER CLASS A1 SCHLAUCH HD40, NW40, LÄNGE 30M - BEIDE SEITEN MIT MESSINGKUPPLUNG + ENTLADEN VON MUTTERN 2" BSP (INNENGEWINDE) FÜR GEFAHRENKLASSE A1 TUYAU HD40, NW40, LONGUEUR 30M - DEUX COTES AVEC EMBRAYAGE LAITON + ECROU DE DECHARGEMENT 2" BSP (FIL INTERIEUR) POUR DANGER CLASSE A1

HOSE TUBE & BRACKET PARTS

	Article	Description
	91BEU001	BEUGEL DRM 4" - RVS BRACKET DRM 4" - STAINLESS STEEL HALTERUNG DRM 4" - EDELSTAHL SUPPORT DRM 4 " - ACIER INOXYDABLE
	91BEU002	BEUGEL DRM 3" - DIAMETER 12 BRACKET DRM 3" - DIAMETER 12 HALTERUNG DRM 3" - DURCHMESSER 12 SUPPORT DRM 3 " - DIAMÈTRE 12
	91BEU003	BEUGEL DRM 2" - DIAMETER 10 BRACKET DRM 2" - DIA10 HALTERUNG DRM 2" - DIA10 SUPPORT DRM 2 " - DIA10
	A0J0000156	SLANGKOKER BEVESTIGINGSPLAAT VOOR AAN STEUNPOTEN (ALU) ATTACHMENT PLATE BRACKET LEGS BEFESTIGUNGSPLATTE HALTERUNGSBEINE PIEDS DE SUPPORT DE PLAQUE DE FIXATION
	A0J0000171	SLANGKOKER STEUN ALU 2X DIAMETER 160 HOSE SLEEVE SUPPORT ALU 2X DIAMETER 160 SCHLAUMSCHLAUFE TUYAU FLEXIBLE
	A0L0000092	SLANGKOKER EINDEKSEL ALU MET LEKBAK DIAMETER 160MM HOSE TUBE END COVER ALUMINIUM WITH LEAK TRAY (DIAMETER 160MM) SCHLAUCH ABSCHLUSSDECKEL ALUMINIUM MIT TROPFSCHALE (DURCHMESSER 160MM) COUVERCLE DE TUBE D'EXTREMITE EN ALUMINIUM AVEC BAC DE SECURITE (DIAMÈTRE 160MM)
	A0L0000096	ALU DEUR SLANGKOKER 1 X DIA 160 MM DOOR HOSE TUBE ALUMINIUM (1 X DIAMETER 160 MM) TÜR SCHLAUCH ALUMINIUM (1 X DURCHMESSER 160 MM) TUYAU EN ALUMINIUM POUR PORTE (1 X DIAMÈTRE 160 MM)



HOSE TUBE & BRACKET PARTS

	Article	Description
	A0L0000123	
	A2J0000456	MORSBAK SLANGKOKER 2 X D160 RECHTS CATCH-ALL HOSE TUBE 2 X D160 RIGHT CATCH-ALL SCHLAUCH 2 X D160 RECHTS TUYAU CATCH-ALL 2 X D160 DROIT
	A2J0001917	SLANGKOKER EINDKAP 160MM MET TIR OOG HOSE TUBE ENDCAP - 160MM WITH TIR EYE SCHLAUCH TUBE ENDCAP - 160MM MIT TIR AUGEN TUYAU FLEXIBLE ENDCAP - 160MM AVEC OEIL TIR
	A2L0005037	HOSE TUBE HOLDER - 1 X DIA 160 MM - ALU HOSE TUBE HOLDER - 1 X DIAMETER 160 MM SCHLAUCHHALTER - 1 X DURCHMESSER 160 MM PORTE TUYAU - 1 X DIAMÈTRE 160 MM
	A2L0006151	SLANGKOKER BEUGEL ALU - DIAMETER 200 HOSE TUBE BRACKET ALUMINIUM - DIAMETER 200 SCHLAUCHLEITUNG BRACKET ALUMINIUM - DURCHMESSER 200 TUYAU FLEXIBLE SUPPORT ALUMINIUM - DIAMETER 200
	A2L0006152	STEUN SLANGKOKER BEUGEL SUPPORT SLEEVE COOKER BRACKET STÜTZKOCHERHALTERUNG SUPPORT DE CUISINIÈRE À DOUILLE SUPPORT
	A3J0000338	EINDSTUK SLANGKOKER 1 X DIAMETERMATER 160 MET DEUR RVS HOOGGLANS (ENKEL) END PIECE HOSE TUBE 1 X DIAMETER 160 WITH DOOR (SINGLE) ENDSTÜCK SCHLAUCH 1 X DURCHMESSER 160 MIT TÜR (EINZEL) TUYAU D'EXTRÉMITÉ 1 X DIAMÈTRE 160 AVEC PORTE (SIMPLE)

HOSE TUBE & BRACKET PARTS

	Article	Description
	A3J0000339	EINDSTUK SLANGKOKER 1 X DIAMETER 200 MET DEUR RVS HOOGGLANS END PIECE HOSE TUBE 1 X DIAMETER 200 WITH DOOR ENDSTÜCK SCHLAUCH 1 X DURCHMESSER 200 MIT TÜR TUYAU D'EXTRÉMITÉ 1 X DIAMÈTRE 200 AVEC PORTE
	A3J0000413	EINDSTUK SLANGKOKER 2 X D200 MET DEUR LINKS + RECHTS - RVS END PIECE HOSE TUBE 2 X D200 WITH DOOR LEFT+ RIGHT ENDSTÜCK SCHLAUCH 2 X D200 MIT TÜR LINKS+ RECHTS TUYAU D'EXTRÉMITÉ 2 X D200 AVEC PORTE GAUCHE + DROIT
	A3J0000427	EINDSTUK SLANGKOKER 2 X D160 MET DEUR RECHTS RVS HOOGGLANS END PIECE HOSE TUBE 2 X D160 WITH DOOR RIGHT ENDSTÜCK SCHLAUCH 2 X D160 MIT TÜR RECHTS TUYAU D'EXTRÉMITÉ 2 X D160 AVEC DROITE
	A3J0001223	EINDSTUK SLANGKOKER 1X DIAMETER 200 (ZONDER DEUR) - RVS HOOGGLANS END PIECE HOSE TUBE 1XD200 (WITHOUT DOOR) ENDSTÜCK SCHLAUCH 1XD200 (OHNE TÜR) TUYAU D'EXTRÉMITÉ 1XD200 (SANS PORTE)
	A3J0004065	BEUGEL SLANGKOKER 2 X 200 MM - ALU BRACKET HOSE TUBE 2 X 200 MM HALTERUNG SCHLAUCH 2 X 200 MM SUPPORT TUYAU 2 X 200 MM
	A3J0004069	BEUGEL SLANGKOKER 2 X 160 MM - ALU BRACKET HOSE TUBE 2 X 160 MM HALTERUNG SCHLAUCH 2 X 160 MM SUPPORT TUYAU 2 X 160 MM
	A3J0004077	SLANGKOKER EINDSTUK MET DEUR - ALUMINIUM - 2 X DIAMETER 200 HOSE TUBE END - ALUMINIUM - 2 X DIAMETER 200 SCHLAUCH ENDE - ALUMINIUM - 2 X DURCHMESSER 200 TUYAU EXTREMITE - ALUMINIUM - 2 X DIAMÈTRE 200

HOSE TUBE & BRACKET PARTS

	Article	Description
	A3J0004147	SLANGKOKER EINDKAP ALUMINIUM (2X DIA160) HOSE TUBE END CAP ALUMINIUM (2X DIA160) SCHLAUCH ABSCHLUSSKAPPE ALUMINIUM (2X DIA160) TUYAU BOUCHON D'EXTREMITE ALUMINIUM (2X DIA160)
	A700000144	EINDSTUK SLANGKOKER 1X DIAMETER 160 (ZONDER DEUR) - RVS HOOGGLANS END PIECE HOSE TUBE 1X DIAMETER 160 (WITHOUT DOOR) ENDSTÜCK SCHLAUCH 1X DURCHMESSER 160 (OHNE TÜR) TUYAU D'EXTRÉMITÉ 1X DIAMÈTRE 160 (SANS PORTE)

HANDRAIL / LADDER / WALKWAY

	Article	Description
	2893L0136A	VERBINDINGSST LEUNING ROESTVRIJSTAAL KLAPRELING ROESTVRIJSTAAL D24,5 X 100 CONNECTING PIECE RAILING STAINLESS STEEL FOLDING RAIL STAINLESS STEEL D24.5 X 100 VERBINDUNGSSTÜCK GELÄNDER EDELSTAHL FALTSCHIENE EDELSTAHL D24.5 X 100 PIÈCE DE RACCORDEMENT RAIL PLIANT EN ACIER INOXYDABLE D24.5 X 100
	2898L0047A	STEUN KLAPRELING ROESTVRIJSTAAL Lengte: 1040 BRACKET FOLDING RAIL STAINLESS STEEL Length: 1040 AUFHÄNGUNG KLAPPBARE SCHIENE EDELSTAHL Länge: 1040mm SUPPORT RAIL PLIABLE ACIER INOXYDABLE Longueur: 1040
	28A3L0000020	BEVESTIGING OOR KLAPRELING VARIA MOUNTING EAR VARIA FOLDING RAIL BEFESTIGUNGSÖSE VARIA FALTSCHIENE OEILLET DE MONTAGE VARIA RAIL PLIABLE
	28A3L0001213	LADDER 2525 TANK-BULK RVS LADDER STAINLESS STEEL 2525 TANK-BULK LEITER EDELSTAHL 2525 TANK-BULK ÉCHELLE EN ACIER INOXYDABLE 2525 CITERNE VRAC
	28M0L0016A	LOSSE TREDE VOOR TRAP LADDER LOOSE STEP FOR STAIR LADDER LOSER SCHRITT FÜR TREPPEN LEITER ÉTAPE LIBRE POUR L'ÉCHELLE D'ESCALIER
	28M0L0072B	VANGSTUK KLAPRELING FOLDING RAIL RECEIVER FALTSCHIENE RECEIVER RECEPTEUR DE RAIL PLIABLE
	28M1L0084A	SCHARNIERMECH KLAPLADDER (ROND RVS D40 X 95) HINGE MECHANISM FOLDING LADDER (ROUND STAINLESS STEEL D40 X 95) SCHARINIEMECHANIMUSUS KLAPPLEITER (RUND EDELSTAHL D40 X 95) MÉCANISME DE CHARNIÈRE ECHELLE PLIANTE (ACIER INOXYDABLE ROND D40 X 95)

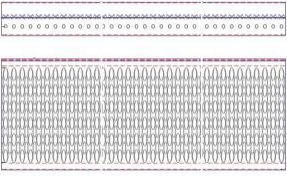

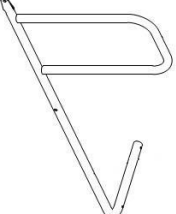


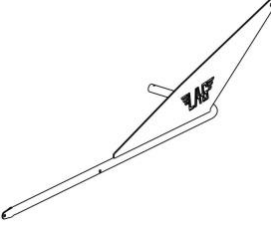

HANDRAIL / LADDER / WALKWAY

	Article	Description
	28M2L0434A	BEDIENING KLAPRELING SLUITING LADDER FOLDING RAIL CLOSURE LADDER CONTROL FALTSCHIENE VERSCHLUSS LEITER KONTROLLE COMMANDE D'ÉCHELLE DE FERMETURE DE RAIL PLIABLE
	38A3L0000947	BEVESTIGING BUISVANGER KLAPRELING TUBE RECEIVER ATTACHMENT FOLDING RAIL ROHREMPFÄNGER BEFESTIGUNG FALTSCHIENE RAIL PLIANT DE FIXATION DE RÉCEPTEUR DE TUBE
	38M0L0029A	VASTZETTING GASVEER KLAPRELING ALU. FIXING GAS SPRING CLAMP ALUMINIUM. BEFESTIGUNGSGASFEDERKLEMME ALUMINIUM. PINCE DE RESSORT A GAZ DE FIXATION ALUMINIUM.
	38M3L0086A	KLAPGELANDER / TIR OOG ALUMINIUM RECEIVER/TIR EYE ALUMINIUM EMPFÄNGER/TIR ÖSE ALUMINIUM RECEPTEUR/TIR OEILLET ALU
	38M6L0008A	HANDVAT MANGATDEKSEL ALUMINIUM D12 X 124 X 62 MANHOLE COVER LID HANDLE ALUMINIUM D12 X 124 X 62 EINSTIEGSÖFFNUNG DECKELGRIFF ALUMINIUM D12 X 124 X 62 POIGNEE COUVERCLE DE TROU D'HOMME ALUMINIUM D12 X 124 X 62
	38M6L0087B	SCHARNIER EXTRUSIEPROFIEL KLAPRELING GEN.2003 EXTRUSION PROFILE FOLDING RAIL HINGE (GENERATION 2003) EXTRUSIONSPROFIL FALTSCHIENE SCHARNIER (GENERATION 2003) PROFIL D'EXTRUSION CHARNIÈRE DE RAIL PLIANTE (GENERATION 2003)
	38M6LS020A	VERGRENDING KLAPRELING RVS LOCKING SAFETY RAILING STAINLESS STEEL VERRIEGELUNGS SICHERHEIT GELÄNDER AUS ROSTFREIEM STAHL VERROUILLAGE DE SÉCURITÉ RAILING ACIER INOX

HANDRAIL / LADDER / WALKWAY

	Article	Description
	53RNX022	BUISVANGER VOOR BUIS D32 (EPDM) TUBE RECEIVER FOR TUBE D32 (EPDM) SCHLAUCHEMPFÄNGER FÜR SCHLAUCH D32 (EPDM) TUBE RECEVEUR POUR TUBE D32 (EPDM)
	58A3L0000719	GLIJLAGER VOETSCHARNIER STIJL KLAPRELING SLIDE BEARING FOOT HINGE FOLDING RAIL STYLE GLEITLAGER FUßSCHARNIER FALTSCHIENE STIL PALIER GLISSANT CHARNIERE DE PIED RAIL PLIABLE
	58M1L0003B	KLAPRELING 24 X 20 FOLDING RAIL 24 X 20 FALTSCHIENE 24 X 20 RAIL PLIANT 24 X 20
	67LAD022	ALUMINIUM SCHUIFLADDER 2X2000; UITGESCH.=3250 NIVOO BREEDTE 330MM ALUMINIUM SLIDING LADDER 2X2000; EXTENDABLE =3500 LEVEL WIDTH 330MM ALUMINIUM SCHIEBELEITER 2X2000; AUSFAHRBAR =3500 LEVEL BREITE 330MM "ÉCHELLE COULISSANTE EN ALUMINIUM 2X2000, EXTENSIBLE = 3500 LARGEUR 330MM"
	67LRT001	LOOPROOSTER H=65,B=300,L=6000 ALMG3 CATWALK GRATE (HEIGHT 65, WIDTH 300, LENGTH 6000) ALMG3 LAUFSTEG GITTER (HÖHE 65, BREITE 300, LÄNGE 6000) ALMG3 GRILLE DE PASSERELLE (HAUTEUR 65, LARGEUR 300, LONGUEUR 6000) ALMG3
	67LRT004	LOOPROOSTER HOOGTE=65, BREEDTE=400, LENGTE=6000 ALMG3 CATWALK GRATE (HEIGHT 65, WIDTH 400, LENGTH 6000) ALMG3 LAUFSTEG GITTER (HÖHE 65, BREITE 400, LÄNGE 6000) ALMG3 GRILLE DE PASSERELLE (HAUTEUR 65, LARGEUR 400, LONGUEUR 6000) ALMG3
	67LRT007	RAUTENOLIVEN M.ANSENK BEVESTIGING VOOR LOOPROOSTER (PVC / M8) RAUTENOLIVEN M.ANSENK ATTACHMENT FOR CATWALK GRATE (PVC / M8) RAUTENOLIVEN M. ANSENK BEFESTIGUNG FÜR LAUFSTEG GITTER (PVC / M8) M.ANSENK FIXATION POUR GRILLE PASSERELLE (PVC / M8) ROUGE VERT


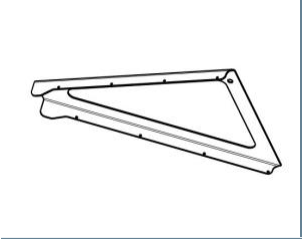
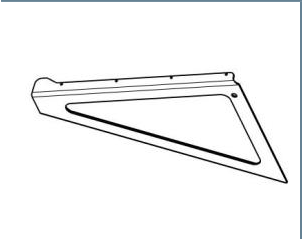

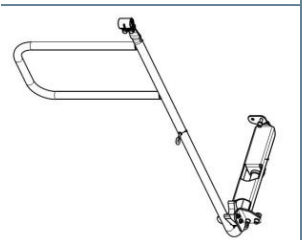
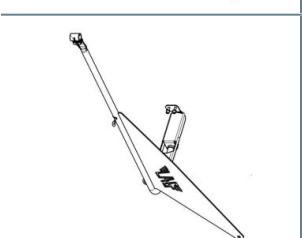

HANDRAIL / LADDER / WALKWAY

	Article	Description
	67LRT023	LOOPROOSTER (H=65/121, B=400, L=6000, ALMG3) - MIT RANDLÖCHER CATWALK GRATE (H = 65/121, B = 400, L = 6000, ALMG3) - WITH RANDLÖCHER LAUFSTEG GITTER (H = 65/121, B = 400, L = 6000, ALMG3) - MIT RANDLÖCHERN GRILLE DE PASSERELLE (H = 65/121, B = 400, L = 6000, ALMG3) - AVEC RANDLÖCHER
	84SLU118	KLEPSLUITING (LENGTE 78 - BREEDTE 20) IN RVS / MOER M12 VALVE CLOSURE (LENGTH 78-WIDTH 20) IN STAINLESS STEEL/NUT M12 VENTILVERSCHLUSS (LÄNGE 78-BREITE 20) AUS ROSTFREIEM STAHL/MUTTER M12 FERMETURE DE VANNE (LONGUEUR 78-LARGEUR 20) EN ACIER INOX/ÉCROU M12
	A0L0000176	STIJL KLAPRELING RECHTS VOORSTIJL RVS L=1070 PILLAR FOLDING RAIL RIGHT FRONT PILLAR STAINLESS STEEL L=1070 SÄULE FALTSCHIENE RECHTS FRONTSÄULE EDELSTAHL L=1070 PILIER RAIL PLIABLE AVANT DROIT ACIER INOXYDABLE L = 1070
	A0L0000177	KLAPRELING ACHTERSTIJL L=1070 FOLDING RAIL REAR PILLAR L=1070 FALTSCHIENE HECKBALKEN L=1070 PILIER RAIL PLIABLE ARRIERE ACIER INOXYDABLE L = 1070
	A0L0000271	klapreling VOOR uiteinde - LENGTe 1170mm - roestvrij staal FOLDING RAIL FRONT END - LENGTH 1170MM - STAINLESS STEEL KLAPPSCHIENE FRONT ENDE - LÄNGE 1170MM - EDELSTAHL RAIL DE PLIAGE AVANT EXTRÉMITÉ - LENGTH 1170MM - ACIER INOXYDABLE
	A0L0000272	STIJL KLAPRELING LINKS ACHTER S.S. LAG LOGO STYLE HITCH RAIL SUPPORT LEFT REAR WITH LAG LOGO STYLE HITCH SCHIENENHALTERUNG LINKS HINTEN MIT LAG LOGO SUPPORT DE RAIL STYLE HITCH GAUCHE ARRIERE AVEC LOGO LAG
	A0L0000416	

HANDRAIL / LADDER / WALKWAY

	Article	Description
	A0L0000481	Scharnier eindstuk (duw / trek) HINGE END PIECE (PUSH / PULL) SCHARNIERENDSTÜCK (PUSH / PULL) EMBOUT DE CHARNIÈRE (PUSH / PULL)
	A0L0000602	STIJL KLAPRELING LINKS STYLE CLIP LEFT STYLE CLIP LINKS STYLE CLIP GAUCHE
	A1L0000607	KLEMBEUGEL VOOR BUIS HANDRAILING CLAMP BRACKET FOR HANDRAILING PIPE KLEMMHALTERUNG FÜR HANDLAUFROHR SUPPORT DE SERRAGE POUR TUYAU DE MAINTIEN
	A2L0004729	CONNECTION PLATE WALKWAY CONNECTION PLATE WALKWAY VERBINDUNGSPLATTE LAUFSTEG PIED DE RACCORDEMENT
	A2L0004733	ENDPLATE>WALKWAY ENDPLATE>WALKWAY ENDPLATE>WALKWAY ENDPLATE>WALKWAY
	A2L0004878	MONTAGE PLAAT TRAPLADDER MOUNTING PLATE TRAPLADDER MONTAGEPLATTE TRAPLADDER TRAPLADDER DE PLAQUE DE MONTAGE
	A2L0005207	BEVESTIGINGS STEUN VOOR LOOPBORDES - ALUMINIUM






HANDRAIL / LADDER / WALKWAY

	Article	Description
	A2L0005221	WALKWAY SUPPORT BRACKET
	A2L0005257	LADDERSCHOOR RECHTS LADDER SHORT RIGHT LEITER KURZ RECHTS ÉCHELLE COURTE DROITE
	A2L0005258	LADDERSCHOOR RECHTS LADDER SHORT RIGHT LEITER KURZ RECHTS ÉCHELLE COURTE DROITE
	A2L0005283	VOETSCHARNIERSTUK KLAPRELING RVS FOOT HINGE PIECE FOLDING RAIL FUß-SCHARNIER STÜCK FALTSCHIENE CHARNIÈRE FALTSCHIENE - ROSTFREISTAHL
	A2L0005288	STIJL KLAPRELING LINKS COMPLETE SET (VOORSTIJL-RVS-L1070) STYLE SLAP RAILING LEFT COMPLETE SET (PRESTYLE-STAINLESS STEEL-L1070) STYLE SLAP GELÄNDER LINKS KOMPLETTER SATZ (PRESTYLE-EDELSTAHL-L1070) STYLE SLAP BALUSTRADE GAUCHE ENSEMBLE COMPLET (PRESTYLE-ACIER INOX-L1070)
	A2L0005324	STIJL KLAPRELING LINKS (ACHTERSTIJL L-RVS-L1070) - compleet STYLE SLAP RAILING LEFT (PRESTYLE-STAINLESS STEEL-L1070)-COMPLETE SET STYLE SLAP GELÄNDER LINKS (PRESTYLE-EDELSTAHL-L1070)-KOMPLETT SET STYLE SLAP BALUSTRADE GAUCHE (PRESTYLE-INOX-L1070)-COMPLET
	A2L0005375	MONTAGESTEUN LADDER ALUMINIUM MOUNT LADDER ALUMINIUM LEITERHALTERUNG ALUMINIUM ÉCHELLE DE MONTAGE ALU








HANDRAIL / LADDER / WALKWAY

	Article	Description
	A2L0005907	VERBINDINGSSTUK BUIS LOOPRELING CONNECTION PIECE TUBE WALKWAY RAILING VERBINDUNGSSTÜCK SCHLAUCH LAUFSTEGGELÄNDER TUBE DE RACCORDEMENT RAMBARDE DE PASSERELLE
	A2L0006013	LOOPBORDES MONTAGE STEUN - VOORZIJDE WALKBOARD ASSEMBLY SUPPORT - FRONT WALKBOARD-MONTAGE-UNTERSTÜTZUNG - FRONT SUPPORT D'ASSEMBLAGE DE MARCHE - AVANT
	A2L0006392	HANDGREEP LOOPBORDES MET LAG LOGO - ALUMINIUM HAND GRIP WALKING PLATES WITH LAY LOGO - ALUMINUM HAND-GRIP-WALKPLATTEN MIT LAY-LOGO - ALUMINIUM PLAQUES DE MARCHE POIGNET AVEC LOGO LAYÉ - ALUMINIUM
	A2L0008929	STEUN OPKLAPBARE RAIL; SPECIALE LANGE VERSIE SUPPORT FOLDING RAIL;SPECIAL LONG VERSION STÜTZKLAPPSCHIENE;SONDERAUSFÜHRUNG LANG SUPPORT RAIL PLIABLE;VERSION SPÉCIALE LONGUE
	A2N0001472	MOUNT LADDER ALUMINIUM MOUNT LADDER ALUMINIUM BESTÄTIGUNG LADDER ALUMINIUM D'ÉCHELLE DE MONTAGE ALUMINIUM
	A3L0000278	STIJL KLAPRELING RECHTS, VOORSTIJL RVS L1070 PILLAR FOLDING RAIL RIGHT, FRONT PILLAR STAINLESS STEEL L1070 SÄULE FALTSCHIENE RECHTS, FRONTSÄULE EDELSTAHL L1070 PILIER RAIL PLIANT DROIT, PILIER AVANT ACIER INOXYDABLE L1070
	A3L0000281	STIJL KLAPRELING MIDDEN PILLAR FOLDING RAIL MIDDLE SÄULE FALTSCHIENE MITTE PILIER PLIANT RAIL MILIEU

HANDRAIL / LADDER / WALKWAY

	Article	Description
	A3L0001229	TRAP LADDER LINKS INCLUSIEF OPKLAP RELING ACHTER RVS - COMPLEET STAIR LADDER LEFT INCLUDING FOLDING RAILING REAR STAINLESS STEEL-COMLETE TREPPEN LEITER LINKS INKL. KLAP GELANDER HINTEN EDESTAHL-KOPLETTES SET ESCALIER À GAUCHE, Y COMPRIS BALUSTRADE PLIANTE ARRIÈRE EN ACIER INOXYDABLE-COMPLET
	A3L0002099	TANKSTEUN-RVS[330]>LADDERAFSCHORING TANK SUPPORT- STAINLESS STEEL [330]> LADDER DESCENT TANK UNTERSTÜTZUNG - EDELSTAHL [330]> LADER ABSTIEG SUPPORT DE RÉSERVOIR - ACIER INOXYDABLE [330]> DESCENTE D'ÉCHELLE
	A3L0002520	STIJL KLAPRELING LINKS PILLAR FOLDING RAIL LEFT SÄULE FALTSCHIENE LINKS PILIER RAIL PLIANT GAUCHE
	A3L0002753	STAANDER KLAP RAILING (D26.9XT2XL=1459)
	A9J0000758	TRAP CONTAINERCHASSIS STAIRCASE CONTAINER CHASSIS TREPPENHAUS-CONTAINER-CHASSIS ESCALIER CHÂSSIS DE CONTENEUR

	Article	Description
	2898L0035A	TIR MONTAGE OOG / STEUN TIR MOUNTING EYE/BRACKET TIR MONTAGEÖSE/AUFHÄNGUNG ORIFICE DE MONTAGE TIR / SUPPORT
	35FLE024	LASFLENS 4K. ALU 80/100, GAT 4X14 STC 4K 106 WELDING FLANGE 4K. ALU 80/100, GAT 4X14 STC 4K 106 SCHWEIßENDE FLÄCHE 4K. ALU 80/100, GAT 4X14 STC 4K 106 BRIDE DE SOUDAGE 4K. ALU 80/100, GAT 4X14 STC 4K 106
	38M1P0050A	BLINDFLENS 4" LEIDINGWERK BLIND FLANGE 4" PIPING BLIND FLANSCH 4" ROHRLEITUNG BRIDE AVEUGLE 4 "TUYAUTERIE
	38M6D0009B	MOF ROND ALUMINIUM D90 X 20 X 2" ROUND SLEEVE ALUMINIUM D90 X 20 X 2" RUNDMUFFE ALUMINIUM D90 X 20 X 2" MANCHON ROND ALUMINIUM D90 X 20 X 2 "
	65M32012	3/2 KLEP, NOODSTOP-DRAAI G1/8 MET VERGREDELING 3/2 VALVE, EMERGENCY STOP-TURN G1 / 8 WITH LOCKING 3/2 VENTIL, NOT-HALT-TURN G1 / 8 MIT VERRIEGELUNG VANNE 3/2, ARRET D'URGENCE G1 / 8 AVEC VERROUILLAGE
	66SCO021	BLINDSTOP VOOR BORING IN HET DEKSEL END CAP FOR DRILLING IN THE LID ENDKAPPE FÜR DAS BOHREN IM DECKEL CAPUCHON FIN DE FORAGE DANS LE COUVERCLE
	66SCO030	BLINDSTOP M20X1,5 - POLYAMIDE EEX E II END CAP M20x1,5 - POLYAMIDE EEX E II ENDKAPPE M20x1,5 - POLYAMID EEX E II CAPUCHON FIN M20x1,5 - POLYAMIDE EEX E II

	Article	Description
	67SLA001	CENTRALE STEUN NR 204-63163 ALUMINIUM GEPOLIJST CENTRAL BRACKET NR 204-63163 ALUMINIUM POLISHED CENTRAL HALTERUNG NR 204-63163 ALUMINIUM POLIERT SUPPORT CENTRAL NR 204-63163 ALUMINIUM POLI
	67SLA002	EINDSTUK, CENTRALE STEUN END PIECE, CENTRAL BRACKET ENDSTÜCK, ZENTRALE HALTERUNG PIÈCE D'EXTRÉMITÉ, SUPPORT CENTRAL
	72OGA100	ONTGASSER T3A_B+6MM HERMETO (915195) DEPASSER T3A_B + 6MM HERMETO (915195) DEPASSER T3A_B + 6MM HERMETO (915195) DEPASSER T3A_B + 6MM HERMETO (915195)
	73BAH018	DICHTING BODEMKLEP EST-SCHMIDT HULLENDICHTING WT 40 A POS. 9 - PTFE VITON SEAL BOTTOM VALVE EST-SCHMIDT HULLEN SEAL DICHTUNG BODENVENTIL EST-SCHMIDT HULLEN DICHTUNG SOUPAPE DE FOND D'ÉTANCHÉITÉ EST-SCHMIDT HULLEN SEAL
	73BAP016	GETALSCHIJF 1,STUURBLOK NUMBER DISC 1, STEERING BLOCK NUMMER DISC 1, STEUERBLOCK NUMBER DISC 1, BLOC DE DIRECTION
	73BAP017	GETALSCHIJF 2,STUURBLOK NUMBER DISC 2, STEERING BLOCK NUMMER DISC 2, STEUERBLOCK NUMBER DISC 2, BLOC DE DIRECTION
	73BAP018	GETALSCHIJF 3,STUURBLOK NUMBER DISC 3, STEERING BLOCK NUMMER DISC 3, STEUERBLOCK NUMBER DISC 3, BLOC DE DIRECTION

	Article	Description
	73BAP019	GETALSCHIJF 4,STUURBLOK NUMBER DISC 4, STEERING BLOCK NUMMER DISC 4, STEUERBLOCK NUMBER DISC 4, BLOC DE DIRECTION
	73BAP020	GETALSCHIJF 5,STUURBLOK NUMBER DISC 5, STEERING BLOCK NUMMER DISC 5, STEUERBLOCK NUMBER DISC 5, BLOC DE DIRECTION
	73BAP032	SPANRING HAAR TENSION RING HAAR SPANNRING HAAR BAGUE DE TENSION HAAR
	73BMM039	MANOMETER, 0...6 BAR, D63, G1/4" ONDER - GLYCERINE RVS MANOMETER, 0 ... 6 BAR, D63, G1 / 4" UNDER - GLYCERINE SS MANOMETER, 0 ... 6 BAR, D63, G1 / 4" UNTER GLYCERINE SS MANOMETRE, 0 ... 6 BAR, D63, G1 / 4" SOUS - GLYCERINE SS
	73FVL011	POMPFILTER, NW100 , 630µM (FH 100 + FI 30) PUMP FILTER, NW100 , 630µM (FH 100 + FI 30) PUMPENFILTER, NW100, 630 µM (FH 100 + FI 30) FILTRE DE POMPE, NW100, 630µM (FH 100 + FI 30)
	73LPO033	SWIVEL R2" TODO VOOR LOSPISTOOL SWIVEL R2" TODO FOR LOSPISTOL SWIVEL R2" TODO FUR LOSPISTOLE SWIVEL R2" TODO FOR LOSPISTOL
	73MGD096	KNEVELSET FORT VALE, KNEVEL+OOGBOUW,L=87 ROESTVRIJSTAAL/ROESTVRIJSTAAL TOGGLE SET FORT VALE, TOGGLE + EYE BOLT, L=87 STAINLESS STEEL/STAINLESS STEEL SCHALTER SET FORT VALE, SCHALTER + RINGSCHRAUBE, L=87 EDELSTAHL/EDELSTAHL ENSEMBLE À BASCULE FORT VALE, BOUGIE À BASCULE + BOULON A CŒIL, L = 87 ACIER INOXYDABLE / ACIER INOXYDABLE


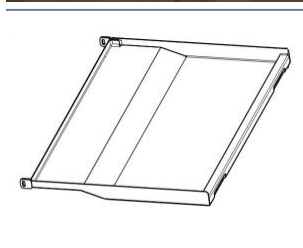
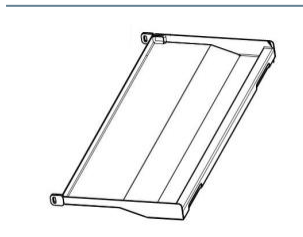
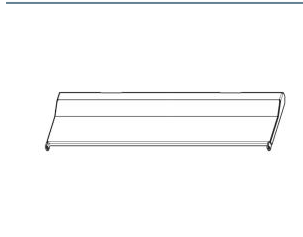
	Article	Description
	73MGD097	KNEVELSET, FV, KNEVEL+OOGBOUW, L=87 RVS/MS
	73MGD153	KNEVELSET, FV, LANGE KN+OOGBOUW, L=87 ROESTVRIJSTAAL/ROESTVRIJSTAAL MS insert TOGGLE SET, FV, LANGE TOGGLE + EYE BOLT, L=87 STAINLESS STEEL/STAINLESS STEEL MS insert SCHALTER SET, FV, LANGE SCHALTER + RINGSCHRAUBE, L=87 EDELSTAHL/EDELSTAHL MS insert ENSEMBLE À BASCULE, FV, INVERSEUR LANGE + BOULON À CŒIL, L = 87 ACIER INOXYDABLE / ACIER INOXYDABLE INSERT MS
	73MGD219	MANGATDEKSEL ALUMINIUM - 3-AANSLUITINGEN MANHOLE LID ALUMINIUM-3-CONNECTORS SCHACHTDECKEL ALUMINIUM-3-STECKVERBINDER COUVERCLE D'ÉGOUT ALUMINIUM-3-CONNECTEURS
	73MGD230	MANGATDEKSEL 20" (EN 13317 + EN 13314 - UITV. BELGIE) MANHOLE LID 20 "(EN 13317 + AND 13314 - UITV. BELGIUM SCHACHTDECKEL 20 "(EN 13317 + UND 13314 - UITV. BELGIEN COUVERCLE DE TROU D'HOMME 20 "(EN 13317 + ET 13314 - UITV. BELGIQUE
	73MGD304	KNEVELSET, FV, KNEVEL+OOGBOUW, L=127 RVS/RVS MS
	73MGD318	KNEVELSET, FV, KNEVEL+OOGBOUW, L=102 RVS/RVS MS TOGGLE SET, FV, TOGGLE + EYE BOLT, L = 102 STAINLESS STEEL / STAINLESS STEEL MS SCHALTERSATZ, FV, SCHALTER + AUGENBOLZEN, L = 102 EDELSTAHL / EDELSTAHL MS JEU DE TOGGLE FV TOGGLE + EOLLE, L = 102 ACIER INOXYDABLE / ACIER INOXYDABLE MS
	73MGD322	MANGAT DEKSEL, FV, 500, 6KL, 3BAR, EN14025 MANHOLD LID, FV, 500, 6KL, 3BAR, EN14025 EINSTIEGSÖFFNUNGSDECKEL, FV, 500, 6KL, 3BAR, EN14025 COUVERCLE DE REGARD, FV, 500, 6KL, 3BAR, EN14025


	Article	Description
	73MGD329	<p>KNEVELSET, FV, VEILIGHEIDSBOUT, L=102, RVS/RVS</p> <p>TOGGLE SET, FV, SAFETY BOLT, L = 102, STAINLESS STEEL/STAINLESS STEEL</p> <p>SCHALTERSATZ, FV, SICHERHEITSBOLZEN, L = 102, EDELSTAHL / EDELSTAHL</p> <p>TOGGLE SET, FV, BOULON DE SÉCURITÉ, L = 102, ACIER INOXYDABLE / ACIER INOXYDABLE</p>
	73MGD362	<p>MANGAT DEKSEL SWIFT, D500, 6KL, EN14025</p> <p>MANHOLE LID SWIFT, D500, 6KL, EN14025</p> <p>EINSTIEGSÖFFNUNGSDECKEL SWIFT, D500, 6KL, EN14025</p> <p>COUVERCLE REGARD SWIFT, D500, 6KL, EN14025</p>
	73MGD365	<p>BOUTSET ,SWIFT, D500, 6 LANGE VLEUGELS, KIERSTAND</p> <p>BOLT SET ,SWIFT, D500, 6 LONG WINGS, AT-REST POSITION</p> <p>SCHRAUBEN SET ,SWIFT, D500, 6 LANGE FLÜGEL, RUHE POSITION</p> <p>JEU DE BOULONS, SWIFT, D500, AILE LONGUEUR 6 POSITION AU REPOS</p>
	73MGD369	<p>DEKSEL SWIFT, D300 - TYPE STM0304301-A1</p> <p>LID SWIFT, D300 - TYPE STM0304301-A1</p> <p>DECKEL SWIFT, D300 - TYP STM0304301-A1</p> <p>COUVERCLE SWIFT, D300 - TYPE STM0304301-A1</p>
	73SHO014	<p>PNEUMATISCHE SLANGHASPELREM</p> <p>PNEUMATIC HOSE REEL BRAKE</p> <p>PNEUMATISCHE SCHLAUCHHASPEL BREMSE</p> <p>SCHLAUCHHASPEL PNEUMATIQUES BREMA</p>
	81ITG004	<p>GLASWOL ISOVER PSI A1 D=50 EENZIJDE ALUMINIUM FOLIE</p> <p>GLASS WOOL ISOVER PSI A1 D=50 ONE-SIDED ALUMINIUM FOIL</p> <p>GLASWOLLE ISOVER PSI A1 D=50 EINSEITIG ALUMINIUM FOLIE</p> <p>LAINE DE VERRE ISOVER PSI A1 D = 50 FEUILLE D'ALUMINIUM À UNE FACE</p>
	81ITG010	<p>GLASWOL ISOVER PSI A1 D=110 MET ALUMINIUM FOLIE</p> <p>GLASS WOOL ISOVER PSI A1 D=110 WITH ALUMINIUM FOIL</p> <p>GLASWOLLE ISOVER PSI A1 D=110 MIT ALUMINIUM FOLIE</p> <p>LAINE DE VERRE ISOVER PSI A1 D = 110 AVEC FEUILLE D'ALUMINIUM</p>

	Article	Description
	84ROL003	GELEIDINGSROL RVS DIA 30 X 805 (EL) CONDUCTANCE ROL - STAINLESS STEEL - DIAMATER 30 X 805 (EL) DURCHFÜHRUNGSROLLE - EDELSTAHL - DURCHMESSER 30 X 805 (EL) CONDUCTANCE ROL - ACIER INOXYDABLE - DIAMATRE 30 X 805 (EL)
	84ROL005	GELEIDINGSROL RVS DIA 30 X 705 (EL) CONDUCTANCE ROL - STAINLESS STEEL - DIAMATER 30 X 705 (EL) DURCHFÜHRUNGSROLLE - EDELSTAHL - DURCHMESSER 30 X 705 (EL) CONDUCTANCE ROL - ACIER INOXYDABLE - DIAMATRE 30 X 705 (EL)
	91CLA072	PIJPHOUDER NW 25, DIN, RVS, MET GLADDE AS PIPE HOLDER NW 25, DIN, STAINLESS STEEL, WITH SMOOTH SHAFT ROHRHALTER NW 25, DIN, EDELSTAHL, MIT GLATTER WELLE PORTE-PIPE NW 25, DIN, ACIER INOX, AVEC ARBRE LISSE
	91MKR002	KNEVELMOER RVS - M20 - 1 ARM TOGGLE NUT STAINLESS STEEL - M20 - 1 ARM SCHALTER MUTTER EDELSTAHL - M20 - 1 ARM ECROU A BASCULE EN ACIER INOXYDABLE - M20 - 1 BRAS
	91MKR006	KNEVEL RVS 1.4301/MS - M20 - 2 ARMEN - KLEIN TOGGLE STAINLESS STEEL 1.4301/MS - M20 - 2 ARMS - SMALL SCHALTER EDELSTAHL 1.4301/MS - M20 - 2 ARME - KLEIN INTERRUPTEUR A BASCULE ACIER INOXYDABLE 1.4301 / MS - M20 - 2 BRAS - PETIT
	91MKR008	KNEVEL RVS (1.4301/MS - M20 - 2 ARMEN - GROOT) TOGGLE (STAINLESS STEEL 1.4301/MS - M20 - 2 ARMS - LARGE) SCHALTER (EDELSTAHL 1.4301/MS - M20 - 2 ARME - GROSS) INTERRUPTEUR A BASCULE (ACIER INOXYDABLE 1.4301 / MS - M20 - 2 BRAS - GRAND)
	91OBR007	OOGBOUT RVS M24 X 150 X 115 EYE BOLT STAINLESS STEEL M24 X 150 X 115 RINGSCHRAUBE EDELSTAHL M24 X 150 X 115 BOULON A OEIL EN ACIER INOXYDABLE M24 X 150 X 115

	Article	Description
	91OBR009	OOGBOUT RVS A-M20 X 90X61 (DIN 444) EYE BOLT STAINLESS STEEL A-M20 X 90X61 (DIN 444) RINGSCHRAUBE EDELSTAHL A-M20 X 90X61 (DIN 444) BOULON A OEIL EN ACIER INOXYDABLE A-M20 X 90X61 (DIN 444)
	91OBR011	PEN VOOR OOGBOUT M24 ROND RVS 22 X 60 MET GROEF PIN FOR EYE BOLT M24 ROUND STAINLESS STEEL 22 X 60 WITH GROOVE PIN FÜR RINGSCHRAUBE M24 RUND EDELSTAHL 22 X 60 MIT RILLE GOUPILLE POUR BOULON A EYE M24 ROND ACIER ACIER INOXYDABLE 22 X 60 AVEC RAINURE
	91OBR014	OOGBOUT A-M24 X 130X95K (DIN 444) EYE BOLT A-M24 X 130X95K (DIN 444) RINGSCHRAUBE A-M24 X 130X95K (DIN 444) BOULON A OEIL A-M24 X 130X95K (DIN 444)
	91STR001	STELSCHROEF, BIN ZESK + AFSCH, DIN 913, M8X10 VOOR OOGBOUT SETTING SCREW, BIN ZESK + AFSCH, DIN 913, M8X10 FOR EYE BOLT EINSTELLSCHRAUBE, BIN ZESK + AFSCH, DIN 913, M8X10 FÜR RINGSCHRAUBE VIS DE REGLAGE, BAC ZESK + AFSCH, DIN 913, M8X10 POUR BOULON A OEIL
	A0L0000509	
	A2L0003397	SCHARNIER MORSEBAK (VERVALLEN) HINGE BIN (EXPIRED) SCHARNIER BEHÄLTER (ABGELAUFEN) CASIER DE CHARNIÈRE (EXPIRÉ)
	A2L0003401	DEKSEL MORSEBAK / LEKBAK ALUMINIUM (L1050xW800) LID BIN/DRIP TRAY ALUMINIUM (L1050XW800) DECKEL BEHÄLTER/TROPFSCHALE ALUMINIUM (L1050XW800) BAC À COUVERCLE/BAC D'ÉGOUTTAGE ALUMINIUM (L1050XW800)


	Article	Description
	A2L0004757	DEKSEL MORSBAK / LEKBAK ALUMINIUM MET TIR GATEN (L1050xW800) LID MORSBAK/DRIP TRAY ALUMINIUM WITH TIR HOLES (L1050XW800) DECKEL MORSBAK/TROPFSCHALE ALUMINIUM MIT TIR-BOHRUNGEN (L1050XW800) COUVERCLE MORSBAK/ÉGOUTTOIR EN ALUMINIUM AVEC ORIFICES TIR (L1050XW800)
	A2L0005046	BEVESTIGINGSBEUGEL - 1 X DIA 160 MM BRACKET - 1 X DIAMETER 160 MM HALTERUNG - 1 X DURCHMESSER 160 MM SUPPORT - 1 X DIAMÈTRE 160 MM
	A2L0005339	AFDEKKAP MORSBAK / LEKBAK ALUMIUM LINKS (1050X800) LEAK TRAY COVER CAP TROPFSCHALEN-ABDECKKAPPE COUVERCLE POUR BAC DE SECURITE
	A2L0005657	AFDEKKAP MORSBAK / LEKBAK ALUMIUM LEAK TRAY COVER PLATE ALU TROPFSCHALEN-ABDECKPLATTE ALU PLAQUE COUVERCLE POUR BAC DE SECURITE ALU
	A2L0005659	SCHARNIER MORSBAKDEKSEL HINGE ORIGINAL COVER SCHARNIER BÜRSTE DECKEL COUVERCLE DE BROSSE
	A2L0005872	LEKBAK AFDEKPLAAT ALU (800X800) LEAK TRAY COVER PLATE ALUMINIUM TROPFSCHALE ABDECKPLATTE ALUMINIUM PLAQUE COUVERCLE POUR BAC DE SECURITE ALUMINIUM
	A2L0005920	OPVANGSTEUN MORSBAKDEKSEL - ALU COLOR SUPPORT ORIGINAL COVER - ALU FARBUNTERSTÜTZUNG ORIGINAL COVER - ALU COUVERTURE ORIGINALE DE SUPPORT DE COULEUR - ALU

	Article	Description
	A2L0006546	LEKBAK AFDEKPLAAT ALU (1050X800 + 800X800) LEAKING PLATE COVER PLATE ALU (1050X800 + 800X800) LECKPLATTE ABDECKPLATTE ALU (1050X800 + 800X800) PLAQUE COUVERTURE PLAQUE COUVERTURE ALU (1050X800 + 800X800)
	A2L0006987	MORSEBAKDEKSEL RVS (1050X800 LINKS) LEAKING PLATE COVER PLATE ALU (1050X800 + 800X800) LECKPLATTE ABDECKPLATTE ALU (1050X800 + 800X800) PLAQUE COUVERTURE PLAQUE COUVERTURE ALU (1050X800 + 800X800)
	A2L0006990	MORSEBAKDEKSEL RVS (1050X800 LINKS) LEAK TRAY COVER PLATE STAINLESS STEEL (1050X800 LEFT) LECKSCHACHTABDECKPLATTE EDELSTAHL (1050X800 LINKS) PLAQUE DE COUVERCLE POUR PLATEAU DE FUITES ACIER INOXYDABLE (1050X800 GAUCHE)
	A2L0006991	MORSEBAKDEKSEL RVS (800X800 LINKS) LEAKING PLATE COVER PLATE ALU (800X800 LINKS) LECKPLATTE ABDECKPLATTE ALU (800X800) PLAQUE COUVERTURE PLAQUE COUVERTURE ALU (800X800)
	A2L0008408	LEKBAK AFDEKPLAAT ALU DRIPTRAY PLATE ALU DRIPTRAY PLATE ALU PLAQUE DE DRIPTAGE ALU
	A2L0008410	LEKBAK AFDEKPLAAT ALU DRIPTRAY PLATE ALU DRIPTRAY PLATE ALU PLAQUE DE DRIPTAGE ALU
	A2L0008414	LEKBAK AFDEKPLAAT ALU DRIPTRAY PLATE ALU DRIPTRAY PLATE ALU PLAQUE DE DRIPTAGE ALU

	Article	Description
	A2L0008416	LEKBAK AFDEKPLAAT ALU DRIPTRAY PLATE ALU DRIPTRAY PLATE ALU PLAQUE DE DRIPTAGE ALU
	A2R0000258	STEUN VOOR LUCHTFILTER SUPPORT FOR AIR FILTER UNTERSTÜTZUNG FÜR LUFTFILTER SUPPORT POUR FILTRE A AIR

	Article	Description
	73BAH024	NOODSTOP HYDRAULISCH - HY FN 2A EMERGENCY STOP HYDRAULIC - HY FN 2A NOT-HALT-HYDRAULIK - HY FN 2A ARRÊT D'URGENCE HYDRAULIQUE - HY FN 2A
	73HBK004	STUURKRAAN VOOR OMKEERBARE AANDRIJVING STEERING VALVE FOR REVERSIBLE DRIVE LENKVENTIL FÜR UMKEHR ANTRIEB SOUPAPE DE DIRECTION POUR ENTRAÎNEMENT RÉVERSIBLE
	73HVR024	HYDRAULISCH OVERDRUKVENTIEL (300E V18/20/ VLSHR M18X1,5) HYDRAULIC OVERPRESSURE VALVE (300E V18 / 20 / VLSHR M18X1,5) HYDRAULISCHES ÜBERDRUCKVENTIL (300E V18 / 20 / VLSHR M18X1,5) SOUPAPE HYDRAULIQUE DE SURPRESSION (300E V18 / 20 / VLSHR M18X1,5)
	73HVR061	TERUGSLAGVENTIEL HYDRAULISCH , 1/2" RETURN VALVE HYDRAULIC, 1/2" RÜCKWÄRTSVENTIL HYDRAULISCH, 1/2" SOUPAPE DE RETOUR HYDRAULIQUE 1/2"
	73HVR082	HYDRAULISCH STUURVENTIEL POMP HYDRAULIC STEERING VALVE PUMP HYDRAULISCHE LENKVENTILPUMPE POMPE DE SOUPAPE DE DIRECTION HYDRAULIQUE
	73HVR167	MANIFOLD VOOR ZACHTE OVERGANG HYDRAULISCH STUURVENTIEL POMP
	73KKR024	KOGELKRAAN MET HENDEL, NW20, G 3/4", P=400BAR BALL VALVE WITH HANDLE, NW20, G 3/4", P=400BAR KUGELVENTIL MIT GRIFF, NW20, G 3/4", P=400BAR VANNE À BOULE AVEC POIGNEE, NW20, G 3/4 ", P = 400BAR

	Article	Description
	73ORO002	PEILSTOK OLIERESERVOIR - (L = 65) LEVELLING STICK OIL TANK - (L = 65) FÜLLSTANGENÖLTANK - (L = 65) RÉSERVOIR D'HUILE DE BATON DE NIVELLEMENT - (L = 65)
	73ORV004	VULDOP-ONTLUCHTING (HOOGTE 72 / DIAMETER 101) FILL CAP-VENTILATION (HEIGHT 72 / DIAMETER 101) FÜLLKAPPE-BELÜFTUNG (HÖHE 72 / DURCHMESSER 101) COUVERCLE DE REMPLISSAGE A VENTILATION (HAUTEUR 72 / DIAMÈTRE 101)
	74IKD022	INSTEEKEENHEID DRM 15X1,5 M22X1,5 INSERTION UNIT DRM 15X1,5 M22X1,5 EINFÜHREINHEIT DRM 15X1,5 M22X1,5 UNITÉ D'INSERTION DRM 15X1,5 M22X1,5
	74KPD001	DROGE SCHROEFKOPPELING MANNELIJK 1"K EDBRO DRY SCREW COUPLING MALE 1"K EDBRO TROCKEN SCHRAUBKUPPLUNG MÄNNLICH 1"K EDBRO RACCORD A VIS SEC MALE 1 "K EDBRO
	74KPD002	DROGE SCHROEFKOPP,MANNELIJK 3/4"K
	74KPF012	SNELKOPPELING , SLUITKOPPELING SLANGDRM 13 STA VERZINKT QUICK COUPLING, CLOSURE COUPLING HOSE DRM 13 STA GALVANIZED SCHNELLKUPPLUNG, VERSCHLUSSKUPPLUNG HOSE DRM 13 STA GALVANISIERT RACCORD RAPIDE, RACCORD DE FERMETURE DRM 13 STA GALVANISÉ

	Article	Description
 A photograph of a pneumatic 2-way valve, specifically a double-acting valve with two solenoid coils. The valve is made of metal and has various ports and a pressure gauge on top. It is shown from a top-down perspective on a light-colored surface.	73PBK016	PNEUM.2-WEGKRAAN , DUBBELTRAPS , NW 80 - ZVL 80/2M + KR-3-ST

Order by Phone 0032-(0)-89469133
 Order by Fax 0032-(0)-89469130
 Order by E-mail Spareparts@lagservice.eu

Company stamp / Details

Article	Quantity	Description	Remarks
1.			
2.			
3.			
4.			
5.			
6.			
7.			
8.			
9.			
10.			

Opmerkingen

We're also the right address for all repairing's / modifications and damage recoveries

TANK REFURBISHMENTS (SECOND LIFE) - with or without new chassis



PUMP UNIT / TIPPING CYLINDER BUILD IN AND REPAIR



DAMAGE REPAIR



Interested in our possibilities? Feel free and please contact us at: service@lag.be or call 0032 -89469132

All brands marks images and associated copyright and other intellectual property (including Part Numbers where relevant) are owned by LAG trailers, or the respective producers, owners, or distributors of other makes. No rights or licences are granted to any third party without the express prior written agreement of the owner. Any third party supplier/manufacturer Part Numbers are displayed for comparative purposes only, and are not a statement of origin or manufacture of the product available. This catalogue replaces all previous versions. In kind of mistakes and to be sure for the latest information always ask LAG for the latest version of this catalog. Every effort is made to ensure accuracy but LAG is not liable for any errors or omissions. Inclusion of any product or service is not an offer capable of acceptance, and any orders must be placed and accepted by LAG or any selling dealer on their standard terms of sale. LAG standard terms of sale apply to any use of or enquiry relating to this catalogue/on line publication, and are available on www.lag.be or www.lagservice.eu or your local LAG Dealer. Images are for illustrative purposes only and products available or supplied may vary in finish or other detail without affecting functionality. Sales are subject to the warranty and limitations applying to the product and relevant manufacturer/supplier. All products are subject to availability and the prevailing price at time of binding order.

BELGIUM

LAG trailers N.V. - Bree

Kanaallaan 54 | 3960 Bree
spareparts@lagservice.eu
+32 (0) 89 46 91 33

The Netherlands

Burg Trailer Service - Pijnacker

Katwijkerlaan 75 | 2641PD Pijnacker
magazijn@burgtrailerservice.nl
+31 (0)15 361 5410

Poland

LAG Service Poland - Poznan

Rabowicka 9 | 62-020 Jasin
marcin.labanowicz@lagservice.eu
+48 61 65 15 930

Poland

LAG Service Poland - Katowice

ul. Z. Nałkowskiej 32 | 41-922 Radzionków
jaroslaw.rojek@lagservice.eu
+48 601 861 808