

SPARE PARTS CATALOG

Fuel vehicles



Reliable, no matter where.



The LAG Spare Parts catalog is a comprehensive range of all-make trailer parts and workshop consumables. Developed by LAG trailers NV, it's available through the European LAG dealer network.

LAG offers an extensive range of parts for all their build trailers but also for all other trailer brands, and a market-leading selection of consumables. All products are OE and OE quality ensuring the best for your vehicle. The entire range of LAG products can be found and easily identified in our quick reference catalogues.

By offering a comprehensive range in one place means you can reduce your supplier base and associated costs. After all different suppliers mean different admin systems - which means extra cost and hassle for you.

Once you have identified the part(s) you require, simply call, email or visit your local LAG dealer. You'll find your local branch on the following pages or on our website. Each has a broad range of parts and consumables in stock, and any not immediately available will, in the vast majority of cases, be available through the LAG parts express delivery system.

We choose only products that meet our stringent standards of both quality and durability, and back them all with standard LAG warranty terms and conditions.



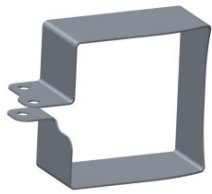


Whether you carry out your own fleet maintenance, or it's conducted by your local LAG dealer, the LAG program can save you time and money, maximizing the uptime of your fleet whilst reducing the overall cost of your operation. The range is constantly being expanded, so you will always find what you need.

LAG spare-parts catalog is just one of the programs that LAG offer to support your business. Your local dealer is your one-stop partner for your transport solutions. Under one roof you will find professionals who can help you.

LAG Reliable, no matter where

Table Of Contents


| | |
|--|-----|
| SPARE PARTS CATALOG | 1 |
| FOREWORD | 2 |
| CHASSIS-ONDERDELEN | 4 |
| TANK ONDERDELEN | 105 |
| SLANG BUIS & BEUGEL ONDERDELEN | 134 |
| LEUNING / LADDER / LOOPBAAN | 147 |
| KOPPELING & KLEPPEN - ALGEMEEN | 157 |
| PAKKING & AFDICHTING | 185 |
| ELEKTRISCH - VERLICHTING | 190 |
| LUCHT - PNEUMATISCHE REM- & VERINGONDERDELEN | 222 |
| HYDRAULISCHE ONDERDELEN | 248 |
| ORDER FORM | 252 |
| SPARE PART DEALERS | 255 |

| | Article | Description |
|---|--------------|---|
| | 1141556B | Apparatenkast 760x2800x800 equipment box 760x2800x800 Gerätekasten 760x2800x800 Boîte à appareils 760x2800x800 |
| | 1141556B02 | Apparatenkast 760x2800x800 equipment box 760x2800x800 Gerätekasten 760x2800x800 Boîte à appareils 760x2800x800 |
|  | 28A3J0000013 | SPATBORDSTEUN GESCHROEFD L550 LINKS MUDGUARD BRACKET SCREWED L550 LEFT KOTFLÜGELHALTER GESCHRAUBT L550 LINKS SUPPORT DE GARDE-BOUE VISSE L550 GAUCHE |
|  | 28A3J0000014 | SPATBORDSTEUN GESCHROEFD L550 RECHTS MUDGUARD BRACKET SCREWED L550 RIGHT KOTFLÜGELHALTER GESCHRAUBT L550 RECHTS SUPPORT DE GARDE-BOUE VISSE L550 DROIT |
|  | 28A7Q0000024 | HOOGTEREGELAAR BEVEVESTIGING SPANSCHAAL VIERKANT 120 HEIGHT CONTROLLER ASSEMBLY SPANISH SCALE SQUARE 120 HÖHENREGLER MONTAGE SPANISCH SCALE SQUARE 120 ASSEMBLAGE DE CONTRÔLEUR DE HAUTEUR ESPAGNOL SCALE SQUARE 120 |
|  | 28M0J0009B | OPHANGING SPATBORDEN OMEGA - ROESTVRIJSTAAL SUSPENSION MUDGUARDS OMEGA - STAINLESS STEEL FEDERUNG SCHUTZBLECH OMEGA - EDELSTAHL GARDE-BOUE A SUSPENSION OMEGA - ACIER INOXYDABLE |
|  | 28M0J0010A | OPHANGING SPATBORDEN - ROESTVRIJSTAAL ONDERPLAAT (OMEGA) SUSPENSION MUDGUARDS - STAINLESS STEEL UNDERPLATE FEDERUNG SCHUTZBLECH - EDELSTAHL TRÄGERPLATTE GARDE-BOUE A SUSPENSION - SOUS-PLANCHER EN ACIER INOXYDABLE |








| | Article | Description |
|---|--------------|---|
|  | 28M0R0172A | BEVESTIGING LUCHTKETEL AIR TANK ATTACHMENT LUFTBEHÄLTER BEFESTIGUNG ATTACHE DE RÉSERVOIR D'AIR |
|  | 28M2J0110B03 | FERRYHAAK BEVESTIGINGSBEUGEL, MOLENPLAAT RVS FERRY HOOK FIXING BRACKET, MOLENPLATE STAINLESS STEEL FÄHREHAKEN BEFESTIGUNGSHALTER, MÖLLENPLATTE ROSTFREIER STAHL SUPPORT DE FIXATION CROCHET FERRY, ACIER INOXYDABLE MOLENPLATE |
|  | 28M3LS019A | TIR-KABEL LENGTE =19,5 METER BULKCONTAINER 40FT + BULKWAGENS TIR CABLE LENGTH = 19.5 METRES BULK CONTAINER 40FT + BULK TRAILER TIR KABEL LÄNGE = 19.5 METER SCHÜTTCONTAINER 40FT + BULK-ANHÄNGER LONGUEUR DE CÂBLE TIR = 19,5 MÈTRES CONTAINER VRAC 40FT + REMORQUE VRAC |
|  | 28M3LS025A | ANKER BEVESTIGING TIR-KABEL TIR CABLE ATTACHMENT ANCHOR TIR KABEL BEFESTIGUNG ANKER ANCRAGE DE FIXATION DE CÂBLE TIR |
|  | 28M3LS026A | DRAADSTUK BEVESTIGING TIRKABEL TIR CABLE THREAD ATTACHMENT TIR KABEL GEWINDE BEFESTIGUNG ATTACHEMENT DE CÂBLE TIR |
|  | 28M3P0057A | FLENS ROESTVRIJSTAAL D174XD109 / D100 X S150 X 8X D11 X 10 FLANGE STAINLESS STEEL D174XD109 / D100 X S150 X 8X D11 X 10 FLANSCH EDELSTAHL D174XD109 / D100 X S150 X 8X D11 X 10 BRIDE ACIER INOXYDABLE D174XD109 / D100 X S150 X 8X D11 X 10 |
|  | 28M6L0042A | ZESKANT ROESTVRIJSTAAL [1.4301] / M24 X 30 SLW46 SIX-SIDED STAINLESS STEEL [1.4301] / M24 X 30 SLW46 SECHSSEITIG EDELSTAHL [1.4301] / M24 X 30 SLW46 ACIER INOXYDABLE À SIX RAYONS [1.4301] / M24 X 30 SLW46 |

CHASSIS-ONDERDELEN





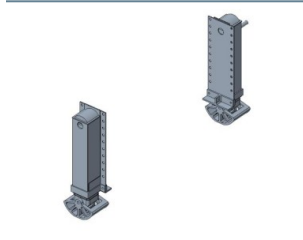


| | Article | Description |
|---|--------------|---|
|  | 33WKX006 | FIETSENVANGER 100 X 100 - 6060 T6 - LENGTE =4000 SIDEGUARD 100 X 100 - 6060 T6 - LENGTH = 4000 SEITENSCHIRM 100 X 100 - 6060 T6 - LÄNGE = 4000 PROFIL ALU PARE CYCLISTE 100 X 100 - 6060 T6 - LONGUEUR = 4000 |
|  | 33WKX017 | FIETSENVANGER 100 X 30 - 6060 T6 - LENGTE=6500 SIDEGUARD 100 X 30 - 6060 T6 - LENGTH = 6500 SEITENSCHIRM 100 X 30 - 6060 T6 - LÄNGE = 6500 PROFIL ALU PARE CYCLISTE 100 X 30 - 6060 T6 - LONGUEUR = 6500 |
|  | 38A3M0000071 | BEVESTIGING MARKERINGSBORD/ BREEDTEMARKING GEANODISEERDISEERD ALUMINIUM MARKING BOARD ATTACHMENT/WIDTH MARKING ANODIZED ALUMINIUM KENNZEICHNUNGSTAFEL BEFESTIGUNG/BREITENKENNZEICHNUNG ELOXIERTES ALUMINIUM FIXATION DE PANNEAU DE MARQUAGE / MARQUAGE DE LARGEUR D'ALUMINIUM ANODISÉ |
|  | 56DOP078 | AFDICHTDOP ROND ZWART VOOR SPATLAP BEVESTIGING SEALING CAP ROUND BLACK FOR MUD FLAPS ATTACHMENT DICHTUNGSKAPPE RUND SCHWARZ ZUR SCHMUTZFÄNGERBEFESTIGUNG BOUCHON D'ÉTANCHÉITÉ ROND NOIR POUR FIXATION BAVETTES |
|  | 59OLE001 | DRUPPELSCHAAL LEKBAKJE - 226X207X80 (polyamide 25 liter) DRIP TRAY LEAK BIN - 226X207X80 (polyamide 25 LITER) TROPFSCHALE LECKEIMER - 226X207X80 (polyamide 25 LITER) BAC DE RECUPERATION POUR BAC À GOUTTES - 226X207X80 (polyamide 25 LITRES) |
| | 59RXX039 | TRILLINGSDEMPER DIAM 30,H=30 , M8 (INW / UITW) VIBRATION DAMPER DIAM 30,H=30 , M8 (IN / OUT) SCHWINGUNGSDÄMPFER DURCHMESSER 30, H=30 , M8 (IN / OUT) AMORTISSEUR DE VIBRATIONS DIAM 30,H=30 , M8 (IN / OUT) |
|  | 61BVA005 | VANGKABEL Lengte =1160mm |

| | Article | Description |
|--|----------|---|
|  | 61BVA007 | VANGKABEL Lengte=1270 |
|  | 61DIV015 | WIELMOERDOP RADOLID MET LAG-LOGO KSW32-2-G65 CHROME WHEEL NUT CAP RADOLID WITH LAG-LOGO KSW32-2-G65 CHROME RADMUTTER KAPPE RADOLID MIT LAG-LOGO KSW32-2-G65 CHROM BOUCHON ECROU DE ROUE RADOLIDE AVEC LOGO LAG KSW32-2-G65 CHROME |
|  | 61DIV016 | WIELMOERDOP RADOLID MET LAG-LOGO KSW32-2-G43 CHROME WHEEL NUT CAP RADOLID WITH LAG-LOGO KSW32-2-G43 CHROME RADMUTTER KAPPE RADOLID MIT LAG-LOGO KSW32-2-G43 CHROM BOUCHON ECROU DE ROUE RADOLIDE AVEC LOGO LAG KSW32-2-G43 CHROME |
|  | 61DIV022 | WIELMOER INDICATOR TYPE CHECKPOINT 32MM - GEEL WHEEL NUT INDICATOR TYPE CHECKPOINT 32MM - YELLOW RADMUTTER INDIKATOR TYP CHECKPOINT 32MM - GELB POINT DE CONTRÔLE TYPE INDICATEUR DE ROUE 32MM - JAUNE |
|  | 61DIV026 | WIELMOERDOP MET INDICATOR - CHECKPOINT 32MM - FLUO GEEL WHEEL NUT SILL WITH INDICATOR - CHECK POINT 32MM - FLUO YELLOW RADMUTTER SILL MIT INDIKATOR - PRÜFPUNKT 32MM - FLUO GELB ÉCROU DE ROUE AVEC INDICATEUR - POINT DE CONTRÔLE 32MM - FLUO JAUNE |
|  | 61DIV029 | WIELMOERDOP CHROME MET GEINTEGREERDE INDICATOR EN LAG-LOGO (M32) WHEEL MOUNTED CHROME WITH INDICATOR AND LAG LOGO (M32) RADMONTIERTES CHROM MIT INDIKATOR UND LAGERZEICHEN (M32) CHROME MONTÉ SUR LA ROUE AVEC INDICATEUR ET LOGO LAG (M32) |
|  | 63BPP001 | STEUNVOET PAAR/SET R+L, BPW 850/520 + S-VOET + ZWENDEL + VERBINDINGSBUIJS 1500MM LANDINGGEAR PAIR/SET R + L, BPW 850/520 + S-FOOT + CRANK + CONNECTION TUBE 1500MM FAHRWERK PAAR/SET R + L, BPW 850/520 + S-FUß + KURBEL + VERBINDUNGSSCHLAUCH 1500MM PAIRE DE BEQUILLES / SET D+G, BPW 850/520 + S-FOOT + MANIVELLE + TUBE DE RACCORDEMENT 1500MM |





CHASSIS-ONDERDELEN

| | Article | Description |
|---|----------|---|
|  | 63BPP003 | STEUNVOET PAAR, BPW 750/420 S-VOET SUPPORT FOOT PAIR, BPW 750/420 S-FOOT STÜTZFUSSPAAR, BPW 750/420 S-FOOT PAIRE DE PIEDS DE SUPPORT, BPW 750/420 S-FOOT |
|  | 63JOD004 | MANIVELHOUDER LG=115 JOST JS E0040200 SWIVEL STOOL HOLDER LG = 115 JOST JS E0040200 DREHHOOKER-HALTERUNG LG = 115 JOST JS E0040200 PORTE-TUBE PIVOTANT LG = 115 JOST JS E0040200 |
|  | 63JOD007 | STEUNPOOT ZWENGEL JOST JS 1118-03 A=230 (KORT) STAND JACK CRANK JOST JS 1118-03 A = 230 (SHORT) WAGENHEBER-KURBEL JOST JS 1118-03 A = 230 (KURZ) SUPPORT MANIVELLE JACK JOST JS 1118-03 A = 230 (COURT) |
|  | 63JOD018 | ZWENGEL STEUNPOOT JOST JS0042805 A=520 |
|  | 63JOD019 | VERBINDINGSSTANG JOST MODUL B L04 - LG=1500 CONNECTING ROD JOST MODUL B L04-LG = 1500 PLEUEL JOST MODUL B L04-LG = 1500 TRINGLE DE RACCORDEMENT JOST MODUL B L04-LG = 1500 |
|  | 63JOD020 | VERBINDINGSSTANG JOST MODUL B L08 - LG=1635 CONNECTION ROD JOST MODUL B L08 CONNECTING - LG = 1635 VERBINDUNGSSTAB JOST MODUL B L08 VERBINDUNG - LG = 1635 BARRE DE RACCORDEMENT JOST MODULE B L08 CONNEXION - LG = 1635 |
|  | 63JOD021 | ZWENGEL/KURBEL JOST A=450 (LANG) CRANK JOST A = 450 KURBEL JOST A = 450 MANIVELLE JOST A = 450 |

| | Article | Description |
|---|----------|---|
|  | 63JOD022 | S-VOET VOOR JOST STEUNVOET MODUL B S-FOOT FOR JOST LANDINGGEAR MODUL B LANDINGGEAR S-FUß FÜR JOST FAHRWERK MODUL B FAHRWERK S-FOOT POUR BEQUILLES JOST MODUL B |
|  | 63JOD025 | T-VOET VOOR JOST STEUNVOET MODUL B T-FOOT FOR JOST MODUL B LANDINGGEAR T-FUß FÜR JOST MODUL B FAHRWERK T-FOOT POUR JOST MODUL B LANDINGGEAR |
|  | 63JOD027 | ZWENDEL/KURBEL STEUNPOOT JOST A=350 CRANK STAND JACK JOST A = 350 KURBEL WAGENHEBER JOST A = 350 MANIVELLE JACK A = 350 |
|  | 63JOD029 | BUITENRAAMBEDIENING VOOR STEUNPOTEN JOST (MODUL B+C) EXTERNAL WINDOW CONTROL FOR SUPPORT LEGS JOST (MODUL B + C) EXTERNE FENSTERSTEUERUNG FÜR UNTERSTÜTZUNG DER BEINE JOST (MODUL B + C) COMMANDE DE FENÊTRE EXTERNE POUR LES JAMBES DE SOUTIEN JOST (MODUL B + C) |
|  | 63JOD030 | HOUDER VOOR STEUNPOOT ZWENDEL KURBELHALTERUNG - JOST MODUL |
|  | 63JOD031 | MANIVELHOUDER LG=215 JOST SWIVEL STOOL HOLDER LG = 215 JOST DREHHOCKER-HALTERUNG LG = 215 JOST SUPPORT MANIVELLE LG = 215 JOST |
|  | 63JOD039 | BUITENRAAMBEDIENING JOST JS E030.001 GELASTE UITVOERING EXTERNAL WINDOW CONTROL JOST JS E030.001WELDED VERSION FENSTERHEBER AUSSEN JOST JS E030.001GESCHWEISSTE VERSION COMMANDE DE FENÊTRE EXTÉRIEURE JOST JS E030.001VERSION SOUDÉE |

| | Article | Description |
|--|----------|---|
|  | 63JOD045 | JOST VERSTEVIGINGSLEUGEL JOST BRACING LUG JOST BRACING LUG CROCHET DE CONTREVENTEMENT JOST |
|  | 63JOD046 | ZWENGEL/KURBEL JOST JS0042808 A=620 CHANGE/CURBEL JOST JS0042808 A=620 WECHSELGELD/BORDWAND JOST JS0042808 A=620 CHANGEMENT/CURBEL JOST JS0042808 A=620 |
|  | 63JOP131 | STEUNVOET PAAR, JOST CA 102 A (MH=850/SL=420) UITSLUITEND POTEN SUPPORT FOOT PAIR, JOST CA 102 A (MH = 850/SL = 420) ONLY LEGS STÜTZ FUSS PAAR, JOST CA 102 A (MH = 850/SL = 420) NUR BEINE PAIRE DE PIEDS DE SUPPORT, JOST CA 102 A (MH = 850/SL = 420) SEULEMENT LES JAMBES |
|  | 63JOP132 | STEUNVOET PAAR ALUMINIUM, JOST CA 103 A / MH=800/SL=370 (ZONDER ZWENGEL, ZONDER VERBINDINGSBUIJS) BRACKET FOOT PAIR ALUMINIUM, JOST CA 103 A / MH = 800 / SL = 370 (EXCLUSIVE CRANK OR CONNECTION TUBE) TRÄGERFUß PAAR ALU, JOST CA 103 A / MH = 800 / SL = 370 (EXKLUSIVE KURBEL ODER VERBINDUNGSSCHLAUCH) MECANISME PAIRE DE BEQUILLES ALU, JOST CA 103 A / MH = 800 / SL = 370 (MANIVELLE EXCLUSIVE OU TUBE DE RACCORDEMENT) |
|  | 63JOP134 | STEUNVOET PAAR, JOST CA104420000 MH=750/SL=320 SUPPORT FOOT PAIR, JOST CA104420000 MH=750/SL=320 STÜTZFUSSPAAR, JOST CA104420000 MH=750/SL=320 PAIRE DE PIEDS DE SUPPORT, JOST CA104420000 MH=750/SL=320 |
|  | 63JOP135 | STEUNVOET PAAR, JOST MODUL B 850/520 BOV MET T-VOET SUPPORT FOOT PAIR, JOST MODUL B 850/520 BOV WITH T-FOOT STÜTZFUSSPAAR, JOST MODUL B 850/520 BOV MIT T-FUSS Paire de pieds de support, JOST MODUL B 850/520 BOV avec pied en T |
|  | 63JOP136 | STEUNVOET PAAR, JOST MODUL B 850/520 BOV - MET S-VOET SUPPORT FOOT PAIR, JOST MODUL B 850/520 BOV - WITH S-FOOT STÜTZFUSSPAAR, JOST MODUL B 850/520 BOV - MIT S-FUSS Paire de pieds de support, JOST MODUL B 850/520 BOV - avec pied en S |

CHASSIS-ONDERDELEN

| | Article | Description |
|---|----------|--|
|  | 63JOP140 | STEUNVOET PAAR, JOST MODUL B 850/520 DUB MET S-VOET SUPPORT FOOT PAIR, JOST MODUL B 850/520 DUB WITH S-FOOT STÜTZFUSSPAAR, JOST MODUL B 850/520 DUB MIT S-FUSS Paire de pieds de support, JOST MODUL B 850/520 DUB avec pied en S |
|  | 63JOP141 | STEUNPOTEN COMPLETE SET, JOST MODUL B 800/470 BOV - B0301-040000 - MET T-VOET SUPPORT LEGS COMPLETE SET, JOST MODUL B 800/470 BOV - B0301-040000 - WITH T-BASE UNTERSTÜTZUNGSBEINE KOMPLETT SET, JOST MODUL B 800/470 BOV - B0301-040000 - MIT T-BASE JEU COMPLET DE PIEDS DE SUPPORT, JOST MODUL B 800/470 BOV - B0301-040000 - AVEC BASE EN T |
|  | 63JOP142 | STEUNVOET PAAR, JOST MODUL B 800/470 BOVEN MET S-VOET (B0301-010000) SUPPORT FOOT PAIR, JOST MODUL B 800/470 TOP WITH S-FOOT (B0301-010000) STÜTZ FUSS PAAR, JOST MODUL B 800/470 TOP MIT S-FOOT (B0301-010000) PAIRE DE PIEDS DE SUPPORT, MODULE JOST B 800/470 HAUT AVEC S-FOOT (B0301-010000) |
|  | 63JOP145 | STEUNVOET PAAR, JOST MODUL B 750/430 BOV MET T-VOET SUPPORT FOOT PAIR, JOST MODUL B 750/430 BOV WITH T-FOOT STÜTZFUSSPAAR, JOST MODUL B 750/430 BOV MIT T-FUSS Paire de pieds de support, JOST MODUL B 750/430 BOV avec pied en T |
|  | 63JOP146 | STEUNVOET PAAR, JOST MODUL B 750/430 BOV - MET S-VOET SUPPORT FOOT PAIR, JOST MODUL B 750/430 BOV WITH S-FOOT STÜTZFUSSPAAR, JOST MODUL B 750/430 BOV MIT S-FUSS Paire de pieds de support, JOST MODUL B 750/430 BOV avec pied en S |
|  | 63JOP150 | STEUNVOET JOST MODUL B 750/430 DUB (SET/PAAR) MET S-VOET LANDINGGEAR JOST MODUL B 750/430 DUB (SET/PAIR) WITH S-FOOT FAHRWERK JOST MODUL B 750/430 DUB (SET/PAAR) MIT S-FUß PAIRE DE BEQUILLES JOST MODULE B 750/430 DUB (SET / PAIRE) AVEC S-FOOT |
|  | 63JOP151 | STEUNVOET PAAR/SET, JOST MODUL B 700/400 BOV - B0501-040000 / T-VOET LANDINGGEAR FOOT PAIR/SET, JOST MODUL B 700/400 BOV - B0501-040000 / T-FOOT FAHRWERK FUß PAAR/SET, JOST MODUL B 700/400 BOV - B0501-040000 / T-FUß PAIRE DE BEQUILLES/ENSEMBLE JOST MODULE B 700/400 BOV - B0501-040000 / T-FOOT |

CHASSIS-ONDERDELEN



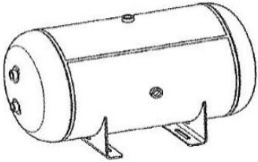
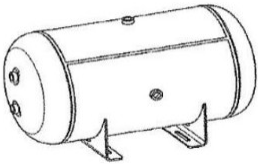



| | Article | Description |
|---|----------|--|
|  | 63JOP152 | STEUNVOET PAAR/SET, JOST MODUL B 700/400 BOV - B0501-040000 / S-VOET SUPPORT FOOT PAIR/SET, JOST MODUL B 700/400 BOV-B0501-040000/S-BASE STÜTZ FUSS PAAR/SET, JOST MODUL B 700/400-B0501-040000/S-BASE PAIRE DE PIED SUPPORT/SET, MODULE JOST B 700/400 BOV-B0501-040000/S-BASE |
|  | 63JOP157 | STEUNVOET PAAR, JOST MODUL B 650/350 BOV MET S-VOET SUPPORT FOOT PAIR, JOST MODUL B 650/350 BOV WITH S-FOOT STÜTZFUSSPAAR, JOST MODUL B 650/350 BOV MIT S-FUSS Paire de pieds de support, JOST MODUL B 650/350 BOV avec pied en S |
|  | 63KPC004 | KOPPELPEN 2" JOST COMPLEET , VR PLAAT 8MM KINGPIN 2" JOST COMPLETE, VR PLATE 8MM KÖNIGSZAPFEN 2" JOST KOMPLETT, VR PLATTE 8MM PIVOT D'ATTELAGE 2 "JOST COMPLET, PLAQUE VR 8MM |
|  | 63KPC005 | KOPPELPEN 2" JOST, KOMPLEET , VR PLAAT 10 MM KINGPIN 2" JOST, COMPLETE, VR PLATE 10 MM KÖNIGSZAPFEN 2" JOST, KOMPLETT, VR PLATTE 10 MM PIVOT D'ATTELAGE 2 "JOST, COMPLET, PLAQUE VR 10 MM |
|  | 63KPO006 | DIEFSTALZEKERING KOPPELPEN / KINGPEN SLOT 2" THEFT FUSE TORQUE PINS / KINGPIN LOCK 2 " DIEFT SICHERUNG DREHMOMENT PINS / KINGPIN LOCK 2 " VOLS FUSIBLES COUPLE DE COUPLE / KINGPIN LOCK 2 " |
|  | 63SDI001 | ONDERLEGPLAAT STEUNVOET KUNSTSTOF 20TON (400 X 400 X 60mm) RINGS PLATE SUPPORT BASIC PLASTIC 20TON (400X400X60 MM) RINGE PLATTEN STÜTZE BASIC PLASTIC 20TON (400X400X60 MM) BAGUES SUPPORT PLAQUE DE BASE EN PLASTIQUE 20TON (400X400X60 MM) |
|  | 63SDI003 | VALPOOT LIGHT - ALUMINIUM UITVOERING (TOT. HOOGTE 795MM - SLAG : 500MM) 30TON FOLDING LEG LIGHT-ALUMINIUM VERSION (UP TO. HEIGHT 795MM-STROKE: 500MM) 30TON KLAPP BEIN LIGHT-ALUMINIUMVERSION (BIS. HÖHE 795MM-HUB: 500MM) 30TON JAMBE PLIANTE-VERSION ALUMINIUM (JUSQU'À. HAUTEUR 795MM-STROKE: 500MM) 30TON |

| | Article | Description |
|---|----------|---|
|  | 65BDB022 | OPTITIRE ECU AANHANGER ECU OPTITIRE ECU OPTITIRE ECU OPTITIRE |
|  | 65BDB024 | OPTITIRE ADAPTERKABEL ADAPTER CABLE - OPTI TYRE PRESSURE SYSTEM ADAPTERKABEL - OPTI REIFENDRUCKSYSTEM CÂBLE ADAPTATEUR - SYSTÈME DE PRESSION DES PNEUS OPTI |
|  | 65RAB086 | EBS SPIRAALKABEL MET 7 POLEN COILED CONNECTING CABLE CLASSI WENDELFLEKKABEL CLASSIC CABLE LIAISON TRACTEUR |
|  | 65RAB127 | SPIRAALKABEL MET 5 POLEN 12V SPIRAL CABLE WITH 5 POLES 12V SPIRAL KABEL MIT 5-POLIGEM 12V CÂBLE SPIRALÉ AVEC 5 PÔLES 12V |
|  | 65RBE019 | BEVESTIGINGSPLAAT REM EN LICHT (635 X 85 X 3) ATTACHMENT PLATE BRAKE AND LIGHT (635 X 85 X 3) BEFESTIGUNGSPLATTE BREMSE UND LICHT (635 X 85 X 3) PLAQUE DE FIXATION FREIN ET LUMIÈRE (635 X 85 X 3) |
|  | 65RKE009 | LUCHTKETEL ALU - 40 LTR - 758 X 276 MM (WERKDRUK MIN. 10 BAR) AIR TANK ALU - 40 LITER - 758 X 276 MM (WORKING PRESSURE MIN. 10 BAR) LUFTBEHÄLTER ALU - 40 LITER - 758 X 276 MM (BETRIEBSDRUCK MIN. 10 BAR) RÉSERVOIR D'AIR ALU - 40 LITRES - 758 X 276 MM (PRESSION DE TRAVAIL MIN 10 BAR) |
|  | 65RKE010 | LUCHTKETEL STAAL - 40 LTR - 760 X 276 MM AIR TANK STEEL - 40 LITER - 760 X 276 MM LUFTBEHÄLTER STAHL - 40 LITER - 760 X 276 MM RÉSERVOIR D'AIR ACIER - 40 LITRE - 760 X 276 MM |

CHASSIS-ONDERDELEN

| | Article | Description |
|--|----------|---|
|  | 65RKE013 | LUCHTKETEL STAAL - 60 LTR - 1109 X 276 MM AIR TANK STEEL - 60 LITER - 1109 X 276 MM LUFTBEHÄLTER STAHL - 60 LITER - 1109 X 276 MM RÉSERVOIR D'AIR ACIER - 60 LITRES - 1109 X 276 MM |
|  | 65RKE014 | LUCHTKETEL ALUMINIUM - 60 LTR - 900 X 310 MM AIR TANK ALUMINIUM - 60 LITER - 900 X 310 MM LUFTBEHÄLTER ALUMINIUM - 60 LITER - 900 X 310 MM RÉSERVOIR D'AIR ALU - 60 LITRE - 900 X 310 MM |
|  | 65RKE015 | LUCHTKETEL STAAL - 60 LTR - 884 X 310 MM (WERKDRUK MIN. 10 BAR) AIR TANK STEEL - 60 LITER - 884 X 310 MM (WORKING PRESSURE MIN. 10 BAR) LUFTBEHÄLTER STAHL - 60 LITER - 884 X 310 MM (BETRIEBSDRUCK MIN. 10 BAR) RÉSERVOIR D'AIR ACIER - 60 LITRES - 884 X 310 MM (PRESSION DE TRAVAIL MIN 10 BAR) |
|  | 65RKE020 | LUCHTKETEL ALUMINIUM - 80 LTR - 1175 X 310 MM AIR TANK ALUMINIUM - 80 LITER - 1175 X 310 MM LUFTBEHÄLTER ALUMINIUM - 80 LITER - 1175 X 310 MM RÉSERVOIR D'AIR ALUMINIUM - 80 LITRE - 1175 X 310 MM |
|  | 65RKE022 | LUCHTKETEL STAAL - 80 LTR - 1175 X 310 MM AIR TANK STEEL - 80 LITER - 1175 X 310 MM LUFTBEHÄLTER STAHL - 80 LITER - 1175 X 310 MM RÉSERVOIR D'AIR ACIER - 80 LITRE - 1175 X 310 MM |
|  | 65RKE025 | LUCHTKETEL ALU - 40 LTR - 945 X 246 MM (WERKDRUK MIN. 10 BAR) AIR TANK ALU - 40 LITER - 945 X 246 MM (WORKING PRESSURE MIN. 10 BAR) LUFTBEHÄLTER ALU - 40 LITER - 945 X 246 MM (BETRIEBSDRUCK MIN. 10 BAR) RESERVOIR D'AIR ALU - 40 LITRE - 945 X 246 MM (PRESSION DE TRAVAIL MIN 10 BAR) |
|  | 65RKE035 | LUCHTKETEL ALU - 60 LTR - 396/591 MET BEUGEL (9.5 BAR - ZWART GECOAT) AIR TANK ALU - 60 LITER - 396/591 WITH BRACKET (9.5 BAR - BLACK COATED) LUFTBEHÄLTER ALU - 60 LITER - 396/591 MIT HALTERUNG (9.5 BAR - SCHWARZ BESCHICHTET) RESERVOIR D'AIR ALU - 60 LITRE - 396/591 AVEC SUPPORT (9,5 BAR - NOIR) |

CHASSIS-ONDERDELEN

| | Article | Description |
|---|----------|--|
|  | 65RKE036 | LUCHTKETEL ALU - 80 LTR - 396/758 MET BEUGEL (9.5 BAR - ZWART GECOAT) AIR TANK ALU - 80 LITER - 396/758 WITH BRACKET (9.5 BAR - BLACK COATED) LUFTBEHÄLTER ALU - 80 LITER - 396/758 MIT HALTERUNG (9.5 BAR - SCHWARZ BESCHICHTET) RÉSERVOIR D'AIR ALU - 80 LITRE - 396/758 AVEC SUPPORT (9,5 BAR - NOIR) |
|  | 65RKE042 | LUCHTKETEL ALUMINIUM - 100LITER - 396/925 BEUGEL - NORM EN286-2 - PS 9.5 BAR - ZWART GECOAT AIR TANK ALUMINIUM - 100 LITER - 396/925 BRACKET - STANDARD EN286-2 - PS 9.5 BAR - BLACK COATED LUFTBEHÄLTER ALUMINIUM - 100 LITER - 396/925 HALTERUNG - STANDARD EN286-2 - PS 9.5 BAR - SCHWARZ BESCHICHTET RÉSERVOIR D'AIR ALUMINIUM - 100 LITRE - 396/925 SUPPORT - STANDARD EN286-2 - PS 9,5 BAR - NOIR |
|  | 65RKE044 | LUCHTKETEL ALU - 80 LTR- 310/1165 MET BEUGEL (PS 10 BAR - ZWART GECOAT) AIR TANK ALU-80 LTR-310/1165 WITH BRACKET (PS 10 BAR-BLACK COATED) LUFTBEHÄLTER ALU-80 LTR-310/1165 MIT HALTERUNG (PS 10 BAR-SCHWARZ BESCHICHTET) RÉSERVOIR D'AIR ALU-80 LTR-310/1165 AVEC SUPPORT (PS 10 BAR-ENDUIT NOIR) |
|  | 65RKE045 | LUCHTKETEL ALU - 60 LTR- 310/900 MET BEUGEL (PS 10 BAR - ZWART GECOAT) AIR TANK ALU - 60 LITER- 310/900 WITH BRACKET (PS 10 BAR - BLACK COATED) LUFTBEHÄLTER ALU - 60 LITER- 310/900 MIT HALTERUNG (PS 10 BAR - SCHWARZ BESCHICHTET) RÉSERVOIR D'AIR ALU - 60 LITRE - 310/900 AVEC SUPPORT (PS 10 BAR - NOIR) |
|  | 65RKE046 | LUCHTKETEL-ALUMINIUM 80LITER 396/758 BEUGEL (PS 9.5 BAR - ZWART GECOAT) AIR TANK-ALUMINIUM 80 LITER 396/758 BRACKET (PS 9.5 BAR - BLACK COATED) LUFTBEHÄLTER-ALUMINIUM 80 LITER 396/758 HALTERUNG (PS 9.5 BAR - SCHWARZ BESCHICHTET) RÉSERVOIR D'AIR-ALUMINIUM 80 LITRE 396/758 SUPPORT (PS 9,5 BAR - NOIR ENDUIT) |
|  | 65RKE047 | LUCHTKETEL ALUMINIUM 100LITER 396/925 BEUGEL (ZWART GECOAT) AIR TANK ALUMINIUM 100 LITER 396/925 BRACKET (BLACK COATED) LUFTBEHÄLTER ALUMINIUM 100 LITER 396/925 HALTERUNG (SCHWARZ BESCHICHTET) RESERVOIR D'AIR ALUMINIUM 100 LITRE 396/925 SUPPORT - ENDUIT NOIR |
|  | 66ARD006 | AARDINGSPEN DIAMETER 12 X 70 GROUNDING PIN DIAMETER 12 X 70 ERDUNGSANSCHLUSS DURCHMESSER 12 X 70 DIAMÈTRE DE GOUPILLE DE MISE À LA TERRE 12 X 70 |

CHASSIS-ONDERDELEN

| | Article | Description |
|--|----------|--|
|  | 66ARD009 | <p>AARDKABELHASPEL INCL. KLEM MET OPSPOELREM (15 METER)</p> <p>GROUNDING CABLE REEL INCL. CLAMP WITH SPOOLER BRAKE (15 METRES)</p> <p>ERDUNGSKABEL REEL INKL. KLEMME MIT SPOOLER-BREMSE (15 METER)</p> <p>BOBINE DE CÂBLE DE MISE À LA TERRE INCL. PINCE AVEC FREIN SPOOLER (15 MÈTRES)</p> |
|  | 66STC081 | <p>ADAPTERBLOK 15 POLIG NAAR 2X7 POLIG</p> <p>ADAPTER BLOCK 15 PIN TO 2X7 PIN</p> <p>ADAPTER-BSCHLOSS 15 PIN TO 2X7 PIN</p> <p>BLOC ADAPTATEUR 15 BROCHES A 2X7 BROCHES</p> |
|  | 66VNC033 | <p>NUMMERPLAATHOUDER LAG UITVOERING</p> <p>LICENSE HOLDER PLATE</p> <p>LIZENZHALTERPLATTE</p> <p>PLAQUE DE SUPPORT DE LICENCE</p> |
|  | 66VZC001 | <p>ZWAAILAMP (HALOGEEN) 2RL 008061-111</p> <p>BEACON LIGHT (HALOGEN) 2RL 008061-111</p> <p>WARNSCHILDAL LEUCHTE (HALOGEN) 2RL 008061-111</p> <p>BALISE LUMINEUSE (HALOGEN) 2RL 008061-111</p> |
|  | 66VZC021 | <p>ZWAAILAMP , LED , ORANJE</p> <p>BEACON LIGHT, LED, ORANGE</p> <p>WARNSCHILDAL LEUCHTE, LED, ORANGE</p> <p>BALISE LUMINEUSE, LED, ORANGE</p> |
|  | 67ADR011 | <p>ADR-BORD,VOOR SLEDE,DUBBELZIJDIG,ROESTVRIJSTAAL (MET HAAK)</p> <p>ADR-SIGN, FOR CARRIAGE, CAN BE USED DOUBLE SIDED, STAINLESS STEEL VERSION (WITH HOOK)</p> <p>ADR-SCHILD, FÜR WAGEN, KANN DOPPELSEITIG GENUTZT WERDEN, EDELSTAHL-VERSION (MIT HAKEN)</p> <p>SIGNAUX ADR, DE REMORQUE, PEUT ÊTRE UTILISÉ DOUBLE FACE, VERSION D'ACIER INOXYDABLE (AVEC CROCHET)</p> |
|  | 67ADR015 | <p>ADR INOX CIJFERSET 39-DELIG (INCL. ETUI 135X93,5)</p> <p>ADR STAINLESS STEEL FIGURE SET 39-PIECE (INCL. ETUI 135X93.5)</p> <p>ADR EDELSTAHL FIGUR SET 39-TEILE (INKL. ETUI 135X93.5)</p> <p>ADR ACIER INOXYDABLE FIGURE ENSEMBLE 39 PIECES (Y COMPRIS ETUI 135X93.5)</p> |

CHASSIS-ONDERDELEN

| | Article | Description |
|--|----------|--|
|  | 67ADR018 | ADR-BORDSLEDE, MULTI PLAATH., BEUGEL+SLOT-CLIP ADR-SIGN CARRIAGE, MULTI PLATE HOLDER, BRACKET + SLOT-CLIP ADR-SCHILD WAGEN, MULT-PLATTENHALTER, HALTERUNG + SLOT-CLIP "SIGNAUX ADR, REMORQUE, SUPPORT MULTI PLAQUES, SUPPORT + FENTE-CLIP" |
|  | 67ADR020 | ADR INOX BORD, MET MONTAGEPLAAT ADR STAINLESS STEEL SIGN, WITH MOUNTING PLATE ADR EDELSTAHL SCHILD, MIT MONTAGEPLATTE SIGNAUX ADR ACIER INOXYDABLE AVEC PLAQUE DE MONTAGE |
|  | 67ADR021 | GEVARENETIKET, KLASSE 3 EN 5.1, ALU DR, DUBZIJDIG (300X300X2MM) HAZARD LABEL, CLASS 3 AND 5.1, ALUMINIUM DOUBLE-SIDED (300X300X2MM) GEFAHRENKENNZEICHNUNG, KLASSE 3 UND 5.1, ALUMINIUM DOPPELSEITIG (300X300X2MM) ÉTIQUETTE DE DANGER, CLASSE 3 ET 5.1, ALUMINIUM DOUBLE FACE (300X300X2MM) |
|  | 67ADR023 | GEVAREN ETIKET, KLASSE 3, ALUMINIUM DR, ENKZ (300X300X2MM) HAZARD LABEL, CLASS 3, ALUMINIUM, SINGLE-SIDED (300X300X2MM) GEFAHRENKENNZEICHNUNG, KLASSE 3, ALUMINIUM, EINSEITIG (300X300X2MM) ÉTIQUETTE DE DANGER, CLASSE 3, ALUMINIUM, SIMPLE (300X300X2MM) |
|  | 67ADR024 | GEVARENETIKET, KLASSE 4.1, ALUMINIUM DR, ENKZIJDIG (300X300X2MM) HAZARD LABEL, CLASS 4.1, ALUMINIUM, SINGLE-SIDED (300X300X2MM) GEFAHRENKENNZEICHNUNG, KLASSE 4.1, ALUMINIUM, EINSEITIG (300X300X2MM) ÉTIQUETTE DE DANGER, CLASSE 4.1, ALUMINIUM, SIMPLE (300X300X2MM) |
|  | 67ADR027 | GEVARENETIKET, KLASSE 8, ALUMINIUM DR, ENKZIJDIG (300X300X2MM) HAZARD LABEL, CLASS 8, ALUMINIUM, SINGLE-SIDED (300X300X2MM) GEFAHRENKENNZEICHNUNG, KLASSE 8, ALUMINIUM, EINSEITIG (300X300X2MM) ÉTIQUETTE DE DANGER, CLASSE 8, ALUMINIUM, SIMPLE (300X300X2MM) |
|  | 67ADR028 | GEVARENETIKET, KLASSE 9, ALUMINIUM DR, ENKZIJDIG (300X300X2MM) HAZARD LABEL, CLASS 9, ALUMINIUM, SINGLE-SIDED (300X300X2MM) GEFAHRENKENNZEICHNUNG, KLASSE 9, ALUMINIUM, EINSEITIG (300X300X2MM) ÉTIQUETTE DE DANGER, CLASSE 9, ALUMINIUM, SIMPLE (300X300X2MM) |

CHASSIS-ONDERDELEN

| | Article | Description |
|---|----------|---|
|  | 67ADR032 | ADR-BORD ORANJE - Klapbaar (ALUMINIUM ZWARTE RAND) ADR-SIGN ORANGE - FOLDING (ALUMINIUM BLACK EDGE) ADR-SCHILD ORANGE - FALTBAR (ALUMINIUM SCHWARZ UMRANDET) SIGNAUX ADR ORANGE - PLIANT (ALUMINIUM BORD NOIR) |
|  | 67ADR059 | ADR-BORD,SCHUIFBORD ,TRI-CODE ADR-SIGN, SLIDER SIGN, TRI-CODE ADR-SCHILD, SCHIEBESCHILD, TRI-CODE SIGNAUX ADR PLAQUE COULISSANTE, TRI-CODE |
|  | 67ADR080 | SLEDE GEVARENETIKET ADR UNIV.ROESTVRIJSTAAL -VERDR.CLIP (300X300X0,8MM) CARRIAGE HAZARD LABEL ADR UNIV. STAINLESS STEEL -VERDR.CLIP (300X300X0,8MM) WAGEN GEFAHRENKENNZEICHNUNG ADR UNIV. EDELSTAHL -VERDR.CLIP (300X300X0,8MM) ÉTIQUETTE DE DANGER DE TRANSPORT ADR UNIV. ACIER INOXYDABLE - VERDR.CLIP (300X300X0,8MM) |
|  | 67ADR094 | GEV.ETIKET, MILIEUGEVAARLIJK,300X300X2,ZW/WIT HAZARD LABEL, ENVIRONMENTAL HAZARD, 300X300X2, BLACK/WHITE GEFAHRENKENNZEICHNUNG, UMWELTGEFÄHRDUNG, 300X300X2, SCHWARZ/WEIß ÉTIQUETTE DE DANGER, DANGER POUR L'ENVIRONNEMENT, 300X300X2, NOIR / BLANC |
|  | 67ADR158 | ADR MULTICODE 2-IN-1, OPVOUWBAAR ADR MULTICODE 2-IN-1, FOLDABLE ADR MULTICODE 2-IN-1, FALTBAR ADR MULTICODE 2-EN-1, PLIABLE |
|  | 67BRB029 | BRANDBLUSSER KOFFER , FICHET, DIA MAX.200, MAX.H=620 FIRE EXTINGUISHER CASE, FICHET, DIAMETER MAX.200, MAX. H = 620 FEUERLÖSCHER CASE, FICHET, DURCHMESSER MAX.200, MAX. H = 620 BOITIER D'EXTINCTEUR, FICHET, DIAMÈTRE MAX.200, MAX. H = 620 |
|  | 67BRB050 | BRANDBLUSSER, SAVAL G9C,9 KG, ABC , (BELGIE TOELATING) FIRE EXTINGUISHER, SAVAL G9C, 9 KG, ABC, (BELGIUM PERMITTED) FEUERLÖSCHER, SAVAL G9C, 9 KG, ABC, (IN BELGIEN ZUGELASSEN) EXTINCTEUR, SAVAL G9C, 9 KG, ABC, (SELON LOI BELGE) |

| | Article | Description |
|---|----------|--|
|  | 67BRB053 | BRANDBLUSSER,SAVAL G6C,6 KG,ABC,NEDERLAND |
|  | 67BRB085 | BRANDBLUSSER,GLORIA PD6GA,6KG,ABC GOEDKEURINGEN: GB/SE/CZ/RO/DK/LT/LV/PL FIRE EXTINGUISHER, GLORIA PD6GA, 6KG, ABCAPPROVALS: GB / SE / CZ / RO / DK / LT / LV / PL |
|  | 67BRB087 | BRANDBLUSSER,GLORIA PD9GA,9KG,ABC GOEDKEURINGEN: GB/DE/FR/EE/PL/IT/HU/RU/AE FIRE EXTINGUISHER, GLORIA PD9GA, 9KG, ABCAPPROVALS: GB / DE / FR / EE / PL / IT / HU / RU / AE |
|  | 67BUM002 | BUMPER, ALUMINIUM GEANODISEERD.130X90 L=2400 EEG, ALUSUISSE BUMPER, ALUMINIUM ANODIZED.130X90 L = 2400 EEG, ALUSUISSE STOßSTANGE, ALUMINIUM ELOXIERT.130X90 L = 2400 EEG, ALUSUISSE PARE-CHOCS, ALUMINIUM ANODIZED.130X90 L = 2400 EEG, ALUSUISSE |
|  | 67BUM005 | EINDSTUK LINKS + RECHTS RUBBER , ALUMINIUM SUISSE S-160 END PIECE LEFT + RIGHT RUBBER FOR BUMPER, ALUMINIUM SUISSE S-160 ENDSTÜCK LINKS + RECHTS GUMMI FÜR STOßSTANGE, ALUMINIUM SUISSE S-160 PIÈCE D'EXTRÉMITÉ GAUCHE + CAOUTCHOUC DROIT POUR PARE-CHOCS, ALUMINIUM SUISSE S-160 |
|  | 67BUM006 | KUNSTSTOF AFDEKSTRIP VOOR BUMPER 67BUM001 PLASTIC COVER STRIP FOR BUMPER 67BUM001 KUNSTSTOFF COVER STRIP FÜR STOßSTANGE 67BUM001 BANDE DE COUVERTURE EN PLASTIQUE POUR PARE-CHOC 67BUM001 |
|  | 67BUM007 | RUBBER EINDSTUK VOOR ALUMINIUM PROFIEL 234X101X30 RUBBER END PIECE FOR ALUMINIUM PROFILE 234X101X30 GUMMI ENDSTÜCK FÜR ALUMINIUM PROFILE 234X101X30 PIÈCE EN CAOUTCHOUC D'EXTREMITE POUR PROFIL EN ALUMINIUM 234X101X30 |

CHASSIS-ONDERDELEN

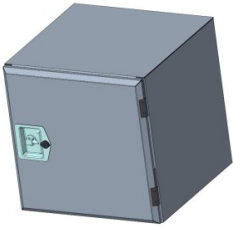






| | Article | Description |
|---|----------|--|
|  | 67BUM031 | BEVESTIGING BREEDTELICHT OP ASPOCK BUMPER ATTACHMENT WIDTH LIGHT ON ASPOCK BUMPER BREITE LICHT BEFESTIGUNG AUF ASPOCK STOßSTANGE ATTACHE LUMIÈRE DE LARGEUR SUR PARE-CHOCS ASPOCK |
|  | 67BUM032 | EINDKAPPEN ASPOCK BUMPER RECHTS + LINKS END CAPS ASPOCK BUMPER RIGHT + LEFT ABSCHLUSSKAPPEN ASPOCK STOßSTANGE RECHTS + LINKS PIÈCES D'EXTREMITÉ POUR PARE-CHOCS ASPOCK DROIT + GAUCHE |
|  | 67BUM035 | BUMPER ALUMINIUM COMPLEET INCLUSIEF VERLICHTING ASPOCK EUROPOINT II BUMPER ALUMINIUM COMPLETE INCLUDING LIGHTING ASPOCK EURO POINT II STOßFÄNGER ALUMINIUM INKL. BELEUCHTUNG EURO POINT II PARE-CHOCS ALUMINIUM INCL. ÉCLAIRAGE ASPOCK EURO POINT II |
|  | 67BUM036 | BUMPER, ALUMINIUM GEANODISEERD - 130X90 L=2400 (EEG KEUR), ALUSUISSE BUMPER, ALUMINIUM ANODIZED - 130X90 L = 2400 (EEC CERT.), ALUSUISSE STOßSTANGE, ALUMINIUM ELOXIERT - 130X90 L = 2400 (EEC CERT.), ALUSUISSE PARE-CHOCS, ALUMINIUM ANODISÉ - 130X90 L = 2400 (CERT. CEE), ALUSUISSE |
|  | 67BUM037 | BUMPER+ LICHTKAST ALUMINIUM GEANODISEERD, ONGEBOORD BUMPER + LIGHT CASE ALUMINIUM ANODIZED, UNDRILLED STOßSTANGE + LICHTGEHÄUSE ALUMINIUM ELOXIERT, UNGEBOHRT PARE-CHOCS + BOITIER LUMINEUX ALUMINIUM ANODISÉ, NON REMPLI |
|  | 67BUM070 | LICHTKAST (UNIVERSEEL) - ROESTVRIJSTAAL - LASMONTAGE LIGHT CASE (UNIVERSAL) - STAINLESS STEEL - WELD ASSEMBLY LICHTGEHÄUSE (UNIVERSAL) - EDELSTAHL - SCHWEIßMONTAGE BOITIER LUMINEUX (UNIVERSEL) - ACIER INOXYDABLE - ENSEMBLE SOUDURE |
|  | 67BUM082 | BUMPER+ LICHTKAST COMPLEET, ALUMINIUM, GEBOORD (14-4164-407) BUMPER + LIGHT CASE COMPLETE, ALUMINIUM, DRILLED (14-4164-407) STOßSTANGE + LICHTGEHÄUSE KOMPLETT, ALUMINIUM, GEBOHRT (14-4164-407) PARE-CHOCS + ÉTUI LUMINEUX COMPLET, ALUMINIUM, PERCÉ (14-4164-407) |

CHASSIS-ONDERDELEN








| | Article | Description |
|---|----------|---|
|  | 67BUM083 | <p>BUMPER COMPLEET MET VERLICHTING - ALUMINIUM GEANODISEERD + 2X EUROPOINT III + 2X BREEDELICHT.</p> <p>BUMPER COMPLETE WITH LIGHTING - ALUMINIUM ANODIZED + 2X EUROPOINT III + 2X WIDTH LIGHT.</p> <p>STOßSTANGE KOMPLETT MIT BELEUCHTUNG - ALUMINIUM ELOXIERT + 2X EUROPOINT III + 2X BREITE LICHT.</p> <p>PARE-CHOCS COMPLET AVEC ÉCLAIRAGE - ALUMINIUM ANODISÉ + 2X EUROPOINT III + 2X LUMIERE DE LARGEUR</p> |
| | 67BUM102 | <p>BUMPER, ALU, L=2400</p> <p>BUMPER,ALU, L=2400</p> <p>STOßSTANGE,ALU, L=2400</p> <p>PARE-CHOCS,ALU, L=2400</p> |
|  | 67DOK002 | <p>DOCUMENTHOUDER, WATERDICHT MET KETTING EN BRANDVRIJ (DIAMETER=100MM, LENGTE =350, GRIJS, ADR)</p> <p>DOCUMENT HOLDER, WATERPROOF WITH CHAIN AND NON-FLAMMABLE (DIAMETER = 100MM, LENGTH = 350, GREY, ADR)</p> <p>DOKUMENTENHALTER, WASSERDICHT MIT KETTE UND NICHT BRENNBAR (DURCHMESSER = 100MM, LÄNGE = 350, GRAU, ADR)</p> <p>PORTE-DOCUMENTS, IMPERMÉABLE AVEC CHAÎNE ET ININFLAMMABLE (DIAMÈTRE = 100MM, LONGUEUR = 350, GRIS, ADR)</p> |
|  | 67DOK003 | <p>DOCUMENTHOUDER,DIAMETER=125MM,L=345,ZWART MET KETTING</p> <p>DOCUMENT HOLDER, DIAMETER = 125MM, LENGTH = 345, BLACK WITH CHAIN</p> <p>DOKUMENTENHALTER, DURCHMESSER = 125MM, LÄNGE = 345, SCHWARZ MIT KETTE</p> <p>PORTE-DOCUMENTS, DIAMETRE = 125MM, LONGUEUR = 345, NOIR AVEC CHAÎNE</p> |
|  | 67DOK004 | <p>DOCUMENTKOFFER, FICHET, TYPE RIMBOX 300</p> <p>DOCUMENT CASE, FICHET, RIM BOX TYPE 300</p> <p>DOKUMENTENTASCHE, FICHET, FELGE BOX TYP 300</p> <p>DOCUMENT CASE, FICHET, RIM BOX TYPE 300</p> |
|  | 67DOK014 | <p>DOCUMENTHOUDER,DIAMETER=125MM,L=345,ZWART MET KETTING</p> <p>DOCUMENT HOLDER (DIAMETER=125MM / L=345 / BLACK WITH CHAIN)</p> <p>DOKUMENTENHALTER (DURCHMESSER=125MM / L=345 / SCHWARZ MIT KETTE)</p> <p>PORTE-DOCUMENTS (DIAMETRE = 125MM / L = 345 / NOIR AVEC CHAÎNE)</p> |
|  | 67FEH001 | <p>FERRYHAAK L-OOG=202,H=120,L-HOUDER=120 H=35 (GETEST 36TON)</p> <p>FERRY HOOK EYE LENGTH = 202 / HEIGHT 120 / HOLDER LENGTH 120 / HEIGHT 35 (TESTED 36TONNES)</p> <p>FERRY HOOK EYE LÄNGE = 202 / HÖHE 120 / HALTER LÄNGE 120 / HÖHE 35 (TESTED 36TONNES)</p> <p>CROCHET DE FERRY LONGUEUR DES OEILLETES = 202 / HAUTEUR 120 / LONGUEUR DU SUPPORT 120 / HAUTEUR 35 (TESTÉ 36TONNES)</p> |

CHASSIS-ONDERDELEN

| | Article | Description |
|---|----------|--|
|  | 67FSV002 | KUNSTSTOF EINDSTUK VOOR ALUMINIUM PROFIEL 100 X 100 PLASTIC END PIECE FOR ALUMINIUM PROFILE 100 X 100 KUNSTSTOFF ENDSTÜCK FÜR ALUMINIUM PROFIL 100 X 100 PIECE EN PLASTIQUE POUR PROFIL EN ALUMINIUM 100 X 100 |
|  | 67FSV003 | KUNSTSTOF EINDSTUK VOOR ALUMINIUM PROFIEL 100 X 30 PLASTIC END PIECE FOR ALUMINIUM PROFILE 100 X 30 KUNSTSTOFF ENDSTÜCK FÜR ALUMINIUM PROFIL 100 X 30 PIECE EN PLASTIQUE POUR PROFIL EN ALUMINIUM 100 X 30 |
|  | 67FSV006 | BEVEVESTIGING SET FIETSENVANGER, ROESTVRIJSTAAL, KLAPBAAR L=700 MM SIDEGUARD ATTACHMENT SET, STAINLESS STEEL, FOLDING L = 700 MM SEITENSCHIRM BEFESTIGUNG SET, EDELSTAHL, FALTBARE L = 700 MM ENSEMBLE DE FIXATION POUR GARDE-BOUE, ACIER INOXYDABLE, PLIANT L = 700 MM |
|  | 67FSV015 | BORGKLEM FIETSENVANGER, RVS (VOOR KLAPSTEUN 67FSV006) LOCK CLAMP SIDE GUARD PROTECTION, STAINLESS STEEL (FOR FOLDING SUPPORT 67FSV006) SCHLOSSKLEMMEN-SEITENSCHUTZSCHUTZ, EDELSTAHL (FÜR FALTSSTÜTZE 67FSV006) PROTECTION DE GARDE D'EAU LATÉRALE DE SERRURE, ACIER INOXYDABLE (POUR SUPPORT PLIANT 67FSV006) |
|  | 67GRK001 | OPBERGKIST KUNSTSTOF TYPE 103, 750 X 430 X 450 STORAGE BOX PLASTIC TYPE 103, 750 X 430 X 450 AUFBEWAHRUNGSBOX KUNSTSTOFF TYP 103, 750 X 430 X 450 BOÎTE DE RANGEMENT EN PLASTIQUE TYPE 103, 750 X 430 X 450 |
|  | 67GRK003 | KIST FICHET, TYPE 105, RIMBOX 1040X490X480 FICHET CHEST, TYPE 105, RIMBOX 1040X490X480 FICHET CHEST, TYP 105, RIMBOX 1040X490X480 COFFRE FICHET, TYPE 105, RIMBOX 1040X490X480 |
|  | 67GRK107 | KIST ; RVS HOOGGLANS; 500X750X500 BOX ; STAINLESS STEEL HIGH GLOSS; 500X750X500 BOX; EDELSTAHL HOCHGLÄNZEND; 500X750X50 BOÎTE ; ACIER INOXYDABLE BRILLANT ; 500X750X500 |

| | Article | Description |
|---|----------|---|
|  | 67GRK109 | KIST RVS 500X500X500 BOX STAINLESS STEEL 500X500X500 BOX EDELSTAHL 500X500X500 COFFRET INOX 500X500X500 |
|  | 67MKB016 | SET MARKERINGSSTICKER, GETROKKEN VOERTUIG, ECE70 (566X197MM) MARKING STICKER SET, TOWED VEHICLE, ECE70 (566X197MM) KENNZEICHNUNGS-AUFKLEBER SET, ABGESCHLEPPTES FAHRZEUG, ECE70 (566X197MM) ENSEMBLE AUTOCOLLANT DE MARQUAGE, VÉHICULE REMORQUÉ, ECE70 (566X197MM) |
|  | 67MKB039 | 1 STUK MARKERINGSBORD, GETROKKEN VOERTUIG , 566X197 1 PIECE MARKING SIGN, TOWED VEHICLE, 566X197 1 KENNZEICHNUNGS-SCHILD, ABGESCHLEPPTES FAHRZEUG, 566X197 SIGNE DE MARQUAGE 1 PIÈCE, VÉHICULE REMORQUÉ, 566X197 |
|  | 67RLK013 | INBOUWSLOT ROL-EN SCHUIFLUIK BUILT-IN LOCK ROLLING AND SLIDING SHUTTER EINGEBAUTES SCHLOSS ROLLING UND SLIDING SHUTTER OBTURATEUR DE ROULEMENT ET DE COULISSEMENT INTÉGRÉ |
|  | 67RWD002 | HENDEL RESERVEWIELDRAGER LANG MODEL HANDLE SPARE WHEEL CARRIER LONG MODEL GRIFF RESERVERADHALTERUNG LANGES MODELL POIGNÉE PORTE-ROUE DE SECOURS MODÈLE LONG |
|  | 67RWD003 | LIER RESERVEWIELDRAGER MET HAAKSE SMEERNIPPEL WINCH SPARE WHEEL CARRIER WITH RIGHT-ANGLE LUBRICATION NIPPLE WINDEN-RESERVERADTRÄGER MIT RECHTWINKLIGEM SCHMIERNIPPEL PORTE-ROUE DE RECHANGE DE TREUIL AVEC MAMELON DE LUBRIFICATION À ANGLE DROIT |
|  | 67RWD016 | HAAK RESERVEWIELDRAGER RVS - KORT MODEL VOOR - ET0 VELGEN HOOK SPARE WHEEL CARRIER (STAINLESS STEEL - SHORT MODEL) HAKEN RESERVERADHALTERUNG (EDELSTAHL - KURZES MODELL) CROCHET PORTE-ROUE DE RECHANGE (ACIER INOXYDABLE - MODÈLE COURT) |

CHASSIS-ONDERDELEN

| | Article | Description |
|---|----------|--|
|  | 67SBB003 | SPATBORDSTEUN; DOORZET 100; L800; D42 MUDGUARD BRACKET; THROUGHPUT 100; L800; D42 KOTFLÜGEL HALTERUNG; DURCHSATZ 100; L800; D42 SUPPORT DE GARDE-BOUE; RENDEMENT 100; L800; D42 |
|  | 67SBB008 | SPATBORDSTEUN STAAL;DIAMETER 42.4 X L555 (ZWART POEDERCOATED) MUDGUARD BRACKET STEEL (DIAMETER 42.4 X L555) KOTFLÜGEL HALTERUNG STAHL (DURCHMESSER 42.4 X L555) SUPPORT DE GARDE-BOUE EN ACIER (DIAMÈTRE 42,4 X L555) |
|  | 67SBB009 | SCHIJF SPATBORDSTEUNBEVESTIGING DISC MUDGUARD BRACKET ATTACHMENT (PLATE STEEL 5D) SCHEIBEN KOTFLÜGEL BEFESTIGUNGSWINKEL (PLATTEN-STAHL 5D) ATTACHE DE SUPPORT DE GARDE-BOUE A DISC (PLAQUE ACIER 5D) |
|  | 67SBB010 | SPATBORDSTEUN STAAL; DIAMETER 42.4XL505 MUDGUARD BRACKET STEEL (DIAMETER 42.4XL505) KOTFLÜGEL HALTERUNG STAHL (DURCHMESSER 42.4XL505) SUPPORT DE GARDE-BOUE EN ACIER (DIAMÈTRE 42.4XL505) |
|  | 67SBB012 | SPATBORDSTEUN-RVS (DIAMETER42 / 4X605) MUDGUARD BRACKET - STAINLESS STEEL (DIAMETER 42 / 4X605) KOTFLÜGEL HALTERUNG - EDELSTAHL (DURCHMESSER 42 / 4X605) SUPPORT DE GARDE-BOUE - ACIER INOXYDABLE (DIAMETRE 42 / 4X605) |
|  | 67SBK044 | SPATBORD PARLOK, KUNSTSTOF B:405 R:635 SP:1270 H:595 FENDER PARLOK, PLASTIC B:405 R:635 SP: 1270 H:595 FENDER PARLOK, KUNSTSTOFF B:405 R:635 SP: 1270 H:595 FENDER PARLOK, PLASTIC B:405 R:635 SP: 1270 H:595 |
|  | 67SBK061 | SPATBORD, KUNSTSTOF B=430 R=650 SP=1300 H=580 (WITTE LIJN) MUDGUARD, PLASTIC B = 430 R = 650 SP = 1300 H = 580 (WHITE LINE) KOTFLÜGEL, KUNSTSTOFF B = 430 R = 650 SP = 1300 H = 580 (WEIßE LINIE) GARDE-BOUE EN PLASTIQUE B = 430 R = 650 SP = 1300 H = 580 (LIGNE BLANCHE) |

CHASSIS-ONDERDELEN

| | Article | Description |
|---|----------|---|
|  | 67SBK062 | SPATBORD, KUNSTSTOF B=430 R=650 SP=1300 H=690 (WITTE LIJN) MUDGUARD, PLASTIC B = 430 R = 650 SP = 1300 H = 690 (WHITE LINE) KOTFLÜGEL, KUNSTSTOFF B = 430 R = 650 SP = 1300 H = 690 (WEIßE LINIE) GARDE-BOUE EN PLASTIQUE B = 430 R = 650 SP = 1300 H = 690 (LIGNE BLANCHE) |
|  | 67SBK063 | SPATBORD, KUNSTST. B=430 R=650 SP=670 H=145 (WHITE BORDER) MUDGUARD, PLASTIC B = 430 R = 650 SP = 670 H = 145 (WHITE BORDER) KOTFLÜGEL, KUNSTSTOFF B = 430 R = 650 SP = 670 H = 145 (WEIßE UMRANDUNG) GARDE-BOUE EN PLASTIQUE B = 430 R = 650 SP = 670 H = 145 (BORDURE BLANCHE) |
|  | 67SBK091 | SPATBORD, KUNSTSTOF B=450 R=650 SP=1300 H=580 (WHITE LINE) FENDER, PLASTIC B = 450 R = 650 SP = 1300 H = 580 (WHITE LINE) KOTFLÜGEL, KUNSTSTOFF B = 450 R = 650 SP = 1300 H = 580 (WEIßE LINIE) FENDER, PLASTIC B = 450 R = 650 SP = 1300 H = 580 (LIGNE BLANCHE) |
|  | 67SBK099 | VERSTELBARE KUNSTSTOF STEUN VOOR SPATBORD ADJUSTABLE PLASTIC BRACKET FOR MUDGUARD ANPASSBARE KUNSTSTOFF-HALTERUNG FÜR KOTFLÜGEL SUPPORT PLASTIQUE RÉGLABLE POUR GARDE-BOUE |
|  | 67SBK100 | SPATBORD, KUNSTSTOF B=430 R=650 SP=1300 H=690 MUDGUARD, PLASTIC (B = 430 R = 650 SP = 1300 H = 690) KOTFLÜGEL, KUNSTSTOFF (B = 430 R = 650 SP = 1300 H = 690) GARDE-BOUE EN PLASTIQUE (B = 430 R = 650 SP = 1300 H = 690) |
|  | 67SBK101 | SPATBORD KUNSTSTOF MET VERSTELBARE MONTAGE BEUEGELS (B=430 R=650 SP=1300 H=690) MUDGUARD PLASTIC WITH ADJUSTABLE MOUNTING BRACKETS (B = 430 R = 650 SP = 1300 H = 690) KOTFLÜGEL KUNSTSTOFF MIT ANPASSBAREN HALTERUNGEN (B = 430 R = 650 SP = 1300 H = 690) PLASTIQUE DE GARDE-BOUE AVEC SUPPORTS DE MONTAGE RÉGLABLES (B = 430 R = 650 SP = 1300 H = 690) |
|  | 67SBK121 | SPATBORD, KUNSTSTOF B=430 R=650 SP=1300 H=690 RECHTSE UITVOERING VERSTELBARE SPATLAP FENDER, PLASTIC W=430 R=650 SP=1300 H=690 RIGHT HAND EDITION ADJUSTABLE MUDFLAP KOTFLÜGEL, KUNSTSTOFF B=430 R=650 SP=1300 H=690 VERSTELLBARER SCHMUTZFÄNGER IN DER RECHTEN AUSFÜHRUNG GARDE-BOUE, PLASTIQUE W=430 R=650 SP=1300 H=690 BAVETTE RÉGLABLE ÉDITION DROITE |

| | Article | Description |
|--|----------|--|
|  | 67SBK122 | SPATBORD,KUNSTSTOF B=430 R=650 SP=1300 H=690 LINKSE UITVOERING VERSTELBARE SPATLAP FENDER,PLASTIC W=430 R=650 SP=1300 H=690LEFT VERSION ADJUSTABLE MUD FLAP KOTFLÜGEL, KUNSTSTOFF B=430 R=650 SP=1300 H=690LINKE VERSION EINSTELLBARER SCHMUTZFÄNGER GARDE-BOUE, PLASTIQUE W=430 R=650 SP=1300 H=690GARDE-BOUE RÉGLABLE VERSION GAUCHE |
|  | 67SBS042 | SPATBORD ALUMINIUM FENDER ALUMINUM FENDER ALUMINIUM GARDE-BOUE ALUMINIUM |
|  | 67SLP003 | SPATLAP ANTISPRAY CLEAR PASS H=900 W=420 MET LAG LOGO MUD GUARDS SETS ANTI SPRAY CLEAR PASS H = 900 W = 420 WITH LAG LOGO SCHLAMMSCHUTZ SETS ANTI-SPRAY CLEAR PASS H = 900 W = 420 MIT LAG LOGO GARDES DE BOUE ENSEMBLES ANTI SPRAY CLEAR PASSE H = 900 W = 420 AVEC LE LOGO LAG |
|  | 67SLP009 | SPATLAP ANTISPRAY CLEAR PASS H=1065 B=450 MET LAG LOGO MUDGUARD ANTI-SPRAY CLEAR PASS H=1065 B=450 (TYPE LAG) KOTFLÜGEL ANTI-SPRAY CLEAR PASS H=1065 B=450 (TYP LAG) GARDE-BOUE ANTI ECLABOUSSURES CLEAR PASS H = 1065 B = 450 (TYPE LAG) |
|  | 67SLP017 | SPATLAP NATUR/SBR HOOGTE=400 BREEDTE=400 DIKTE=7 LAG LOGO (ZONDER ANTI SPRAY!) MUDGUARD NATURAL/SBR HEIGHT=400 WIDTH=400 THICKNESS=7 (TYPE LAG) KOTFLÜGEL NATUR/SBR HÖHE=400 BREITE=400 THICKNESS=7 (TYP LAG) GARDE-BOUE NATUREL/SBR HAUTEUR = 400 LARGEUR = 400 EPAISSEUR = 7 (TYPE LAG) |
|  | 67SLP018 | SPATLAP NATUR/SBR H=920 B=500 LAG PSA |
| | 67SLP051 | SPATLAP ANTISPRAY CLEAR PASS H=900 B=390 LAG MUDGUARD ANTI-SPRAY CLEAR PASS H=900 B=390 (TYPE LAG) KOTFLÜGEL ANTI-SPRAY CLEAR PASS H=900 B=390 (TYP LAG) GARDE-BOUE ANTI ECLABOUSSURES CLEAR PASS H=900 B=390 (TYPE LAG) |

| | Article | Description |
|---|----------|--|
|  | 67SLP091 | Spatlap Mudflap Schmutzfänger Bavette |
|  | 67SLP093 | Spatlap Mudflap Schmutzfänger Bavette |
|  | 67SLP095 | Spatlap Mudflap Schmutzfänger Bavette |
|  | 67SLP097 | SPATLAP DK50-60_SERIES H=700 B=395 MUDFLAP DK50-60_SERIES H=700 W=395 SCHMUTZFÄNGER DK50-60_SERIE H=700 B=395 BAVETTE DK50-60_SERIES H=700 W=395 |
|  | 67STI024 | STICKER AARDING - DRIEHOEKIG, GEEL-ZWART STICKER GROUNDING - TRIANGULAR, YELLOW-BLACK AUFKLEBER ERDUNG - DREIECKIG, GELB-SCHWARZ AUTOCOLLANT MISE À LA TERRE - TRIANGULAIRE, JAUNE-NOIR |
|  | 67STI101 | STICKER,"24 V" STICKER,"24 V" AUFKLEBER „24 V“ AUTOCOLLANT,"24 V" |
|  | 67STI145 | STICKER,"EBS" STICKER,"EBS" AUFKLEBER „EBS“ AUTOCOLLANT,"EBS" |

| | Article | Description |
|---|----------|---|
| <p>WERKLAMP PHARE DE TRAVAIL WORKING LAMP ARBEITSSCHEINWERFER</p> <p>67ST1160</p> | 67ST1160 | <p>STICKER 'WERKLAMP'</p> <p>STICKER 'WORK LIGHT'</p> <p>AUFKLEBER 'ARBEITSLICHT'</p> <p>AUTOCOLLANT 'LUMIÈRE DE TRAVAIL'</p> |
| <p>67ST1433</p> | 67ST1433 | <p>STICKER, MILIEUGEVAARLIJK 300 X 300 ZWART/WIT</p> <p>STICKER, ENVIRONMENTAL HAZARD 300 X 300 BLACK/WHITE</p> <p>AUFKLEBER, UMWELTGEFÄHRDUNG 300 X 300 SCHWARZ/WEIß</p> <p>AUTOCOLLANT, DANGER POUR L'ENVIRONNEMENT 300 X 300 NOIR / BLANC</p> |
| <p>MAINTENANCE</p> <p>67ST1591</p> | 67ST1591 | <p>STICKER,ENGELS,"ONDERHOUDS INSTRUCTIES"</p> <p>STICKER,ENGLISH,"MAINTENANCE INSTRUCTIONS"</p> <p>AUFKLEBER, ENGLISCH, „WARTUNGSANLEITUNG“</p> <p>AUTOCOLLANT, ANGLAIS, "INSTRUCTIONS D'ENTRETIEN"</p> |
| <p>OBS USA</p> <p>67ST1623</p> | 67ST1623 | <p>STICKER,POOLS,"ONDERHOUDS INSTRUCTIES"</p> <p>STICKER,POLISH,"MAINTENANCE INSTRUCTIONS"</p> <p>AUFKLEBER, POLISH, „WARTUNGSANLEITUNG“</p> <p>AUTOCOLLANT, POLONAIS, "INSTRUCTIONS D'ENTRETIEN"</p> |
| <p>67WBL003</p> | 67WBL003 | <p>WIELBLOKHOUDEUR NG 53 VORM B, STAAL,VERZINKT</p> <p>WHEEL BLOCK HOLDER NG 53 SHAPE B, STEEL, GALVANIZED</p> <p>RADBSCHLOSS HALTER NG 53 FORM B, STAHL, GALVANISIERT</p> <p>SUPPORT DE BLOC DE ROUE NG 53 FORME B, ACIER, GALVANISE</p> |
| <p>67WBL007</p> | 67WBL007 | <p>WIELBLOK NG 46 VORM E PVC, GEEL (KUNSTSTOF)</p> <p>WHEEL BLOCK NG 46 SHAPE E PVC, YELLOW</p> <p>UNTERLEGKEILE NG 46 FORM E PVC, GELB</p> <p>BLOC ROUE NG 46 FORME E PVC, JAUNE</p> |
| <p>67WBL009</p> | 67WBL009 | <p>WIELBLOKHOUDEUR NG 53 , KLEMBAAR OP CHASSISPLAAT</p> <p>WHEEL BLOCK HOLDER NG 53 , CLAMPABLE ON CHASSIS PLATE</p> <p>RADBSCHLOSS HALTER NG 53, AN CHASSIS-PLATTE KLEMMBAR</p> <p>PORTE-BLOC DE ROUE NG 53, ACROCHABLE SUR LA PLAQUE DE CHASSIS</p> |

CHASSIS-ONDERDELEN

| | Article | Description |
|---|----------|--|
|  | 67WBL010 | WIELBLOK NG 53 VORM E, KUNSTSTOF, GEEL (POLYPROYLEEN) WHEEL BLOCK NG 53 SHAPE E, PLASTIC, YELLOW (POLYPROPYLENE) UNTERLEGKEILE NG 53 FORM E, KUNSTSTOFF, GELB (POLYPROPYLENE) BLOC ROUE NG 53 FORME E, PLASTIQUE, JAUNE (POLYPROPYLÈNE) |
|  | 67WBL015 | WIELBLOKHOUDER NG 53, BUIS BEVESTIGING WHEEL BLOCK HOLDER NG 53, PIPE ATTACHMENT RADBSCHLOSS HALTER NG 53, ROHR-BEFESTIGUNG PORTE-BLOC DE ROUE NG 53, ATTACHE POUR TUYAU |
|  | 67WBL016 | WIELBLOK NG 53, KUNSTSTOF, GEEL (DIN 76051 ; THERMOPLASTIC) (VOOR HOUDER 67WBL015) WHEEL BLOCK NG 53, PLASTIC, YELLOW (DIN 76051; THERMOPLASTIC) UNTERLEGKEILE NG 53, KUNSTSTOFF, GELB (DIN 76051; THERMOKUNSTSTOFF) BLOC ROUE NG 53, PLASTIQUE, JAUNE (DIN 76051; THERMOPLASTIQUE) |
| | 71VPC232 | vloeistofpomp FPOG65-407/PA1.8 Fluid pump FPOG65-407/PA1.8 Flüssigkeitspumpe FPOG65-407/PA1.8 pompe à liquide FPOG65-407/PA1.8 |
|  | 73BKM029 | KM-TELLER, JOST, BA 385/65, MERCEDES KOMPAKT LA. KM COUNTER, JOST, BA 385/65, MERCEDES COMPACT LA. KM COUNTER, JOST, BA 385/65, MERCEDES COMPACT LA. KM COUNTER, JOST, BA 385/65, MERCEDES COMPACT LA. |
|  | 73BKM062 | KM-TELLER, BPW, ECO+3 9T/10T, BA 385/65R22,5 KM-COUNTER, BPW, ECO+3 9+10TON, BA 385/65R22.5 KM-COUNTER, BPW, ECO+3 - 9+10TON, BA 385/65R22.5 COMPTEUR DE KM, BPW, ECO+3 -9+10TON, BA 385/65R22.5 |
|  | 73BWP001 | WATERPAS 100 X 40 X 15 MM MET OPDRUK LOGO LAG LEVEL 100 X 40 X 15 MM WITH PRINTING LOGO LAYER EBENE 100 X 40 X 15 MM MIT DRUCK LOGO SCHICHT NIVEAU 100 X 40 X 15 MM AVEC COUCHE DE LOGO D'IMPRESSION |


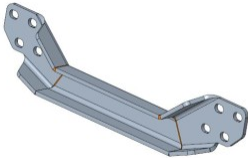


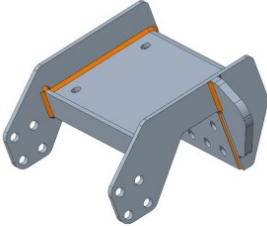

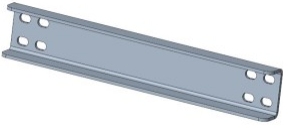
CHASSIS-ONDERDELEN


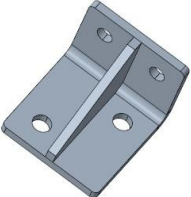
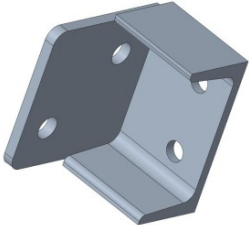
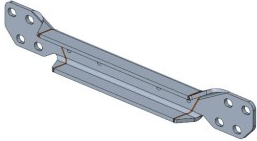


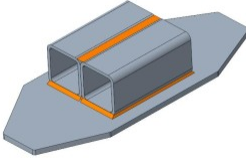
| | Article | Description |
|--|----------|---|
|  | 73KIO047 | VERGREDELING KIPTANK-HYFIX TANKER LOCK - HYFIX TANKERSCHLOSS - HYFIX VERROU POUR RESERVOIR - HYFIX |
|  | 73KOL173 | LAAG8 VENTIEL MET INDICATOR LOW8 VALVE WITH INDICATOR LOW8 VENTIL MIT ANZEIGE VANNE LOW8 AVEC INDICATEUR |
|  | 73SHC017 | BALANSBLOK VEEROPROLSYSTEEM: F=4-6KG - L=2 M BALANCE BLOCK SPRING RETRACTOR SYSTEM: F = 4-6KG-L = 2 M BALANCE BLOCK FEDER RETRAKTOR SYSTEM: F = 4-6 KG-L = 2 M SYSTÈME DE RÉTRACTEUR DE RESSORT DE BLOC D'ÉQUILIBRE: F = 4-6KG-L = 2 M |
|  | 74STO001 | HAAKSLEUTEL 90-155 NW 50 TOT NW80 HOOK KEY 90-155 NW 50 TOT NW80 HOOK SCHLÜSSEL 90-155 NW 50 TOT NW80 CROCHET CLE 90-155 NW 50 TOT NW80 |
| | 74VUL185 | TERUGPOMP ADAPTER Return pump adapter Rückpumpadapter Adaptateur pour pompe de retour |
| | 74VUL187 | DRUK KAP COMPOSITET 4" VOOR TANK EENHEID ADR PRESSURE CAP COMPOSITE 4" FOR TANK UNIT ADR DRUCKVERSCHLUSS COMPOSITE 4" FÜR TANKANLAGE ADR BOUCHON DE PRESSION COMPOSITE 4" POUR UNITÉ DE RÉSERVOIR ADR |
|  | 84DIV037 | PARALLEL ARM D-40 - L488 PARALLEL ARM D40 - L488 PARALLELARM D40 - L488 BRAS PARALLÈLE D40 - L488 |

| | Article | Description |
|---|------------|--|
|  | 84SLO012 | VIERKANTSLEUTEL L=160 STAAL VERNIKKELD SQUARE KEY L=160 STEEL NICKEL PLATED QUADRATISCHER SCHLÜSSEL L=160 STAHL VERNICKELT CLÉ CARRÉE L = 160 ACIER NICKEL |
|  | 84SLO019 | HAAKSE SLEUTEL; UITW. EN INW. VIERKANT PERPENDICULAR KEY, EXTERNAL AND INTERNAL SQUARE SENKRECHTER SCHLÜSSEL, EXTERN UND INTERN QUADRATISCH CLÉ PERPENDICULAIRE, CARRÉ EXTERNE ET INTERNE |
|  | 84SLU112 | KRUK MET SLEUTEL, RIMBOX GEREEDSCHAPSKIST HANDLE WITH KEY, RIM BOX TOOL CHEST GRIFF MIT SCHLÜSSEL, FELGEN BOX WERKZEUGKASTEN POIGNÉE AVEC CLÉ, COFFRE À OUTILS RIM BOX |
|  | 91CLA022 | BUISKLEM DIA 30 GEHARD VERENSTAAL PIPE CLAMP DIA 30HARDENED SPRING STEEL ROHRSCHELLE DURCHM. 30Gehärteter Federstahl COLLIER DE TUYAU DIA 30ACIER À RESSORT TREMPÉ |
|  | 91KLB004 | KLEMBLOK - BREEDTE 35 CLAMP BLOCK - WIDTH 35 KLEMMBLOCK - BREITE 35 BLOC DE SERRAGE - LARGEUR 35 |
|  | 92DIV004 | BLAASPISTOOL 1/4" AANSLUITING AIRBLOW GUN 1/4 "CONNECTION LUFTBLASPISTOLE 1/4 "ANSCHLUSS BLOW GUN 1/4 "CONNEXION |
|  | A0J0000051 | BOUTKAM-STAAL[ELEC.POLISH];2XM16XL70 BOLT COMB-STEEL[ELEC.POLISH];2XM16XL70 BOLZEN KAMM-STAHLELEK.POLNISCH];2XM16XL70 BOULON PEIGNE-ACIER [POLISSAGE ÉLEC.];2XM16XL70 |

| | Article | Description |
|---|------------|--|
|  | A0J0000191 | VERSTEVIING>KLEMBALK REINFORCEMENT>CLAMPING GIRDER BEWEHRUNG>KLEMMTRÄGER ARMATURE>POUTRE DE SERRAGE |
|  | A0J0000233 | CLAMPING GIRDER FOR BOX |
|  | A0J0000234 | MONTAGE>BRANDBLUSSE MOUNT>FIRE EXTINGUISHER SUPPORT>EXTINCTEUR SUPPORT>EXTINCTEUR |
|  | A0J0000553 | VERSTERKING> STEUNBALK>FIETSENVANGER REINFORCEMENT>CLAMPING GIRDER>SIDE GUARD BEWEHRUNG>KLEMMTRÄGER>SEITENSCHUTZTRÄGER ARMATURE>POUTRE DE SERRAGE>GARDE LATÉRALE |
|  | A0J0000728 | |
|  | A0J0000735 | BOUTKAM-STAAL[ELEC.POLISH];2XM16XL45 BOLT COMB-STEEL[ELEC.POLISH];2XM16XL45 BOLZEN KAMM-STAHLE[POLNISCHE];2XM16XL45 BOULON PEIGNE-ACIER [POLISSAGE ÉLEC.];2XM16XL45 |
|  | A0J0000839 | KLEMBALK>BOX KLEMBALK>BOX CLAMPING GIRDER>BOX KLEMMTRÄGER>KASTEN KLEMMTRÄGER>KASTENKLEMMTRÄGER>KASTEN KLEMMTRÄGER>KASTEN POUTRE DE SERRAGE>COFFRE POUTRE DE SERRAGE>COFFRE |

| | Article | Description |
|---|------------|--|
|  | A0J0000976 | FERRY HAAK; VOLGENS IMO4 FERRY HOOK; ACCORDING TO IMO4 FÄHRENHAKEN; NACH IMO4 CROCHET DE FERRY ; SELON IMO4 |
|  | A0J0001101 | KLEMBALK>BOX CLAMPING GIRDER>BOX KLEMMTRÄGER>KASTEN POUTRE DE SERRAGE>BOÎTE |
|  | A0J0001253 | SPATBORDSTEUN STAAL DIAMETER 42.4 LENGTE 425mm MUDGUARDSUPPORT-STEEL DIAMETER 42.4 x LENGHT 425mm KOTFLÜGELSTÜTZE - STAHL DURCHMESSER 42,4 x LÄNGE 425 mm SUPPORT GARDE BOUE ACIER DIAMÈTRE 42.4 x LONGUEUR 425mm |
|  | A0M0000022 | STEUN>STICKER[HOEKEN MORTS]>ZIJBESCHERMING SUPPORT>STICKER[ANGLES MORTS]>SIDE GUARD UNTERSTÜTZUNG>AUFKLEBER[ANGLES MORTS] >SEITENSCHUTZUNTERSTÜTZUNG>AUFKLEBER[ANGLES MORTS] >SEITENSCHUTZ SUPPORT>AUTOCOLLANT[ANGLES MORTS]>GARDE LATÉRALE |
|  | A0R0000023 | BUIS[L500]>HOOGTEREGELING TUBE[L500]>LEVELING VALVE ROHR[L500]>NIVEAUVENTIL TUBE[L500]>VANNE DE NIVEAU |
|  | A0R0000047 | MONTAGEPLAAT RIJHOOGTE VENTIEL MOUNTING PLATE DRIVING HEIGHT VALVE MONTAGEPLATTE MIT HÖHENVENTIL VALVE DE HAUTEUR D'ENTRAÎNEMENT DE PLAQUE DE MONTAGE |
|  | A0R0000142 | MONTAGEPLAAT EBS ALUMINIUM MOUNTINGBRACKET EBS ALUMINIUM MONTAGEPLATTE EBS ALUMINIUM PLAQUE DE MONTAGE EBS ALUMINIUM |

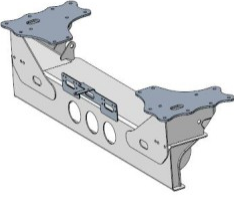

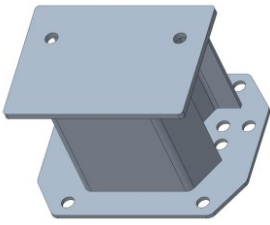
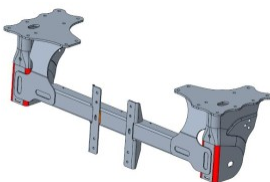
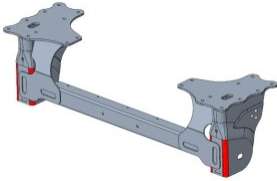


| | Article | Description |
|---|------------|---|
|  | A0S0000311 | ASPOCK BUMPER ASPOCK BUMPER ASPOCK-STOSSSTANGE PARE-CHOCS ASPOCK |
|  | A1E0000311 | DWARSBALK CC790 CROSS BEAM CC790 QUERTRÄGER CC790 POUTRE TRANSVERSALE CC790 |
|  | A1E0000314 | DWARSBALK VOOR CROSS BEAM FRONT QUERTRÄGER VORNE POUTRE TRANSVERSALE AVANT |
|  | A1E0000337 | DWARSBALK VOOR CROSS BEAM FRONT QUERTRÄGER VORNE POUTRE TRANSVERSALE AVANT |
|  | A1E0000371 | SUBFRAME>CONSOLE>VOOR_L HOEK_2.8° SUB-FRAME>CONSOLE>FRONT_LANGLE_2.8° UNTERRAHMEN>KONSOLE>FRONT_LWINKEL_2.8° SOUS-CHÂSSIS>CONSOLE>AVANT_LANGLE_2.8° |
|  | A1E0000372 | SUBFRAME>CONSOLE>VOOR_R HOEK_0° SUB-FRAME>CONSOLE>FRONT_RANGLE_0° UNTERRAHMEN>KONSOLE>FRONT_RWINKEL_0° SOUS-CHÂSSIS>CONSOLE>FRONT_RANGLE_0° |
|  | A1E0000373 | DWARSBALK VOOR CROSS BEAM FRONT QUERTRÄGER VORNE POUTRE TRANSVERSALE AVANT |

| | Article | Description |
|---|------------|--|
|  | A1E0000381 | CHASSISBALK VOOR CHASSIS BEAM FRONT FAHRGESTELLTRÄGER VORNE CHÂSSIS POUTRE AVANT |
|  | A1E0000409 | BEVESTIGING AFSLEEPHAAK ATTACHMENT TOW HOOK ANHÄNGERHAKEN CROCHET DE REMORQUAGE |
|  | A1E0000412 | BEVESTIGING AFSLEEPHAAK ATTACHMENT TOW HOOK ANHÄNGERHAKEN CROCHET DE REMORQUAGE |
|  | A1E0000498 | DWARSBALK CC850 MERCEDES HEFTAS CROSSBEAM CC850MERCEDES LIFT AXLE QUERTRÄGER CC850MERCEDES LIFTACHSE TRAVERSE CC850ESSIEU DE LEVAGE MERCEDES |
|  | A1E0000655 | OFFSETPLAAT VOLVO OFFSET PLATE VOLVO OFFSET PLATTE VOLVO PLAQUE DE DECALAGE VOLVO |
|  | A1E0000746 | OFFSETPLAAT VOLVO OFFSET PLATE VOLVO OFFSET PLATTE VOLVO PLAQUE DE DECALAGE VOLVO |
|  | A1E0000833 | FLEXIBELE TANKAANSLUITING>ONDERBUIZEN FLEXIBLE TANK CONNECTOR>BOTTOM TUBES FLEXIBLER TANKANSCHLUSS>BODENROHRE RACCORD DE RÉSERVOIR FLEXIBLE>TUBES DE FOND |

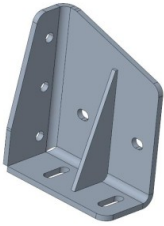
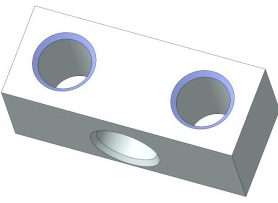
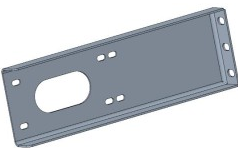

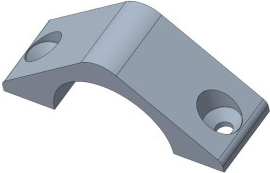
CHASSIS-ONDERDELEN

| | Article | Description |
|---|------------|--|
|  | A1E000838 | FLEXIBELE TANKONDERSTEUNING>BOVENAANSLUITING FLEXIBLE TANK SUPPORT>TOP CONNECTION FLEXIBLE TANKHALTERUNG>OBENANSCHLUSS SUPPORT DE RÉSERVOIR FLEXIBLE>CONNEXION SUPÉRIEURE |
|  | A1E000839 | FLEXIBELE TANKAANSLUITING>KLEM FLEXIBLE TANK CONNECTION>CLAMP FLEXIBLER TANKANSCHLUSS>KLEMME RACCORDEMENT FLEXIBLE AU RÉSERVOIR>COLLIER |
|  | A1E000903 | AFSCHORING>LADDER>HULPRAAM SUSPENSION>LADDER>AUXILIARY FRAME AUFHÄNGUNG>LEITER>ZUSATZFENSTER SUSPENSION>ÉCHELLE>FENÊTRE AUXILIAIRE |
|  | A1H0000159 | ASBEVESTIGING-STAAAL;SAF[ST300];FM1400HANGERBEUGEL-STAAAL;SAF[ST300];FM1400 HANGER BRACKET-STEEL;SAF[ST300];FM1400 AUFHÄNGERHALTER-STAHL;SAF[ST300];FM1400 SUPPORT DE CINTRE-ACIER;SAF[ST300];FM1400 |
|  | A1H0000200 | VEERBOKBEVESTIGING JOST.DCA.ST400-FM1400 SPRING BRACKET MOUNTING JOST.DCA.ST400-FM1400 FEDERHALTER-MONTAGE JOST.DCA.ST400-FM1400FEDERHALTER-MONTAGE JOST.DCA.ST400-FM1400 SUPPORT À RESSORT JOST.DCA.ST400-FM1400 |
|  | A1H0000205 | VEERBOKBEVESTIGING JOST.DCA.ST400-FM1400 EBS+AIRTANK BRACKETS SPRING BRACKET MOUNTING JOST.DCA.ST400-FM1400EBS+AIRTANK BRACKETS FEDERHALTER-MONTAGE JOST.DCA.ST400-FM1400EBS+AIRTANK-HALTERUNGEN SUPPORT À RESSORT JOST.DCA.ST400-FM1400SUPPORTS EBS+RÉSERVOIR D'AIR |
|  | A1H0000212 | ASBEVESTIGING-STAAAL;SAF[ST350];FM1400 HANGER BRACKET-STEEL;SAF[ST350];FM1400 AUFHÄNGERHALTER-STAHL;SAF[ST350];FM1400 SUPPORT DE CINTRE-ACIER;SAF[ST350];FM1400 |

CHASSIS-ONDERDELEN

| | Article | Description |
|---|------------|--|
|  | A1H0000215 | ASBEVESTIGING-STAAAL;SAF[ST300];FM1400 HANGER BRACKET-STEEL;SAF[ST300];FM1400 AUFHÄNGERHALTER-STAHLE;SAF[ST300];FM1400AUFHÄNGERHALTER-STAHLE;SAF[ST300];FM1400 SUPPORT DE CINTRE-ACIER;SAF[ST300];FM1400SUPPORT DE CINTRE-ACIER;SAF[ST300];FM1400 |
|  | A1H0000217 | BALG OPVULLING STAAL SAF 108MM BELLOWS PADDING STEEL SAF 108MM Faltenbalgpolsterung aus Stahl SAF 108 mm SOUFFLET REMBOURRAGE ACIER SAF 108MM |
|  | A1H0000218 | BALG OPVULLING STAAL SAF 158MM BELLOWS PADDING STEEL SAF 158MMBELLOWS PADDING STEEL SAF 158MM Faltenbalgpolsterung aus Stahl SAF 158 mm SOUFFLET REMBOURRAGE ACIER SAF 158MM |
|  | A1H0000225 | VEERBOKBEVESTIGING JOST.DCA.ST325-FM1400 SUSPENSION MOUNTING JOST.DCA.ST325-FM1400 AUFHÄNGUNGSMONTAGE JOST.DCA.ST325-FM1400 MONTAGE SUSPENDU JOST.DCA.ST325-FM1400 |
|  | A1H0000232 | VEERBOKBEVESTIGING JOST.DCA.ST325-FM1400 SUSPENSION MOUNTING JOST.DCA.ST325-FM1400 AUFHÄNGUNGSMONTAGE JOST.DCA.ST325-FM1400 MONTAGE SUSPENDU JOST.DCA.ST325-FM1400 |
|  | A1I0000160 | BEVESTIGING GASVEER APPERATUUR KAST FIXING GAS SPRING EQUIPMENT CABINET BEFESTIGUNG DES GASFEDER-GERÄTESCHRANKS FIXATION ARMOIRE D'ÉQUIPEMENT À RESSORT À GAZ |
|  | A1I0000509 | bevestiging>scharnierstang mounting>pivot rod Montage>Gelenkstange montage>pivot tige |

| | Article | Description |
|---|------------|---|
|  | A110000827 | OPVULPLAAT WURTH HENDEL FILLING PLATE WURTH LEVER ÜBERSCHÜTTUNGSPLATTE WÜRTH HEBEL PLAQUE DE DÉVERSEMENT LEVIER DE WURTH |
|  | A110001047 | KAST>GASVEER>BEVESTIGING CABINET>GAS_SPRING>FIXATION SCHRANK>GAS_FEDER>FIXIERUNG ARMOIRE>RESSORT A GAZ>FIXATION |
|  | A110001169 | BEVESTIGING GASVEER>KLAPDEUR GAS SPRING ATTACHMENT> FLIP DOOR GASFEDERBEFESTIGUNG> FLIP DOOR FIXATION DU RESSORT A GAZ> PORTE RABATTABLE |
|  | A110001170 | BEVESTIGING GASVEER>KLAPDEUR GAS SPRING ATTACHMENT> FLIP DOOR GASFEDERBEFESTIGUNG> FLIP DOOR FIXATION DU RESSORT A GAZ> PORTE RABATTABLE |
|  | A110001350 | KAST>ONDERSTEUNING_COLLECTOR CABINET>SUPPORT_COLLECTOR CABINET>SUPPORT_COLLECTOR ARMOIRE>SUPPORT_COLLECTOR |
|  | A110001464 | PRINTERKAST PRINTER CABINET DRUCKERKAST DRUCKERKAST |
|  | A110001596 | PRINTERKAST PRINTER CABINET DRUCKERKAST IMPRIMANTE |

| | Article | Description |
|---|------------|--|
|  | A110001676 | KAST>STEUN ACHTER LINKS CABINET>SUPPORT REAR LEFT SCHRANK>STÜTZE HINTEN LINKS ARMOIRE>SUPPORT ARRIÈRE GAUCHE |
|  | A110001678 | KAST>STEUN RECHTS ACHTER CABINET>SUPPORT REAR RIGHT SCHRANK>STÜTZE HINTEN RECHTS ARMOIRE>SUPPORT ARRIÈRE DROIT |
|  | A110001730 | SCHUIFLUIK>SLOT>GELEIDING SLIDING HATCH>LOCK>GUIDE SCHIEBEKLAPPE > SCHLOSS > FÜHRUNG TRAPPE COULISSANTE>SERRURE>GUIDE |
|  | A110001737 | STEUN GEREEDSCHAPSKIST DAF CHASSIS SUPPORT TOOLBOX DAF CHASSIS UNTERSTÜTZUNG WERKZEUGKASTEN DAF FAHRGESTELL BOÎTE À OUTILS DE SOUTIEN CHÂSSIS DAF |
|  | A110001835 | PRINTERKAST PRINTER CABINET DRUCKERKAST IMPRIMANTE |
|  | A110002002 | NOK ROLBEDIEND VENTIEL CAM ROLLER OPERATED VALVE NOCKENROLLENBETÄTIGTES VENTIL VANNE COMMANDÉE PAR ROULEAU DE CAME |
|  | A110002003 | KLEMSTUK ROLBEDIEND VENTIEL CLAMPING PIECE ROLLER OPERATED VALVE KLEMMSTÜCK ROLLENBETÄTIGTES VENTIL PIÈCE DE SERRAGE VANNE À ROULEAU |

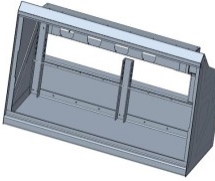
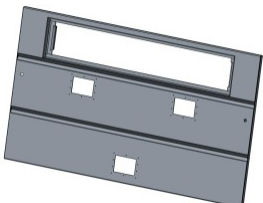
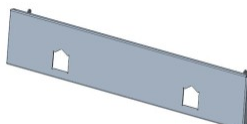
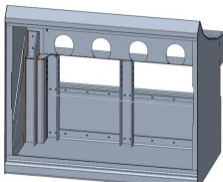


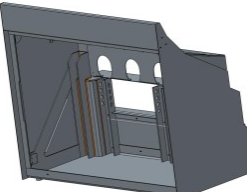
| | Article | Description |
|---|------------|--|
|  | A110002169 | KAST>FRAMESTEUN>RECHTSVOOR CABINET>FRAME SUPPORT>RIGHT FRONT SCHRANK>RAHMENSTÜTZE>VORNE RECHTS ARMOIRE>SUPPORT CADRE>FAÇADE DROITE |
|  | A110002170 | KAST>FRAME>STEUN>LINKS VOOR CABINET>FRAME>SUPPORT>LEFT FRONT SCHRANK>RAHMEN>UNTERSTÜTZUNG>LINKS VORNE ARMOIRE>CADRE>SUPPORT>FAÇADE GAUCHE |
|  | A110002220 | BEUGEL KASTPLUG BRACKET CABINET PLUG HALTERUNG SCHRANKSTECKER SUPPORT ARMOIRE FICHE |
|  | A110002304 | OPEN KIST-ALU;L2850xH820OPEN DOOS-ALU;L2850xH820 OPEN BOX-ALU;L2850xH820 OFFENE BOX-ALU;L2850xH820 BOÎTE OUVERTE-ALU;L2850xH820 |
|  | A110002306 | SCHARNIER-ALU;RECHTS;GEANODISEERD HINGE-ALU;RIGHT;ANODISED SCHARNIER-ALU;RECHTS;ELOXIERT CHARNIÈRE-ALU;DROITE;ANODISÉ |
|  | A110002307 | SCHARNIER-ALU;LINKS HINGE-ALU;LEFT SCHARNIER-ALU;LINKS CHARNIÈRE-ALU;GAUCHE |
|  | A110002347 | DEKSELBOX H800xH100xB200 LID BOX H800xH100xW200 DECKELBOX H800xH100xB200 COUVERCLE BOITE H800xH100xL200 |

| | Article | Description |
|---|------------|--|
|  | A110002365 | KAST[ALU;3/3;SCHARNIER;PARALLEL;1950X780X673] CABINET[ALU;3/3;HINGE;PARALLEL;1950X780X673] SCHRANK[ALU;3/3;SCHARNIER;PARALLEL;1950X780X673] ARMOIRE[ALU;3/3;charnière;parallèle;1950X780X673] |
|  | A110002425 | Parallel Deur-ALU;2880x1000x35 Parallel Door-ALU;2880x1000x35 Paralleltür-ALU;2880x1000x35 Porte Parallèle-ALU;2880x1000x35 |
|  | A110002488 | PRINTERKAST PRINTER CABINET DRUCKERSCHRANK ARMOIRE POUR IMPRIMANTE |
|  | A110002644 | APPARATUURKAST ALU;L2850xH840xB560 EQUIPMENT BOX ALU;L2850xH840xW560 GERÄTEKASTEN ALU;L2850xH840xB560 BOÎTE D'ÉQUIPEMENT ALU;L2850xH840xL560 |
|  | A110002662 | DEUR-ALU;L2850xH780xB35 PARALLELDOOR-ALU;L2850xH780xW35 PARALLELTÜR ALU;L2850xH780xB35 PARALLÈLE PAR ALU;L2850xH780xL35 |
|  | A110002739 | Paralleldeur-ALU;2880x1150x35 Paralleldeur-ALU;2880x1150x35 Paralleldeur-ALU;2880x1150x35 Parallèle-ALU;2880x1150x35 |
|  | A110002819 | KAST>FRAME MIDDEN SECTIE L=2980 CABINET>FRAME MIDDLE SECTION L=2980 SCHRANK>RAHMEN-MITTELTEILL=2980 ARMOIRE>CADRE SECTION INTERMÉDIAIREL=2980 |

| | Article | Description |
|---|------------|--|
|  | A110002886 | UITRUSTINGSKIST EQUIPMENT BOX AUSRÜSTUNGSKASTEN COFFRE D'ÉQUIPEMENT |
|  | A110002911 | KAST 1/3>LINKS/RECHTS>PARALLELE DEUR CABINET 1/3>LEFT/RIGHT>PARALLEL DOOR SCHRANK 1/3>LINKS/RECHTS>PARALLELE TÜR ARMOIRE 1/3>GAUCHE/DROITE>PORTE PARALLÈLE |
|  | A110002917 | KAST 1/3>LINKS/RECHTS>BOVENSCHARNIEREN DEUR CABINET_1/3>LEFT/RIGHT>TOP_HINGE_DOOR SCHRANK 1/3>LINKS/RECHTS>OBERE SCHARNKÜR ARMOIRE 1/3>GAUCHE/DROITE>PORTE CHARNIÈRE SUPÉRIEURE |
|  | A110002934 | KIST 1/3<LINKS/RECHTS<BOVENSCHARNIERENDEUR CABINET 1/3<LEFT/RIGHT<TOP HINGE DOOR CABINET 1/3<LEFT/RIGHT<TOP HINGE DOOR SCHRANK 1/3<LINKS/RECHTS<OBERE SCHARNKÜR ARMOIRE 1/3<GAUCHE/DROITE<PORTE À CHARNIÈRE SUPÉRIEURE |
|  | A110003066 | bevestiging>scharnierstang mounting>hinge rod Montage>Scharnierstange montage>tige de charnière |
|  | A110003085 | klapdeur 1550x275>parallegeur swing door 1550x275>parallel door Pendeltür 1550x275>Paralleltür porte battante 1550x275>porte parallèle |
|  | A110003086 | Parallegeur-ALU;2040x1150x35 Parallel door ALU;2040x1150x35 Parallegeur ALU;2040x1150x35 Parallèle ALU;2040x1150x35 |

| | Article | Description |
|---|------------|--|
|  | A110003089 | UITRUSTINGSKAST 2050X1150 EQUIPMENT BOX 2050X1150 GERÄTEBOX 2050X1150 COFFRET EQUIPEMENT 2050X1150 |
|  | A110003102 | UITRUSTINGSKAST 1450X1150 EQUIPMENT BOX 1450X1150 GERÄTEBOX 1450X1150 COFFRET EQUIPEMENT 1450X1150 |
|  | A110003109 | Paralleldeur-ALU;1440x1150x35 Parallel door ALU;1440x1150x35 Paralleltür ALU;1440x1150x35 Porte parallèle ALU;1440x1150x35 |
|  | A110003114 | klapdeurtje[1000x275]>parallel deur folding door[1000x275]>parallel door Falttür[1000x275]>ParalleltürFalttür[1000x275]>Paralleltür porte pliante[1000x275]>porte parallèle |
|  | A110003132 | APPARATUURBOX [2000X1150] EQUIPMENT BOX [2000X1150] GERÄTEBOX [2000X1150] COFFRE À ÉQUIPEMENT [2000X1150] |
|  | A110003140 | Paralleldeur 1990x1150x35 Parallel door 1990x1150x35 Paralleltür 1990x1150x35 Porte parallèle 1990x1150x35 |
|  | A110003188 | PRINTERKAST PRINTER CABINET DRUCKERSCHRANK ARMOIRE D'IMPRIMANTE |


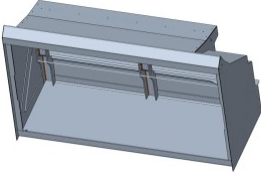

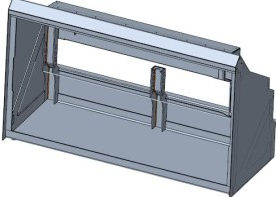
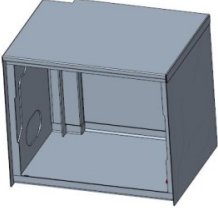

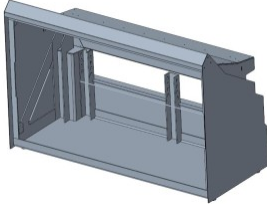
| | Article | Description |
|---|------------|---|
|  | A110003200 | PRINTERKAST PRINTER CABINET DRUCKERKAST IMPRIMANTE |
|  | A110003208 | DEKSEL ALMA-SENSOR COVER ALMA SENSOR ALMA-SENSOR ABDECKEN COUVERCLE CAPTEUR ALMA |
|  | A110003547 | KLEPBEVESTIGING>PARALLEL DEURBEDIENINGSPANEEL VALVE MOUNT>PARALLEL DOOR OPERATING PANEL VENTILMONTAGE>PARALLELES TÜRBEDIENFELD MONTAGE DE VANNE>PANNEAU DE COMMANDE DE PORTE PARALLÈLE |
|  | A110003701 | UITRUSTINGSKIST 2650X1150 EQUIPMENT BOX 2650X1150 GERÄTEBOX 2650X1150 COFFRET EQUIPEMENT 2650X1150 |
|  | A110003714 | DOOR[1690x1150x35]+CONTROL PANEL DOOR[1270x308] DOOR[1690x1150x35]+CONTROL PANEL DOOR[1270x308] TÜR[1690x1150x35]+Bedienfeldtür[1270x308] PORTE[1690x1150x35]+PORTE PANNEAU DE COMMANDE[1270x308] |
|  | A110004029 | KIST [1800X1150] EQUIPMENT BOX [1800X1150] GERÄTEBOX [1800X1150] BOÎTE D'ÉQUIPEMENT [1800X1150] |
|  | A110004041 | DEUR[2050x1150x35]+BEDIENINGSPANEEL DEUR[1620x308] DOOR[2050x1150x35]+CONTROL PANEL DOOR[1620x308] TÜR[2050x1150x35]+Bedienfeldtür[1620x308] PORTE[2050x1150x35]+PORTE PANNEAU DE COMMANDE[1620x308] |



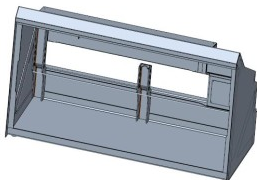
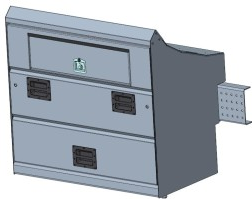
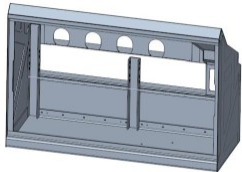
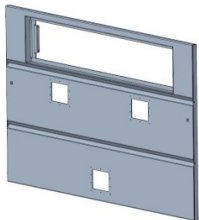

| | Article | Description |
|---|------------|---|
|  | A110004131 | <p>APPARATUURBOX [2000X1150]</p> <p>EQUIPMENT BOX [2000X1150]</p> <p>GERÄTEBOX [2000X1150]</p> <p>COFFRE À ÉQUIPEMENT [2000X1150]</p> |
|  | A110004153 | <p>DEUR[1990x1150x35]+BEDIENINGSPANEEL DEUR[1570x308]DEUR [1990x1150x35]+BEDIENINGSPANEEL DEUR[1570x308]</p> <p>DOOR[1990x1150x35]+CONTROL PANEL DOOR[1570x308]DOOR[1990x1150x35] +CONTROL PANEL DOOR[1570x308]</p> <p>TÜR[1990x1150x35]+Bedienfeldtür[1570x308]</p> <p>PORTE[1990x1150x35]+PORTE PANNEAU DE COMMANDE[1570x308]</p> |
|  | A110004157 | <p>klapdeur 1550x275>paralleldeur</p> <p>swing door 1550x275>parallel door</p> <p>Pendeltür 1550x275>Paralleltür</p> <p>porte battante 1550x275>porte parallèle</p> |
|  | A110004199 | <p>APPARATUURBOX [1550X1150]</p> <p>EQUIPMENT BOX [1550X1150]</p> <p>GERÄTEBOX [1550X1150]</p> <p>COFFRE À ÉQUIPEMENT [1550X1150]</p> |
|  | A110004209 | <p>DEUR[1540x1150x35]+BEDIENINGSPANEEL DEUR[1120x308]</p> <p>DOOR[1540x1150x35]+CONTROL PANEL DOOR[1120x308]</p> <p>TÜR[1540x1150x35]+Bedienfeldtür[1120x308]</p> <p>PORTE[1540x1150x35]+PORTE PANNEAU DE COMMANDE[1120x308]</p> |
|  | A110004212 | <p>klapdeurtje[1100x275]>parallel deur</p> <p>folding door[1100x275]>parallel door</p> <p>Faltdür[1100x275]>Paralleltür</p> <p>porte pliante[1100x275]>porte parallèle</p> |
|  | A110004238 | <p>APPARATUURBOX [1650X1150]APPARATUURBOX [1650X1150]</p> <p>EQUIPMENT BOX [1650X1150]</p> <p>GERÄTEBOX [1650X1150]</p> <p>COFFRE À ÉQUIPEMENT [1650X1150]</p> |

| | Article | Description |
|---|------------|---|
|  | A110004250 | DEUR[1650x1150x35]+BEDIENINGSPANEEL DEUR[1220x308] DOOR[1650x1150x35]+CONTROL PANEL DOOR[1220x308] TÜR[1650x1150x35]+Bedienfeldtür[1220x308] PORTE[1650x1150x35]+PORTE PANNEAU DE COMMANDE[1220x308] |
|  | A110004297 | APPARATUURBOX [1750X1050] EQUIPMENT BOX [1750X1050] GERÄTEBOX [1750X1050] COFFRE À ÉQUIPEMENT [1750X1050] |
|  | A110004318 | DEUR[1740x1050x35]+BEDIENINGSPANEEL DEUR[1300x250] DOOR[1740x1050x35]+CONTROL PANEL DOOR[1300x250] TÜR[1740x1050x35]+Bedienfeldtür[1300x250] PORTE[1740x1050x35]+PANNEAU DE COMMANDE PORTE[1300x250] |
|  | A110004400 | APPARATUURBOX [1800X1150] EQUIPMENT BOX [1800X1150] GERÄTEBOX [1800X1150] COFFRE À ÉQUIPEMENT [1800X1150] |
|  | A110004420 | DEUR[1950x1150x35]+BEDIENINGSPANEEL DEUR[1500x308] DOOR[1950x1150x35]+CONTROL PANEL DOOR[1500x308] TÜR[1950x1150x35]+Bedienfeldtür[1500x308] PORTE[1950x1150x35]+PORTE PANNEAU DE COMMANDE[1500x308] |
|  | A110004423 | klapdeurtje[1500x275]>parallel deur folding door[1500x275]>parallel door Falttür[1500x275]>Paralleltür porte pliante[1500x275]>porte parallèle |
|  | A110004484 | APPARATUURBOX [1950X1150] EQUIPMENT BOX [1950X1150] GERÄTEKASTEN [1950X1150] COFFRE À ÉQUIPEMENT [1950X1150] |

| | Article | Description |
|---|------------|---|
|  | A110004493 | DEUR[1950x1150x35]+BEDIENINGSPANEEL DEUR[1500x308] DOOR[1950x1150x35]+CONTROL PANEL DOOR[1500x308] TÜR[1950x1150x35]+Bedienfeldtür[1500x308] PORTE[1950x1150x35]+PORTE PANNEAU DE COMMANDE[1500x308] |
|  | A110004495 | klapdeurtje[1480x275]>parallel deur folding door[1480x275]>parallel door Falttür[1480x275]>Paralleltür porte pliante[1480x275]>porte parallèle |
|  | A110004528 | APPARATUURBOX [1850X1150] EQUIPMENT BOX [1850X1150] GERÄTEBOX [1850X1150] COFFRE À ÉQUIPEMENT [1850X1150] |
|  | A110004563 | GEREEDSCHAPSKIST ONDERSTEUNING DAF TOOLBOX SUPPORT DAF WERKZEUGKASTENUNTERSTÜTZUNG DAF BOITE A OUTILS SOUTIEN DAF |
|  | A110004648 | APPARATUURBOX [2050X1150] EQUIPMENT BOX [2050X1150] GERÄTEBOX [2050X1150] COFFRE À ÉQUIPEMENT [2050X1150] |
|  | A110004655 | DEUR 2040x1150x35 +BEDIENINGSPANEEL DEUR 1620x308 DOOR 2040x1150x35 +CONTROL PANEL DOOR 1620x308 TÜR 2040x1150x35 +Bedienfeldtür 1620x308 PORTE 2040x1150x35 + PANNEAU DE COMMANDE PORTE 1620x308 |
|  | A110004671 | APPARATUURBOX [2050X1150] EQUIPMENT BOX [2050X1150] GERÄTEBOX [2050X1150] COFFRE À ÉQUIPEMENT [2050X1150] |

| | Article | Description |
|---|------------|---|
|  | A110004677 | DEUR 2040x1150x35 +BEDIENINGSPANEEL DEUR 1620x308 DOOR 2040x1150x35 +CONTROL PANEL DOOR 1620x308 TÜR 2040x1150x35 +Bedienfeldtür 1620x308 PORTE 2040x1150x35 + PANNEAU DE COMMANDE PORTE 1620x308 |
|  | A110004755 | APPARATUURBOX [1900X1150] EQUIPMENT BOX [1900X1150] GERÄTEBOX [1900X1150] COFFRE À ÉQUIPEMENT [1900X1150] |
|  | A110004775 | DEUR[1990x1150x35]+BEDIENINGSPANEEL DEUR[1520x308] DOOR[1990x1150x35]+CONTROL PANEL DOOR[1520x308] TÜR[1990x1150x35]+Bedienfeldtür[1520x308] PORTE[1990x1150x35]+PORTE PANNEAU DE COMMANDE[1520x308] |
|  | A110004787 | APPARATUURBOX [2050X1150] EQUIPMENT BOX [2050X1150] GERÄTEBOX [2050X1150] COFFRE À ÉQUIPEMENT [2050X1150] |
|  | A110004815 | APPARATUURBOX [1700X1150] EQUIPMENT BOX [1700X1150] GERÄTEBOX [1700X1150] COFFRE À ÉQUIPEMENT [1700X1150] |
|  | A110004845 | DEUR[1690x1150x35]+BEDIENINGSPANEEL DEUR DOOR[1690x1150x35]+CONTROL PANEL DOOR TÜR[1690x1150x35]+BEDIENFELD-TÜR PORTE[1690x1150x35]+PORTE DU PANNEAU DE COMMANDE |
|  | A110004908 | APPARATUURBOX [2050X1100] EQUIPMENT BOX [2050X1100] GERÄTEBOX [2050X1100] COFFRE À ÉQUIPEMENT [2050X1100] |

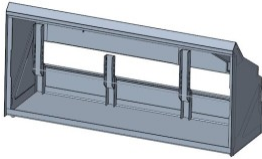
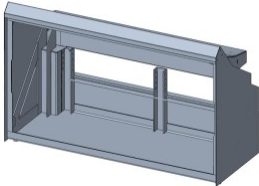

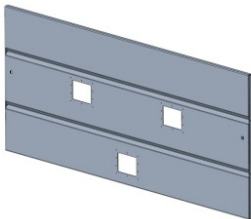
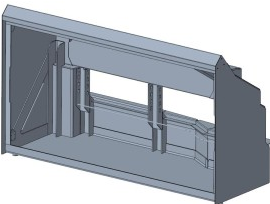
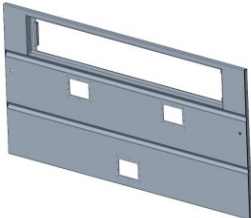
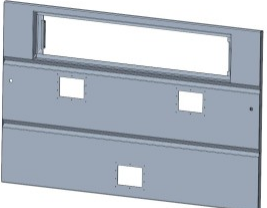
| | Article | Description |
|---|------------|--|
|  | A110004922 | DEUR[2040x1100x35]+BEDIENINGSPANEEL DEUR[1620x283] DOOR[2040x1100x35]+CONTROL PANEL DOOR[1620x283] TÜR[2040x1100x35]+Bedienfeldtür[1620x283] PORTE[2040x1100x35]+PORTE DU PANNEAU DE COMMANDE[1620x283] |
|  | A110004934 | APPARATUURBOX [2050X1150] EQUIPMENT BOX [2050X1150] GERÄTEBOX [2050X1150] COFFRE À ÉQUIPEMENT [2050X1150] |
|  | A110004955 | PRINTERKAST PRINTER CABINET DRUCKERSCHRANK ARMOIRE D'IMPRIMANTE |
|  | A110004959 | APPARATUURBOX [2050X1150] EQUIPMENT BOX [2050X1150] GERÄTEBOX [2050X1150] COFFRE À ÉQUIPEMENT [2050X1150] |
|  | A110004963 | PARALLEL DOOR 1050x900x805 PARALLEL DOOR 1050x900x805PARALLEL DOOR 1050x900x805 PARALLELTÜR 1050x900x805 PORTE PARALLÈLE 1050x900x805 |
|  | A110004998 | PARALLEL DOOR 1050x900x805 PARALLELTÜR 1050x900x805 PORTE PARALLÈLE 1050x900x805 |
|  | A110005095 | APPARATUURBOX [1950X1150] EQUIPMENT BOX [1950X1150] GERÄTEKASTEN [1950X1150] COFFRE À ÉQUIPEMENT [1950X1150] |

| | Article | Description |
|---|------------|---|
|  | A110005105 | DEUR[1940x1150x35]+BEDIENINGSPANEEL DEUR[1520x308] DOOR[1940x1150x35]+CONTROL PANEL DOOR[1520x308] TÜR[1940x1150x35]+Bedienfeldtür[1520x308] PORTE[1940x1150x35]+PORTE DU PANNEAU DE COMMANDE[1520x308] |
|  | A110005111 | BESCHERMING SLANKKOKERBAK PROTECTION HOSE TRAY SCHUTZSCHLAUCHFACH PLATEAU DE TUYAU DE PROTECTION |
|  | A110005169 | APPARATUURBOX [2050X1150] EQUIPMENT BOX [2050X1150] GERÄTEBOX [2050X1150] COFFRE À ÉQUIPEMENT [2050X1150] |
|  | A110005199 | UITRUSTINGSKAST 1450 EQUIPMENT BOX 1450 GERÄTEKASTEN 1450 BOÎTE D'ÉQUIPEMENT 1450 |
|  | A110005229 | APPARATUURBOX [2000X1150] EQUIPMENT BOX [2000X1150] GERÄTEBOX [2000X1150] COFFRE À ÉQUIPEMENT [2000X1150] |
|  | A110005236 | DEUR[1990x1150x35]+BEDIENINGSPANEEL DEUR[1570x308] DOOR[1990x1150x35]+CONTROL PANEL DOOR[1570x308] TÜR[1990x1150x35]+Bedienfeldtür[1570x308]TÜR[1990x1150x35]+Bedienfeldtür [1570x308] PORTE[1990x1150x35]+PORTE PANNEAU DE COMMANDE[1570x308]PORTE [1990x1150x35]+PORTE PANNEAU DE COMMANDE[1570x308] |
|  | A110005244 | APPARATUURBOX>MECHANISCHE PARALLELE DEUR EQUIPMENT BOX>MECHANICAL PARALLEL DOOR GERÄTEKASTEN>MECHANISCHE PARALLELTÜR COFFRE D'ÉQUIPEMENT>PORTE MÉCANIQUE PARALLÈLE |

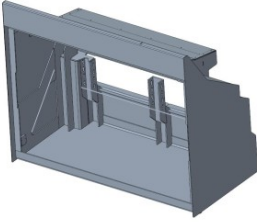
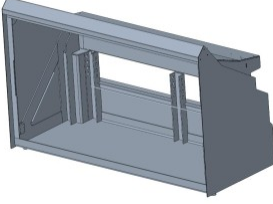
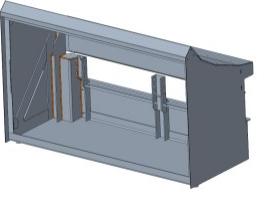

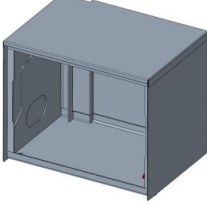
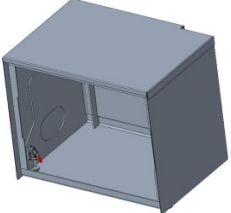
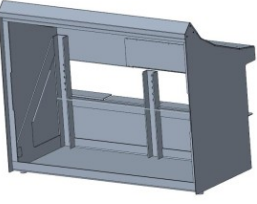
| | Article | Description |
|---|------------|---|
|  | A110005293 | UITRUSTINGSKAST 2050X1150 EQUIPMENT BOX 2050X1150 GERÄTEBOX 2050X1150 COFFRET EQUIPEMENT 2050X1150 |
|  | A110005311 | DOOR 2040x1150x35 + CONTROL PANEL DOOR 1620x308 DOOR 2040x1150x35 + CONTROL PANEL DOOR 1620x308 TÜR 2040x1150x35 + BEDIENFELD-TÜR 1620x308 PORTE 2040x1150x35 + PORTE PANNEAU DE COMMANDE 1620x308 |
|  | A110005313 | klapdeur 1600x275>parallegeur swing door 1600x275>parallel door Pendeltür 1600x275>Paralleltür porte battante 1600x275>porte parallèle |
|  | A110005321 | TEGENPLAAT [5x M6] COUNTER PLATE [5x M6] GEGENPLATTE [5x M6] CONTRE-PLAQUE [5x M6] |
|  | A110005369 | APPARATUURBOX [1950X1150] EQUIPMENT BOX [1950X1150] GERÄTEKASTEN [1950X1150] COFFRE À ÉQUIPEMENT [1950X1150] |
|  | A110005422 | APPARATUURBOX [2050X1150] EQUIPMENT BOX [2050X1150] GERÄTEBOX [2050X1150] COFFRE À ÉQUIPEMENT [2050X1150] |
|  | A110005526 | APPARATUURBOX [2050X1150] EQUIPMENT BOX [2050X1150] GERÄTEBOX [2050X1150] COFFRE À ÉQUIPEMENT [2050X1150] |

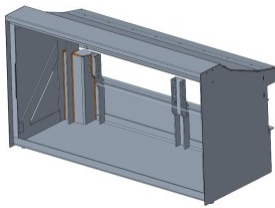
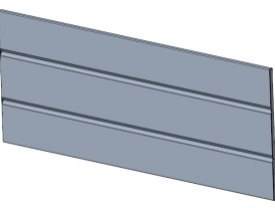

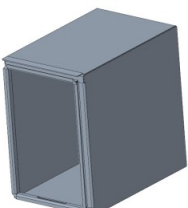

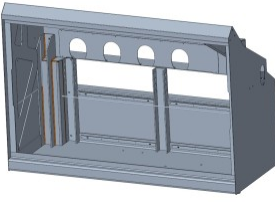
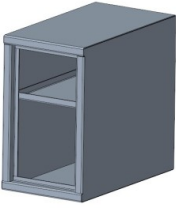
| | Article | Description |
|---|------------|--|
|  | A110005684 | apparatenkast 1650x1150 equipment box 1650x1150 Gerätekasten 1650x1150 boîte d'équipement 1650x1150 |
|  | A110005694 | OPEN KIST-ALU;L2350 OPEN BOX-ALU;L2350 OFFENER KASTEN-ALU;L2350 BOÎTE OUVERTE-ALU;L2350 |
|  | A110005753 | APPARATENKAST 2050X1150 EQUIPMENT BOX 2050X1150 GERÄTEKASTEN 2050X1150 BOÎTE À ÉQUIPEMENT 2050X1150 |
|  | A110005838 | DEUR[2290x1150x35];CONTROLE PANEL DEUR DOOR[2290x1150x35];CONTROL PANEL DOOR TÜR[2290x1150x35];BEDIENFELD TÜR PORTE [2290x1150x35];PORTE DU PANNEAU DE COMMANDE |
|  | A110005842 | Apparatenkast 2050x1150 equipment box 2050x1150 Gerätekasten 2050x1150 Boîte à appareils 2050x1150 |
|  | A110005845 | kist 1050x805x900 box 1050x805x900 Kiste 1050x805x900 boîte 1050x805x900 |
|  | A110005888 | Apparatenkast 2050x1150 equipment box 2050x1150 Gerätekasten 2050x1150 Boîte à appareils 2050x1150 |




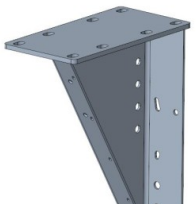



CHASSIS-ONDERDELEN

| | Article | Description |
|---|------------|---|
|  | A110005955 | <p>APPARATUURKIST 2650X1150 5COMP; ZADELUITSPARING</p> <p>EQUIPMENT BOX 2650X11505COMP; SADDLE CUTOUT</p> <p>GERÄTEKASTEN 2650X11505COMP; SATTELAUSSCHNITT</p> <p>BOÎTE À ÉQUIPEMENT 2650X11505COMP ; DÉCOUPE DE LA SELLE</p> |
|  | A110005976 | <p>UITRUSTINGSBOX [2050X1150]</p> <p>EQUIPMENT BOX [2050X1150]</p> <p>GERÄTEKASTEN [2050X1150]</p> <p>BOÎTE D'ÉQUIPEMENT [2050X1150]</p> |
|  | A110005999 | <p>BALK ALU; B25xH25</p> <p>BEAM ALU;W25xH25</p> <p>BALKEN ALU;B25xH25</p> <p>BARREAU ALU;W25xH25</p> |
|  | A110006057 | <p>Parallel Deur-ALU;2290x950x35 Pneumatisch</p> <p>Parallel Door-ALU;2290x950x35 Pneumatic</p> <p>Paralleltür-ALU; 2290 x 950 x 35 pneumatisch</p> <p>Porte Parallèle-ALU;2290x950x35 Pneumatique</p> |
|  | A110006138 | <p>APPARATUURBOX [2200X1150] 4 COMP; ZADELUIJSNIJDING; HOEKUITSNIJDING; MAN</p> <p>EQUIPMENT BOX [2200X1150] 4 COMP; SADDLE CUTOUT;CORNER CUTOUT;MAN</p> <p>GERÄTEBOX [2200X1150]4 COMP; SATTELAUSSCHNITT; ECKENAUSCHNITT; MANN</p> <p>COFFRE À ÉQUIPEMENT [2200X1150] 4 COMP; DÉCOUPE DE SELLE ; DÉCOUPE DE COIN ; HOMME</p> |
|  | A110006144 | <p>DEUR[2190x1150x35] + BEDIENINGSPANEEL DEUR [1780x308] MECHANISCH</p> <p>DOOR[2190x1150x35] + CONTROL PANEL DOOR [1780x308]MECHANICAL</p> <p>TÜR[2190x1150x35] + BEDIENFELD-TÜR [1780x308]MECHANISCH</p> <p>PORTE[2190x1150x35] + PORTE DU PANNEAU DE COMMANDE [1780x308] MÉCANIQUE</p> |
|  | A110006280 | <p>DOOR[1850x1150x35]+CONTROL PANEL DOOR</p> <p>DOOR[1850x1150x35]+CONTROL PANEL DOOR</p> <p>TÜR[1850x1150x35]+BEDIENFELD TÜR</p> <p>PORTE[1850x1150x35]+PORTE PANNEAU DE COMMANDE</p> |


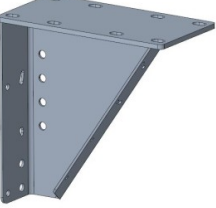




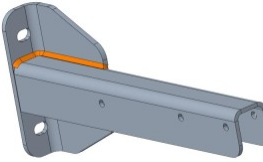
CHASSIS-ONDERDELEN

| | Article | Description |
|---|------------|---|
|  | A110006526 | APPARATUURBOX 1650X1150 EQUIPMENT BOX 1650X1150 GERÄTEBOX 1650X1150 COFFRE À ÉQUIPEMENT 1650X1150 |
|  | A110006564 | APPARATUURBOX [2050X1150] 4 COMP; ZADEL UITGESNIJD; HOEK UITSNIJDING; SCANIA EQUIPMENT BOX [2050X1150] 4 COMP; SADDLE CUT OUT; CORNER CUTOUT; SCANIA GERÄTEBOX [2050X1150] 4 KOMP; SATTELAUSSCHNITT; ECKAUSSCHNITT; SCANIA COFFRE D'ÉQUIPEMENT [2050X1150] 4 COMP; DÉCOUPE DE SELLE ; DÉCOUPE DE COIN ; SCANIA |
|  | A110006688 | APPARATUURBOX [2000X1150] 4COMP; HOEKUITSPARING EQUIPMENT BOX [2000X1150]4COMP; CORNER CUTOUT GERÄTEBOX [2000X1150]4COMP; ECKAUSSCHNITT COFFRE À ÉQUIPEMENT [2000X1150]4COMP; COIN DÉCOUPE |
|  | A110006758 | PRINTERKAST-TPV-CHASSIS-PIVOT ZW. TANK/MODEL-LAG-MC5-UITGEBOUWD PRINTER CABINET-TPV-CHASSIS-PIVOTBL. TANK/MODEL-LAG-MC5-EXTENDED DRUCKERSCHRANK-TPV-CHASSIS-PIVOTBL. TANK/MODEL-LAG-MC5-EXTENDED ARMOIRE IMPRIMANTE-TPV-CHÂSSIS-PIVOTBL. TANK/MODÈLE-LAG-MC5-EXTENDED |
|  | A110007052 | KIST PARALLELE DEUR 1100x900x805 CABINETPARALLEL DOOR 1100x900x805 KABINETTPARALLELTÜR 1100x900x805 ARMOIREPORTE PARALLÈLE 1100x900x805 |
|  | A110007068 | KIST PARALLELE DEUR 1100x900x805 CABINETPARALLEL DOOR 1100x900x805 KABINETTPARALLEL DURCH 1100x900x805 ARMOIREPARALLÈLE PAR 1100x900x805 |
|  | A110007174 | APPARATUURBOX [1750X1250] EQUIPMENT BOX [1750X1250] GERÄTEKASTEN [1750X1250] COFFRE À ÉQUIPEMENT [1750X1250] |



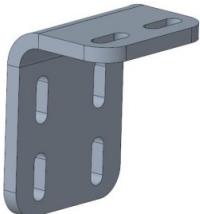




| | Article | Description |
|---|------------|--|
|  | A110007211 | APPARATUURBOX [2050X1100] 4COMP; HOEKUITSPARING EQUIPMENT BOX [2050X1100]4COMP;CORNER CUTOUT GERÄTEKASTEN [2050X1100]4COMP;ECKAUSSCHNITT COFFRE À ÉQUIPEMENT [2050X1100]4COMP;COIN DÉCOUPE |
|  | A110007351 | Parallel Deur-ALU;2290x950x35 Pneumatisch Parallel Door-ALU;2290x950x35 Pneumatic Paralleltür-ALU; 2290 x 950 x 35 pneumatisch Porte Parallèle-ALU;2290x950x35 Pneumatique |
|  | A110007364 | DEUR>GEREEDSCHAPSKIST (C2xC2.plaat-ALU;T4) DOOR>TOOLBOX (C2xC2.plate-ALU;T4)DOOR>TOOLBOX (C2xC2.plate-ALU;T4) TÜR>WERKZEUGKASTEN (C2xC2.Platte-ALU;T4) PORTE>BOÎTE À OUTILS (C2xC2.plaque-ALU;T4)PORTE>BOÎTE À OUTILS (C2xC2.plaque-ALU;T4) |
|  | A110007397 | GEREEDSCHAPSKIST-ALU[330X500X500] TOOLBOX-ALU[330X500X500] WERKZEUGKASTEN-ALU[330X500X500] BOÎTE À OUTILS-ALU[330X500X500] |
|  | A110007463 | DEURUITRUSTINGSKAST 650x360x650 DOOR EQUIPMENT BOX 650x360x650 Türausstattungskasten 650x360x650 COFFRE D'ÉQUIPEMENT DE PORTE 650x360x650 |
|  | A110007554 | UITRUSTINGKIST [2000X1150] 4COMP; ZADELUITSPARING EQUIPMENT BOX [2000X1150]4COMP; SADDLE CUTOUT GERÄTEKASTEN [2000X1150]4COMP; SATTELAUSSCHNITT BOÎTE D'ÉQUIPEMENT [2000X1150]DÉCOUPE DE SELLE 4 COMPOSANTS |
|  | A110007664 | APPARATUURKAST ALU 600x360x650 LEGGER EQUIPMENT BOX ALU 600x360x650SHELF Gerätebox Alu 600x360x650Regalboden COFFRE À ÉQUIPEMENT ALU 600x360x650ÉTAGÈRE |


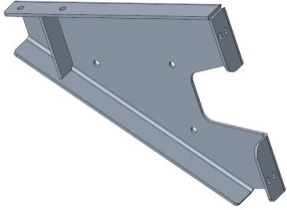
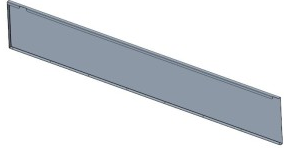




| | Article | Description |
|---|-----------|--|
|  | A1J000088 | BEVESTIGING BRANDBLUSSEKAST JONESCO FIXING FIRE EXTINGUISHER CABINET JONESCO BEFESTIGUNG DES FEUERLÖSCHERSCHRANKS JONESCO FIXATION EXTINCTEUR ARMOIRE JONESCO |
|  | A1J000354 | OPVULPLAATJE>DEUR>SLANGENKAST-ALU;[LAG] FILLER>DOOR>HOSE CUPBOARD-ALU;[LAG] FÜLLSTÜCK>TÜR>SCHLAUCHSCHRANK-ALU;[LAG] REMPLISSAGE>PORTE>ARMOIRE À TUYAUX-ALU;[LAG] |
|  | A1J000359 | BUMPERSTEUN LINKS GEBOUT H=450 BUMPER BRACKET LEFT BOLT H=450 STOßSTANGENHALTER LINKS BOLZEN H=450 SUPPORT DE PARE-CHOC BOULON GAUCHE H=450 |
|  | A1J000366 | BUMPERSTEUN RECHTS GEBOUT H=450 BUMPER BRACKET RIGHT BOLT H=450 STOßSTANGENHALTER RECHTER BOLZEN H=450 SUPPORT DE PARE-CHOC BOULON DROIT H=450 |
|  | A1J000420 | BEVESTIGING SPILLKIT/BRANDBLUSSEKAST SPILL KIT/FIRE EXTINGUISHER ATTACHMENT Verschüttungsset/Feuerlöscher-Aufsatz KIT DE DÉVERSEMENT/FIXATION POUR EXTINCTEUR |
|  | A1J000440 | MONTAGEBEUGEL-BRANDBLUSAPPARAAT MOUNTING BRACKET-FIRE EXTINGUISHER MONTAGEHALTERUNG-FEUERLÖSCHER SUPPORT DE MONTAGE-EXTINCTEUR |
|  | A1J000441 | BEVESTIGING GEREEDSCHAPSKIST - 8 comp ATTACHMENT TOOL BOX - 8 comp BEFESTIGUNGSWERKZEUGKASTEN - 8 Komp BOÎTE À OUTILS DE FIXATION - 8 compBOÎTE À OUTILS DE FIXATION - 8 comp |

CHASSIS-ONDERDELEN

| | Article | Description |
|---|------------|---|
|  | A1J0000465 | BEVEESTIGINGSTEUN SPATBORD 127x90xT10 CONFIRMATION SUPPORT MUDGUARD 127x90xT10 BESTÄTIGUNGS-UNTERSTÜTZUNGSSTECKER 127x90xT10 CONFIGURATION SUPPORT MUDGUARD 127x90xT10 |
|  | A1J0000520 | BUMPERSTEUN LINKS GEBOUT H=400 BUMPER BRACKET LEFT BOLT H=400 STOßSTANGENHALTER LINKS SCHRAUBE H=400 SUPPORT DE PARE-CHOC BOULON GAUCHE H=400 |
|  | A1J0000521 | BUMPERSTEUN RECHTS GEBOUT H=400 BUMPER BRACKET RIGHT BOLT H=400 STOßSTANGENHALTER RECHTER BOLZEN H=400 SUPPORT DE PARE-CHOC BOULON DROIT H=400 |
|  | A1J0000525 | STEUN GEREEDSCHAPSKIST - UNIVERSEEL TOOL BOX SUPPORT - UNIVERSAL WERKZEUGKASTENUNTERSTÜTZUNG - UNIVERSAL SUPPORT BOITE A OUTILS - UNIVERSEL |
|  | A1J0000526 | BEVESTIGING GEREEDSCHAPSKIST/KIKKERBALK TOOL BOX/FROG BAR ATTACHMENT WERKZEUGKASTEN-/FROG-BAR-BEFESTIGUNG BOITE A OUTILS/FIXATION BARRE GRENOUILLE |
|  | A1J0000542 | BEVESTIGING>FIETSENVANGER>WILLIAMS[BICONE] MOUNTING>SIDE GUARD>WILLIAMS[BICONE] MONTAGE>FAHRRADFANG>WILLIAMS[BICONE] MONTAGE>ATTACHE VELO>WILLIAMS[BICONE] |
|  | A1J0000559 | STEUN ZIJBESCHERMING SUPPORT SIDE PROTECTION SUPPORT SEITE SCHUTZ PROTECTION LATERALE |

| | Article | Description |
|---|------------|--|
|  | A1J0000584 | <p>LUCHTANK DWARSBALK CC1400</p> <p>AIR TANK CROSS BEAM CC1400</p> <p>LUFTTANK-QUERTRÄGER CC1400</p> <p>TRAVERSE DE RÉSERVOIR D'AIR CC1400</p> |
|  | A1J0000589 | <p>AFSCHORING KAST</p> <p>SUSPENSION CABINET</p> <p>HÄNGESCHRANK</p> <p>ARMOIRE À SUSPENSION</p> |
|  | A1J0000590 | <p>AFSCHORING KAST</p> <p>SUSPENSION CABINET</p> <p>HÄNGESCHRANK</p> <p>ARMOIRE À SUSPENSION</p> |
|  | A1J0000593 | <p>ZIJMARKERSTEUN>KOPPELGEDEELTE</p> <p>SIDE MARKER SUPPORT>COUPLING SECTION</p> <p>SEITENMARKIERUNGSHALTER>KUPPLUNGSABSCHNITT</p> <p>SUPPORT DE MARQUE LATÉRAL>SECTION D'ACCOUPEMENT</p> |
|  | A1J0000665 | <p>HOUDER NUMMERPLAAT</p> <p>HOLDER NUMBER PLATE</p> <p>HALTER KENNZEICHEN</p> <p>SUPPORT DE PLAQUE D'IMMATRICULATION</p> |
|  | A1J0000667 | <p>RESERVEWIELDRAGER-STAAAL;LIER;ET0</p> <p>SPARE WHEEL CARRIER-STEEL;WINCH;ET0</p> <p>RESERVERADTRÄGER-STAHLE;WINDE;ET0</p> <p>SUPPORT DE ROUE DE SECOURS-ACIER; TREUIL;ET0</p> |
|  | A1J0000673 | <p>RESERVEWIELDRAGER>BODEMPLAAT CENTRUMPENNEN</p> <p>SPARE WHEEL CARRIER>BOTTOM PLATE CENTER PINS</p> <p>RESERVERADTRÄGER>BODENPLATTE MITTELSTIFTE</p> <p>PORTE-ROUE DE SECOURS>PLAQUE INFÉRIEURE GOUPILES CENTRALES</p> |

| | Article | Description |
|---|------------|--|
|  | A1J0000699 | BEUGEL ZIJBESCHERMING STEUN BRACKET SIDE PROTECTION SUPPORT HALTERUNG FÜR SEITENSCHUTZ SUPPORT DE PROTECTION LATÉRALE SUPPORT |
|  | A1J0000755 | STEUN LEIDING SUPPORT PIPING UNTERSTÜTZUNGSROHRLEITUNG TUYAUTERIE DE SUPPORT |
|  | A1J0000760 | ONDERSTEUNING VERGRENDELINGSSYSTEEM SUPPORT LOCKING SYSTEM UNTERSTÜTZUNGSVERRIEGELUNGSSYSTEM SYSTÈME DE VERROUILLAGE DES SUPPORTS |
|  | A1J0000768 | SCHARNIERPLAAT ZIJBESCHERMING HINGE PLATE SIDE GUARD SEITENSCHUTZ DER SCHARNIERPLATTE PROTECTION LATÉRALE DE PLAQUE DE CHARNIÈRE |
|  | A1J0000769 | SCHARNIERPLAAT ZIJBESCHERMING;GEANODISEERD HINGE PLATE SIDE GUARD;ANODISED SCHARNIERPLATTE SEITENSCHUTZ;ELOXIERT PROTECTION LATÉRALE DE PLAQUE DE CHARNIÈRE;ANODISÉE |
|  | A1J0000770 | BEUGEL ZIJBESCHERMING BRACKET SIDE GUARD HALTERUNG SEITENSCHUTZ GARDE LATÉRALE SUPPORT |
|  | A1J0000782 | STEUN >BRANDBLUSSEUR - TEGEN VOLVO CHASSIS BRACKET >FIRE EXTINGUISHER - AGAINST VOLVO CHASSIS HALTERUNG >FEUERLÖSCHER - GEGEN VOLVO-FAHRGESTELL SUPPORT >EXTINCTEUR - CHÂSSIS VOLVO |






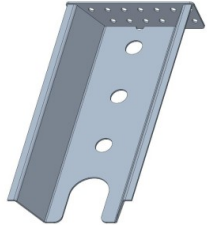

| | Article | Description |
|---|------------|---|
|  | A1J0000843 | BEVESTIGING SPILLKIT/BRANDBLUSSER SPILL KIT/FIRE EXTINGUISHER ATTACHMENT Verschüttungsset/Feuerlöscher-Aufsatz KIT DE DÉVERSEMENT/FIXATION POUR EXTINCTEUR |
|  | A1J0000846 | BEVESTIGING>FIETSENVANGER>WILLIAMS_SHORT ATTACHMENT>BIKE CATCH>WILLIAMS_SHORT ANHANG>BIKE CATCH>WILLIAMS_SHORT FIXATION>ATTACHE VÉLO>WILLIAMS_SHORT |
|  | A1J0000869 | AFDICHTING FIETSENVANGER CLOSING PLATE SIDE GUARD SEITENSCHUTZ DER SCHLIESSPLATTE PROTECTION LATÉRALE DE PLAQUE DE FERMETURE |
|  | A1J0000903 | VOOR CHASSIS BEAM-ALU;LINKS;L2965 FRONT CHASSIS BEAM-ALU;LEFT;L2965 VORDERER FAHRGESTELLTRÄGER-ALU;LINKS;L2965 POUTRE DE CHÂSSIS AVANT-ALU;GAUCHE;L2965 |
|  | A1J0000920 | PENDEL>LEVELING GAUGE SHUTTLE>LEVELING GAUGE SHUTTLE>NIVELMESSGERÄT NAVETTE>JAUGE DE NIVEAU |
|  | A1J0000921 | PLAAT>NIVELLEERAANDUIDING BACK>LEVELING GAUGE ZURÜCK>NIVELLIERGERÄTZURÜCK>NIVELLIERGERÄT RETOUR>JAUGE DE NIVELLEMENTBACK>JAUGE DE NIVEAU |
|  | A1J0000936 | VOOR CHASSIS BALK-ALU;RECHTS;L2965 FRONT CHASSIS BEAM-ALU;RIGHT;L2965 VORDERER FAHRGESTELLTRÄGER-ALU;RECHTS;L2965 POUTRE DE CHÂSSIS AVANT-ALU;DROITE;L2965 |

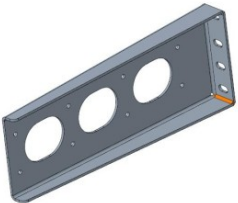
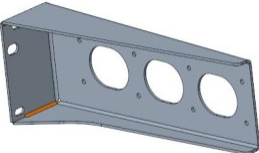

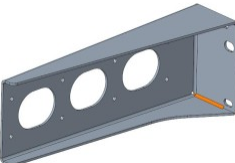



| | Article | Description |
|---|------------|--|
|  | A1J0000939 | MONTAGE>ZIJBESCHERMING MOUNT>SIDE GUARD MONTAGE>SEITENSCHUTZ MONTAGE>GARDE LATÉRALE |
|  | A1J0000943 | MONTAGE>VERGRENDELINGSBALK MOUNT>LOCKING BEAM MONTAGE>VERRIEGELUNGSBALKEN MONTAGE>POUTRE DE VERROUILLAGE |
|  | A1J0000944 | VERGRENDELINGSBALK-ALU>KLEPVERGRENDELING[x8] LOCKING BEAM-ALU>VALVE LOCKING[x8] VERRIEGELUNGSBALKEN-ALU>VENTILVERRIEGELUNG[x8] POUTRE DE VERROUILLAGE-ALU>VERROUILLAGE DE VALVE[x8] |
|  | A1J0000946 | MONTAGE STOP MOUNT STOP MONTAGEANSCHLUSS MONTAGE ARRÊT |
|  | A1J0000947 | BEVESTIGING KIST BOX MOUNT KASTENMONTAGE MONTAGE SUR BOÎTE |
|  | A1J0000949 | SCHARNIERPLATEN>ZIJBESCHERMING HINGEPLATE>SIDE GUARD SCHARNIERPLATTEN>SEITENSCHUTZ PLAQUES CHARNIÈRES>PROTECTION LATÉRALE |
|  | A1J0000952 | SLUITPLAAT CLOSING PLATE VERSCHLUSSPLATTE PLAQUE DE FERMETURE |

| | Article | Description |
|---|------------|---|
|  | A1J0000965 | MONTAGEPLAAT;KLEUR[ZWART;RAL 9005] MOUNT PLATE;COLOUR[BLACK;RAL 9005] MONTAGEPLATTE;FARBE[SCHWARZ;RAL 9005] PLAQUE DE MONTAGE;COULEUR[NOIR;RAL 9005] |
|  | A1J0000969 | VERBINDINGSPLAAT>ZIJBESCHERMINGEN CONNECTION PLATE>SIDE GUARDS ANSCHLUSSPLATTE>SEITENSCHUTZ PLAQUE DE CONNEXION>PROTECTIONS LATÉRALES |
|  | A1J0001008 | ANTI DIEFSTAL PLAAT>API ANTI THEFT PLATE>API ANTI-DIEBSTAHLPLATTE>API PLAQUE ANTIVOL>API |
|  | A1J0001034 | NIVEAUBEVESTIGING>LANDINGSPOTEN LEVEL MOUNT>LANDING LEGS LEVEL-MONTAGE>LANDEBEINE SUPPORT DE NIVEAU>PATTES D'ATTERRISSAGE |
|  | A1J0001037 | HANDVAT HANDLE GUARD BAR GRIFFSCHUTZSTANGE BARRE DE PROTECTION DE POIGNÉE |
|  | A1J0001073 | KLEMBALK>ZIJBESCHERMING CLAMPING GIRDER>SIDE GUARD KLEMMTRÄGER>SEITENSCHUTZ POUTRE DE SERRAGE>GARDE LATÉRALE |
|  | A1J0001075 | SLANGBAK STEUN BEUGEL ADAPTER HOSE TRAY SUPPORT BRACKET ADAPTER SCHLAUCHFACH-STÜTZHALTERADAPTER ADAPTATEUR DE SUPPORT DE SUPPORT DE PLATEAU DE TUYAU |

| | Article | Description |
|---|------------|---|
|  | A1J0001113 | STEUN BRANDBLUSSER SUPPORT FIRE EXTINGUISHER FEUERLÖSCHER UNTERSTÜTZEN SUPPORT EXTINCTEUR |
|  | A1J0001126 | BEVESTIGING SPILLKIT/BRANDBLUSSER SPILL KIT/FIRE EXTINGUISHER ATTACHMENT Verschüttungsset/Feuerlöscher-Aufsatz KIT DE DÉVERSEMENT/FIXATION POUR EXTINCTEUR |
|  | A1J0001127 | AFSCHORING KAST SUSPENSION CABINET HÄNGESCHRANK ARMOIRE À SUSPENSION |
|  | A1J0001128 | OPVULLING ONDERSTEUNING BRANDBLUSSER SPACER SUPPORT FIRE EXTINGUISHER ABSTANDHALTER-UNTERSTÜTZUNG FEUERLÖSCHER ESPACEUR SUPPORT EXTINCTEUR |
|  | A1J0001140 | HANDVAT BESCHERMING HANDLE GUARD BAR GRIFFSCHUTZSTANGE BARRE DE PROTECTION DE LA POIGNÉE |
|  | A1J0001146 | KEGEL HOUDER CONE HOLDER KEGELHALTER PORTE-CÔNE |
|  | A1J0001149 | VERBINDING: KIST-STEUN POTEN CONNECTION:BOX-LANDING LEGS VERBINDUNG: BOX-LANDUNGSBEINE CONNEXION : JAMBES D'ATTERRISSAGE EN CAISSE |

| | Article | Description |
|---|------------|--|
|  | A1J0001150 | SLUITPLAAT; SLANGKOKER OPENING CLOSING PLATE;HOSTUBE OPENING VERSCHLUSSPLATTE;HOSTUBE-ÖFFNUNG PLAQUE DE FERMETURE ; OUVERTURE DU HOSTUBE |
|  | A1J0001186 | KLEMBALK>ZIJBESCHERMING CLAMPING GIRDER>SIDE GUARD KLEMMTRÄGER>SEITENSCHUTZ POUTRE DE SERRAGE>GARDE LATÉRALE |
|  | A1J0001220 | |
|  | A1J0001293 | ADR-PLAATHOUDER ADR-PLATE HOLDER ADR-Schildhalter PORTE-PLAQUE ADR |
|  | A1J0001296 | ADR PLATE HOLDER-ALU;ANODISE ADR PLATTENHALTER-ALU;ELOXIERT PORTE-PLAQUE ADR-ALU;ANODISE |
|  | A1J0001360 | MONTAGEPLAAT;KLEUR[ZWART;RAL 9005]>Spatbord MOUNT PLATE;COLOUR[BLACK;RAL 9005]>MUDGUARD MONTAGEPLATTE;FARBE[SCHWARZ;RAL 9005]>KOTFLÜGEL PLAQUE DE MONTAGE;COULEUR[NOIR;RAL 9005]>GARDE-BOUE |
|  | A1J0001368 | ONDERSTEUNING 735 LANDINGVOETEN SUPPORT 735 LANDING FEET UNTERSTÜTZEN SIE 735 LANDEFÜSSE SUPPORTE 735 PIEDS D'ATTERRISSAGE |




| | Article | Description |
|---|------------|---|
|  | A1J0001370 | VOOR CHASSIS BALK-ALU;LINKS;L2435 FRONT CHASSIS BEAM-ALU;LEFT;L2435 VORDERER FAHRGESTELLTRÄGER-ALU;LINKS;L2435 POUTRE DE CHÂSSIS AVANT-ALU;GAUCHE;L2435 |
|  | A1J0001372 | VOOR CHASSIS BALK-ALU;RECHTS;L2435 FRONT CHASSIS BEAM-ALU;RIGHT;L2435 VORDERER FAHRGESTELLTRÄGER-ALU;RECHTS;L2435 POUTRE DE CHÂSSIS AVANT-ALU;DROITE;L2435 |
|  | A1J0001404 | BEUGELSTEUN;L1442 BRACE STRUT;L1442 STREBENSTRÜTTE;L1442 PIÈCE DE RENFORT;L1442 |
|  | A1J0001407 | BUMPERSTEUN LINKS>GEBOUT H=450 BUMPER BRACKET LEFT>BOLTEDH=450 STOßSTANGENHALTER LINKS>VERSCHRAUBTH=450 SUPPORT DE PARE-CHOCS GAUCHE>BOULONNÉH=450 |
|  | A1J0001408 | BUMPERSTEUN-RECHTS>GEBOUT H=450 BUMPER BRACKET-RIGHT>BOLTEDH=450 STOßSTANGENHALTER-RECHTS>VERSCHRAUBTH=450 SUPPORT DE PARE-CHOC-DROITE>BOULONNÉH=450 |
|  | A1J0001428 | BRANDBLUSSEKOFFER JONESCO FIRE EXTINGUISHER CASE JONESCO FEUERLÖSCHER-KOFFER JONESCO CAS D'EXTINCTEUR D'INCENDIE JONESCO |
|  | A1J0001452 | MONTAGEBEUGEL>ZIJBESCHERMING MOUNTING BRACKET>SIDE PROTECTION MONTAGEHALTERUNG>SEITENSCHUTZ SUPPORT DE MONTAGE>PROTECTION LATÉRALE |







| | Article | Description |
|---|------------|--|
|  | A1J0001453 | STEUN GEREEDSCHAPSKIST - LINKS TOOL BOX SUPPORT - LEFT WERKZEUGKASTENSTÜTZE - LINKS SUPPORT DE BOÎTE À OUTILS - GAUCHE |
|  | A1J0001454 | STEUN GEREEDSCHAPSKIST - LINKS TOOL BOX SUPPORT - LEFT WERKZEUGKASTENSTÜTZE - LINKS SUPPORT DE BOÎTE À OUTILS - GAUCHE |
|  | A1J0001461 | STEUN GEREEDSCHAPSKIST - RECHTS TOOL BOX SUPPORT - RIGHT WERKZEUGKASTENSTÜTZE - RECHTS SUPPORT DE BOÎTE À OUTILS - DROIT |
|  | A1J0001462 | STEUN GEREEDSCHAPSKIST - RECHTS TOOL BOX SUPPORT - RIGHT WERKZEUGKASTENSTÜTZE - RECHTS SUPPORT DE BOÎTE À OUTILS - DROIT |
|  | A1J0001482 | BEVESTIGING SPILL KIT/BRANDBLUSSE SPILL KIT/FIRE EXTINGUISHER ATTACHMENT Verschüttungsset/Feuerlöscher-Aufsatz KIT DE DÉVERSEMENT/ACCESSOIRE D'EXTINCTEUR |
|  | A1J0001491 | BOX-ONDERSTEUNING BOX SUPPORT BOX-UNTERSTÜTZUNG SUPPORT DE BOÎTE |
|  | A1J0001498 | BEVESTIGING BRANDBLUSSE JONESCO JONESCO FIRE EXTINGUISHER ATTACHMENT JONESCO FEUERLÖSCHERANSCHLUSS FIXATION POUR EXTINCTEUR JONESCO |

| | Article | Description |
|---|------------|--|
|  | A1J0001503 | MORSBAK ALU SPILLING TRAY ALU VERSCHÜTZUNGSSCHALE ALU PLATEAU DE RENVERSEMENT ALU |
|  | A1J0001515 | BOUTKAM STAAL 4xM16xL50 BOLT COMB STEEL 4xM16xL50 BOLZENKAMM STAHL 4xM16xL50 PEIGNE BOULON ACIER 4xM16xL50 |
|  | A1J0001544 | CAMEMBERT PRODUCTINDICATOR CAMEMBERT PRODUCT INDICATOR CAMEMBERT PRODUKTINDIKATOR INDICATEUR PRODUIT CAMEMBERT |
|  | A1J0001546 | BEUGEL ZIJBESCHERMING BRACKET SIDE PROTECTION SUPPORT HALTERUNG FÜR SEITENSCHUTZ SUPPORT DE PROTECTION LATÉRALE SUPPORT |
|  | A1J0001547 | BEUGEL ZIJBESCHERMING BRACKET SIDE PROTECTION SUPPORT HALTERUNG FÜR SEITENSCHUTZ SUPPORT DE PROTECTION LATÉRALE SUPPORT |
|  | A1J0001549 | OPVULLING 15MM SPACER 15MM DISTANZSTÜCK 15MM ESPACEUR 15MM ESPACEUR 15MM |
|  | A1J0001565 | ANTI DIEFSTAL PLAAT>API(x9) ANTI THEFT PLATE>API(x9) ANTI-DIEBSTAHLPLATTE>API(x9) PLAQUE ANTIVOL>API(x9) |

CHASSIS-ONDERDELEN

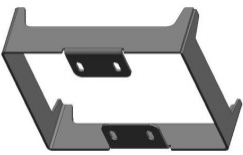
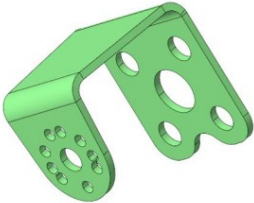


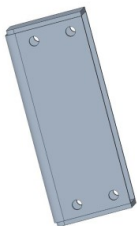


| | Article | Description |
|---|------------|--|
|  | A1J0001584 | BEUGEL ZIJBESCHERMING BRACKET SIDE PROTECTION SUPPORT HALTERUNG FÜR SEITENSCHUTZ SUPPORT DE PROTECTION LATÉRALE SUPPORT |
|  | A1J0001601 | STEUN GEREEDSCHAPSKIST SUPPORT TOOL BOX UNTERSTÜTZENDE WERKZEUGKASTEN BOÎTE À OUTILS DE SOUTIEN |
|  | A1J0001605 | BEVESTIGING ZIJBESCHERMING SIDE GUARD MOUNT SEITENSCHUTZMONTAGE SUPPORT DE PROTECTION LATÉRALE |
|  | A1J0001607 | BEVESTIGING ZIJBESCHERMING ATTACHMENT SIDE GUARD SEITENSCHUTZANBAUSEITENSCHUTZANBAU FIXATION DE PROTECTION LATÉRALE |
|  | A1J0001622 | STEUN APPARATENKAST APPLIANCE CABINET SUPPORT GERÄTESCHRANKHALTERUNG SUPPORT D'ARMOIRE D'APPAREIL |
|  | A1J0001626 | BEVESTIGING FIETSENVANGER BIKE CATCH ATTACHMENT FAHRRADFANGBEFESTIGUNG ATTACHE DE VÉLO |
|  | A1J0001629 | BEUGEL ZIJBESCHERMING STEUN BRACKET SIDE PROTECTION SUPPORT HALTERUNG FÜR SEITENSCHUTZ SUPPORT DE PROTECTION LATÉRALE SUPPORT |

| | Article | Description |
|---|------------|--|
|  | A1J0001647 | STEUN>ZIJBESCHERMING SUPPORT>SIDE GUARD UNTERSTÜTZUNG>SEITENSCHUTZ SOUTIEN>PROTECTION LATÉRALE |
|  | A1J0001704 | DWARSBALK>STEUNPOOTVERBINDING CROSSMEMBER>LANDING LEG CONNECTION QUERTRÄGER>LANDEGEBEINVERBINDUNG TRAVERSE>CONNEXION PATTES D'ATTERISSAGE |
|  | A1J0001705 | VERSTERKING >STEUNPOOTMONTAGE BRACING STRUT>LANDING LEG CONNECTION VERSTÄRKUNGSSTREU>LANDEGEBEINVERBINDUNG CONTREVENTEMENT>CONNEXION DE LA BATTERIE D'ATTERISSAGE |
|  | A1J0001710 | PLATEAU DE DÉVERSEMENT 2350mm SPILLING TRAY 2350mm Auffangwanne 2350 mm PLATEAU DE DÉVERSEMENT 2350mm |
|  | A1J0001715 | API-BEVESTIGINGSBEUGEL API MOUNT BRACKET API-MONTAGEHALTERUNG SUPPORT DE MONTAGE API |
|  | A1J0001718 | HINGE PLATE RIGHT SCHARNIERPLATTE RECHTS PLAQUE DE CHARNIÈRE DROITE |
|  | A1J0001720 | SCHARNIERENPLAAT LINKS HINGE PLATE LEFT SCHARNIERPLATTE LINKS PLAQUE DE CHARNIÈRE GAUCHE |








| | Article | Description |
|---|------------|---|
|  | A1J0001724 | LOCKING BEAM-ALU>VALVE LOCKING[x6] VERRIEGELUNGSBALKEN-ALU>VENTILVERRIEGELUNG[x6] POUTRE DE VERROUILLAGE-ALU>VERROUILLAGE DE VALVE[x6] |
|  | A1J0001726 | STEUN BEUGEL STRUT BRACKET FEDERBÜGEL SUPPORT DE BARRE |
|  | A1J0001728 | VERSTERKING STRUT BRACKET FEDERBÜGEL SUPPORT DE JAMBE |
|  | A1J0001729 | VERSTERKING STRUT BRACKET FEDERBÜGEL SUPPORT DE JAMBE |
|  | A1J0001730 | GASVEER MONTEREN MOUNT GAS SPRING SUPPORT DE JAMBE SUPPORT DE JAMBE |
|  | A1J0001731 | GASTERUGWINNINGSTEUN GAS RECOVERY BRACKET GASRÜCKGEWINNUNGSHALTERUNG SUPPORT DE RÉCUPÉRATION DE GAZ |
|  | A1J0001732 | SCHUIF-/VERGRENDDELINGSPLAAT;VOUWBARE VERGRENDDELINGSBAR SLIDING/LOCKING PLATE;FOLDABLE LOCKINGBAR SCHIEBE-/VERRIEGELUNGSPLATTE; KLAPPBARER VERRIEGELUNGSSTANGE PLAQUE COULISSANTE/VERROUILLABLE ; BARRE DE VERROUILLAGE PLIABLE |




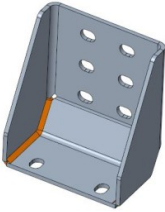



| | Article | Description |
|---|------------|--|
|  | A1J0001744 | AANSLUITPLAAT TANKBESCHERMING CONNECTION PLATE TANK PROTECTION ANSCHLUSSPLATTE TANKSCHUTZ PLAQUE DE CONNEXION PROTECTION CUVE |
|  | A1J0001747 | ACHTERSTE SLANGBAKSTEUN [L] REAR HOSE TRAY SUPPORT [L] HINTERE SCHLAUCHFACHUNTERSTÜTZUNG [L] SUPPORT DE PLATEAU À TUYAUX ARRIÈRE [L] |
|  | A1J0001748 | ACHTERSTE SLANGBAKSTEUN [R] REAR HOSE TRAY SUPPORT [R] HINTERE SCHLAUCHFACHUNTERSTÜTZUNG [R] SUPPORT DE PLATEAU À TUYAUX ARRIÈRE [R] |
|  | A1J0001756 | SLANGBUIS BOX STEUNBEUGEL [L] HOSE TUBE BOX SUPPORT BRACKET [L] SCHLAUCHROHRKASTEN-STÜTZHALTERUNG [L] SUPPORT DE BOÎTE DE TUBE DE TUYAU [L] |
|  | A1J0001757 | SLANGBUISKAST STEUNBEUGEL [R] HOSE TUBE BOX SUPPORT BRACKET [R] SCHLAUCHROHRKASTEN-STÜTZHALTERUNG [R] SUPPORT DE BOÎTE DE TUBE DE TUYAU [R] |
|  | A1J0001761 | STEUN WIELBLOKHOUDEUR SUPPORT WHEEL BLOCK HOLDER Stützradblockhalter SUPPORT DE BLOC DE ROUE |
|  | A1J0001765 | STEUN ZIJBESCHERMER CHASSIS 980 MOUNT SIDEGUARD CHASSIS 980 MONTIEREN SIE SIDEGUARD CHASSIS 980 MONTER LA GARDE LATÉRALE CHÂSSIS 980 |

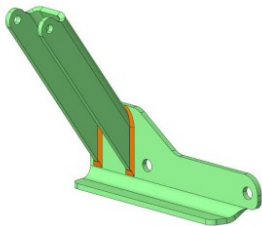
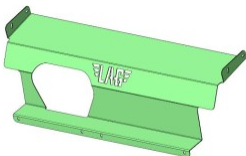
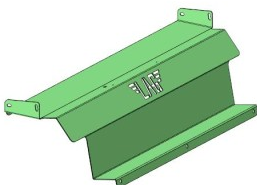

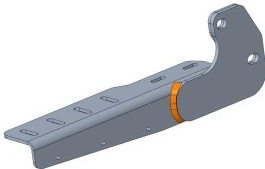
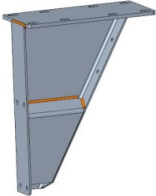

| | Article | Description |
|---|------------|--|
|  | A1J0001766 | MONTEER EMMERHOUDER MOUNT BUCKET HOLDER EIMERHALTER MONTIEREN MONTAGE DU SUPPORT DE SEAU |
|  | A1J0001767 | EMMER HOUDER BUCKET HOLDER EIMERHALTER PORTE SEAU |
|  | A1J0001778 | VERSTERKING BRACE STRUT STREBENSTREU PIÈCE DE RENFORT |
|  | A1J0001782 | ONDERSTEUNING SPILL KIT + BRANDBLUSSEUR SUPPORT SPILLKIT+FIRE EXTINGUISHER UNTERSTÜTZUNG: SPILLKIT + FEUERLÖSCHER KIT DE JEU SUPPORT+QUATRE EXTINCTEURS |
|  | A1J0001789 | BRANDBLUSSEUR STEUN MOUNT FIRE EXTINGUISHER FEUERLÖSCHER MONTIEREN MONTER UN EXTINCTEUR D'INCENDIE |
|  | A1J0001814 | BRANDBLUSSEUR KOFFER JONESCO FIRE EXTINGUISHER CASE JONESCO FEUERLÖSCHER-KOFFER JONESCO CAS D'EXTINCTEUR D'INCENDIE JONESCO |
|  | A1J0001830 | BEVESTIGING FIETSENVANGER ATTACHMENT OF SIDE GUARD BEFESTIGUNG DER FAHRRADFANGE FIXATION DU ATTACHE VÉLO |

| | Article | Description |
|---|------------|--|
|  | A1J0001893 | BEVESTIGING KUNSTOF MORSBAK FIXATION AU PLATEAU DE DÉVERSEMENT EN PLASTIQUE BEFESTIGUNG AN KUNSTSTOFF-AUFFALLBEHÄLTER FIXATION AU PLATEAU DE DÉVERSEMENT EN PLASTIQUE |
|  | A1J0001894 | MONTAGEPLAAT>WIELBLOKHOUDER MOUNTING PLATE>WHEELBLOCK HOLDER MONTAGEPLATTE>RADBLOCKHALTER PLAQUE DE MONTAGE>PORTE-BLOCS-ROUES |
|  | A1J0001931 | ONDERSTEUNING CRADLE ADBLUE TANK SUPPORT CRADLE ADBLUE TANK UNTERSTÜTZUNG DES ADBLUE-TANKS SUPPORT BERCEAU ADBLUE RESERVOIR |
|  | A1J0001961 | GEREEDSCHAPSKIST[750] STEUN DAF TRUCK TOOLBOX[750] SUPPORT DAF TRUCK WERKZEUGKASTEN[750] UNTERSTÜTZUNG DAF TRUCK BOITE A OUTILS[750] SUPPORT CAMION DAF |
|  | A1J0001975 | BUMPER OPVULSTUK ASPOCK BUMPER SPACER ASPOCK STOßSTANGEN-ABSTANDSHALTER ASPOCK ENTRETOISE DE PARE-CHOCS ASPOCK |
|  | A1J0001976 | EINDPLAAT AFSTANDSHOUDER SPACER END PLATE ABSTANDESENDPLATTE PLAQUE D'EXTRÉMITÉ D'ENTRETOISE |
|  | A1J0001983 | BUMPERSTEUN LINKS>GEBOUT BUMPER SUPPORT LEFT>BOLTED STOßSTANGENSTÜTZE LINKS>VERSCHRAUBT SUPPORT DE PARE-CHOCS GAUCHE>BOULONNÉ |

| | Article | Description |
|---|------------|--|
|  | A1J0001985 | BUMPERSTEUN RECHTS>GEBOUT BUMPER SUPPORT RIGHT>BOLTED STOßSTANGENSTÜTZE RECHTS>VERSCHRAUBT SUPPORT DE PARE-CHOCS DROIT>BOULONNÉ |
|  | A1J0002024 | MORSEBAK ALU SPILLING TRAY ALU VERSCHÜTZUNGSSCHALE ALU PLATEAU DE RENVERSEMENT ALU |
|  | A1J0002034 | BEVESTIGING BRANDBLUSSER FIRE EXTINGUISHER ATTACHMENT FEUERLÖSCHERANSCHLUSS FIXATION POUR EXTINCTEUR |
|  | A1J0002036 | BOUTKAM STAAL 2xM16xL50 BOLT COMB STEEL 2xM16xL50 BOLZENKAMM STAHL 2xM16xL50 PEIGNE BOULON ACIER 2xM16xL50 |
|  | A1J0002038 | BOUTKAM STAAL 2xM16xL50 BOLT COMB STEEL 2xM16xL50 BOLZENKAMM STAHL 2xM16xL50 PEIGNE BOULON ACIER 2xM16xL50 |
|  | A1J0002139 | BUMPERSTEUN LINKS>VASTGEBOUT H=470 BUMPER SUPPORT LEFT>BOLTEDH=470 STOßSTANGENSTÜTZE LINKS>VERSCHRAUBTH=470 SUPPORT DE PARE-CHOCS GAUCHE>BOULONNÉH=470 |
|  | A1J0002143 | BUMPERSTEUN RECHTS>VASTGEBOUTEN H=470 BUMPER SUPPORT RIGHT>BOLTEDH=470 STOßSTANGENSTÜTZE RECHTS>VERSCHRAUBTH=470 SUPPORT DE PARE-CHOCS DROIT>BOULONNÉH=470 |



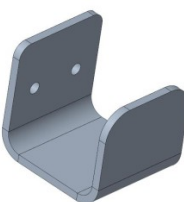
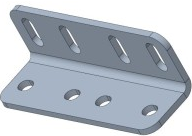


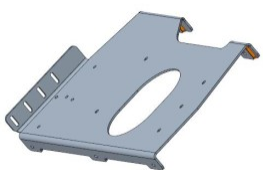
| | Article | Description |
|---|------------|--|
|  | A1J0002150 | ADR-PLAATHOUDER ADR PLATE HOLDER ADR-Schildhalter PORTE-PLAQUE ADR |
|  | A1J0002195 | VERSTEVINGSSTRUT>STEUNPOOT VERBINDING BRACING STRUT>LANDING LEG CONNECTION VERSTÄRKUNGSSTREU>LANDEGEBEINVERBINDUNG CONTREVENTEMENT>CONNEXION PIED D'ATERRISSAGE |
|  | A1J0002196 | BEUGELSTRUT BRACE STRUT STREBENSTREU BARRE DE RENFORT |
|  | A1J0002201 | MORSBAK 2350mm SPILLING TRAY 2350mm Auffangwanne 2350 mm PLATEAU DE RENVERSEMENT 2350mm |
|  | A1J0002202 | AFDEKPLAAT SCULLY COVER SCULLY SCULLY ABDECKEN COUVERTURE SCULLY |
|  | A1J0002204 | STEUN BUIZEN SUPPORT PIPING UNTERSTÜTZUNGSROHRLEITUNG TUYAUTERIE DE SOUTIEN |
|  | A1J0002211 | SLANGBAKSTEUN ACHTER [L] REAR HOSE TRAY SUPPORT [L] HINTERE SCHLAUCHFACHUNTERSTÜTZUNG [L] SUPPORT DE PLATEAU DE TUYAU ARRIÈRE [L] |

| | Article | Description |
|---|------------|--|
|  | A1J0002212 | ACHTERSTE SLANGBAKSTEUN [R] REAR HOSE TRAY SUPPORT [R] HINTERE SCHLAUCHFACHUNTERSTÜTZUNG [R] SUPPORT DE PLATEAU DE TUYAUX ARRIÈRE [R] |
|  | A1J0002223 | |
|  | A1J0002224 | FERRY HAAK>ACHTER[R] FERRY HOOK>REAR[R] FÄHRENHAKEN>HINTEN[R] CROCHET FERRY>ARRIÈRE[R] |
|  | A1J0002225 | CHASSISVERSTERKING>VEER HAAK CHASSIS REINFORCEMENT>FERRY HOOK FAHRGESTELLVERSTÄRKUNG>FÄHRENHAKEN RENFORT CHÂSSIS>CROCHET FERRY |
|  | A1J0002226 | VERSTERKING VOOR FERRY HAAK FERRY BRACE FÄHRENHALTER ATTACHE DE FERRY |
|  | A1J0002287 | BEUGEL ZIJBESCHERMING STEUN BRACKET SIDE PROTECTION SUPPORT HALTERUNG FÜR SEITENSCHUTZ SUPPORT DE PROTECTION LATÉRALE SUPPORT |
|  | A1J0002316 | AFDICHTING SPATBORDBUIS FENDER TUBE SEAL FENDERROHRDICHTUNG JOINT DE TUBE D'AILE |

| | Article | Description |
|---|------------|--|
|  | A1J0002436 | |
|  | A1J0002438 | SLUITPLAAT;LOGO[LAG];SLANGKOKER OPENING CLOSING PLATE;LOGO[LAG];HOSETUBE OPENING VERSCHLUSSPLATTE;LOGO[LAG];SCHLAUCHROHRÖFFNUNG PLAQUE DE FERMETURE;LOGO [LAG];OUVERTURE HOSETUBE |
|  | A1J0002439 | |
|  | A1J0002462 | HORIZONTALE STEUN >STEUNSPOTEN HORIZONTAL STRAVE>LANDING LEGS HORIZONTALE GERADEN>LANDEBEINE VIRAGE HORIZONTAL>JAMBES D'ATERRISSAGE |
|  | A1J0002467 | STEUNPOTEN VOOR SLANGKOKERS HOSE RACK SUPPORT LANDING LEGS SCHLAUCHHALTERUNG STÜTZFÜSSE PATTES D'ATERRISSAGE DU SUPPORT DU SUPPORT DE TUYAU |
|  | A1J0002472 | BUMPERSTEUN LINKS>VASTGEBOUT H=500 BUMPER SUPPORT LEFT>BOLTEDH=500 STOßSTANGENSTÜTZE LINKS>VERSCHRAUBTH=500 SUPPORT DE PARE-CHOCS GAUCHE>BOULONNÉH=500 |
|  | A1J0002475 | BUMPERSTEUN RECHTS>VASTGEBOUTEN H=500 BUMPER SUPPORT RIGHT>BOLTEDH=500 STOßSTANGENSTÜTZE RECHTS>VERSCHRAUBTH=500 SUPPORT DE PARE-CHOCS DROIT>BOULONNÉH=500 |

CHASSIS-ONDERDELEN

| | Article | Description |
|---|------------|--|
|  | A1J0002485 | BUMPER_STEUN_LINKS>GEBOUT BUMPER_SUPPORT_LEFT>BOLTED STOSSSTANGE_STÜTZE_LINKS>GESCHRAUBT SUPPORT_PARE-CHOCS_GAUCHE>BOULONNÉ |
|  | A1J0002486 | STEUN>FIETSENVANGER CLAMPING GIRDER>SIDE GUARD SPANNRÄGER>SEITENSCHUTZBÜGEL POUTRE DE SERRAGE>GARDE LATÉRALE |
|  | A1J0002488 | BUMPER_STEUN_RECHTS>GEBOUT BUMPER_SUPPORT_RIGHT>BOLTED STOSSSTANGENSTÜTZE_RECHTS>GESCHRAUBT SUPPORT_DE_PARE-CHOCS_DROIT>BOULONNÉ |
|  | A1J0002505 | |
|  | A1J0002507 | |
|  | A1J0002513 | VERGRENDLING BALK-ALU>KLEP VERGRENDLING LOCKING BEAM-ALU>VALVE LOCKING SPERRBALKEN-ALU>VENTILVERRIEGELUNG VERROUILLAGE DU FAISCEAU-ALU>VERROUILLAGE DE LA VALVE |
|  | A1J0002524 | ONDERSTEUNING>VERGRENDLING SYSTEEM-SIDEGAURD SUPPORT>LOCKING SYSTEM-SIDE GUARD SUPPORT>SYSTEM SPERREN-SIDEGAURD SUPPORT>VERROUILLAGE DU SYSTÈME-SIDEGAURD |

| | Article | Description |
|---|------------|--|
|  | A1J0002527 | SCHARNIERPLAAT>FIETSENVANGER HINGE PLATE>SIDE GUARD SCHARNIERPLATTE>SEITENSCHUTZ PLAQUE CHARNIÈRE>PROTECTION LATÉRALE |
|  | A1J0002538 | AFSTANDSHOUDER ZIJBESCHERMING SPACER GUARD BAR ABSTANDSSCHUTZSTANGE BARRE DE GARDE D'ENTRETOISE |
|  | A1J0002539 | AFDEKKING SCULY COVER SCULLY SCULLY ABDECKEN COUVERTURE SCULLY |
|  | A1J0002544 | STEUN KIST BOX MOUNT KASTENMONTAGE MONTAGE EN BOÎTE |
|  | A1J0002545 | Montage> beschermsteun MOUNT>GUARD BAR CONTROL MONTIEREN>SCHUTZBÜGELKONTROLLE MONTURE>CONTRÔLE DE LA BARRE DE GARDE |
|  | A1J0002546 | POMPLEIDINGEN ONDERSTEUNING SUPPORT PUMP PIPES STÜTZPUMPENROHRE LES TUYAUX DE LA POMPE DE SUPPORT |
|  | A1J0002550 | ONDERSTEUNING KAST SUPPORT CABINET UNTERSTÜTZUNGSSCHRANK ARMOIRE DE SOUTIEN |

| | Article | Description |
|---|------------|--|
|  | A1J0002561 | BUMPERSTEUN LINKS>VASTGEBOUT H=520 BUMPER SUPPORT LEFT>BOLTEDH=520 STO&STANGENSTÜTZE LINKS>VERSCHRAUBTH=520 SUPPORT DE PARE-CHOCS GAUCHE>BOULONNÉH=520 |
|  | A1J0002564 | BUMPERSTEUN RECHTS>VASTGEBOUTEN H=520 BUMPER SUPPORT RIGHT>BOLTEDH=520 STO&STANGENSTÜTZE RECHTS>VERSCHRAUBTH=520 SUPPORT DE PARE-CHOCS DROIT>BOULONNÉH=520 |
|  | A1J0002645 | STEUN GEREEDSCHAPSKIST SUPPORT TOOL BOX UNTERSTÜTZENDE WERKZEUGKASTEN BOÎTE À OUTILS DE SOUTIEN |
|  | A1J0002650 | STEUN PIJPLEIDINGEN VOOR DE POMP SUPPORT PUMP PIPES STÜTZPUMPENROHRE LES TUYAUX DE LA POMPE DE SUPPORT |
|  | A1J0002679 | EINDE>SLANGBUISHOUDER-RVS[1.4301;HGL];2xDIA160;TIR SPILLBOX;RECHTS - SPECIAAL - SPRINGLOCK END>HOSE TUBE HOLDER-SS[1.4301;HGL];2xDIA160;TIR SPILLBOX;RIGHT - SPECIAL - SPRINGLOCK ENDE>SCHLAUCHROHRHALTER-SS[1.4301;HGL];2xDIA160;TIR SPILLBOX;RECHTS - SPEZIAL - SPRINGLOCK FIN>HOSE TUBE HOLDER-SS[1.4301;HGL];2xDIA160;TIR SPILLBOX;DROIT - SPÉCIAL - SPRINGLOCK |
|  | A1J0002704 | ALU TRAILER STEUN H=300 ALU TRAILER SUPPORT H=300 ALU ANHÄNGERSTÜTZE H=300 SUPPORT REMORQUE ALU H=300 |
|  | A1J0002743 | HORIZONTALE STEUN>STEUNPOTEN HORIZONTAL STRAVE>LANDING LEGS HORIZONTALE STRAVE> LANDEBEINE LIGNE HORIZONTALE>JAMBES D'ATTERRISSAGE |

| | Article | Description |
|---|------------|---|
|  | A1J0002744 | STEUN 670 mm SUPPORT 670mm UNTERSTÜTZUNG 670mm SUPPORT 670mm |
|  | A1J0002745 | DOCUMENTHOUDER STEUN WILLIAMS DOCUMENT HOLDER SUPPORT WILLIAMS DOKUMENTENHALTER-UNTERSTÜTZUNG WILLIAMS SUPPORT PORTE DOCUMENT WILLIAMS |
|  | A1J0002823 | STEUN VOOR STEUNPOTEN SUPPORT LANDING LEGS UNTERSTÜTZENDE LANDEBEINE SUPPORT PATTES D'ATTERRISSAGE |
|  | A1J0002826 | STEUN FIETSENVANGER SIDE GUARD SUPPORT SEITENSCHUTZUNTERSTÜTZUNG SUPPORT DE PROTECTION LATÉRALE |
|  | A1J0002828 | ONDERSTEUNING POMP LANDINGSPOTEN PUMP SUPPORT LANDING LEGS PUMPENSTÜTZ-LANDEBEINE PIEDS D'ATTERRISSAGE DE SUPPORT DE POMPE |
|  | A1J0002834 | BRANDBLUSSER STEUN MOUNT FIRE EXTINGUISHER FEUERLÖSCHER MONTIEREN MONTER UN EXTINCTEUR D'INCENDIE |
|  | A1J0002840 | STEUN GEREEDSCHAPSKIST SUPPORT TOOLBOX UNTERSTÜTZUNG DER TOOLBOX BOÎTE À OUTILS D'ASSISTANCE |

| | Article | Description |
|---|------------|--|
|  | A1J0002860 | STEUN AD-BLUE TANK SUPPORT CRADLE AD-BLUE TANK SUPPORT CRADLE AD-BLUE TANK SUPPORT BERCEAU AD-BLUE RESERVOIR |
|  | A1J0002881 | STEUN AD BLUE TANK SUPPORT CRADLE AD-BLUE TANK SUPPORT CRADLE AD-BLUE TANK SUPPORT BERCEAU AD-BLUE RESERVOIR |
|  | A1J0002982 | BEUGEL ZIJBESCHERMING ONDERSTEUNING BRACKET SIDE PROTECTION SUPPORT HALTERUNG SEITENSCHUTZ SUPPORT DE PROTECTION LATÉRALE |
|  | A1J0003131 | CHASSIS SLUITPLAAT>DAF TRUCK CHASSIS CLOSING PLATE>DAF TRUCK CHASSIS-SCHLIESSPLATTE>DAF TRUCK PLAQUE DE FERMETURE CHÂSSIS>CAMION DAF |
|  | A1J0003164 | VERBINDING FIETSENVANGER + HOUDER SENSOR CONNECTION BIKE CATCHER + SENSOR HOLDER VERBINDUNG BIKE CATCHER + SENSORHALTER CONNEXION CAPTEUR DE VÉLO + SUPPORT DE CAPTEUR |
|  | A1J0003213 | MONTAGEPLAAT LINKER UITRUSTINGSKAST; VOLVO FL MOUNTING PLATE LEFT EQUIPMENT BOX; VOLVO FL MONTAGEPLATTE LINKS GERÄTEKASTEN; VOLVO FL PLAQUE DE MONTAGE GAUCHE BOÎTE D'ÉQUIPEMENT; VOLVO FL |
|  | A1J0003214 | MONTAGEPLAAT RECHTER UITRUSTINGSDOOS; VOLVO FL MOUNTING PLATE RIGHT EQUIPMENT BOX; VOLVO FL MONTAGEPLATTE RECHTS FÜR GERÄTEKASTEN; VOLVO FL PLAQUE DE MONTAGE BOÎTE D'ÉQUIPEMENT DROITE; VOLVO FL |


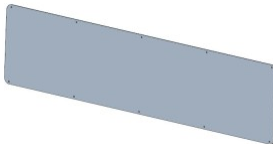
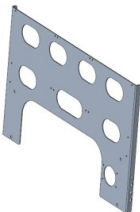




CHASSIS-ONDERDELEN

| | Article | Description |
|---|------------|---|
|  | A1J0003222 | MONTAGEPLAAT RECHTER UITRUSTINGSDOOS; SCANIA MOUNTING PLATE RIGHT EQUIPMENT BOX; SCANIA Montageplatte rechts Gerätekasten; Scania PLAQUE DE MONTAGE DROITE BOÎTE D'ÉQUIPEMENT ; SCANIA |
|  | A1J0003223 | ADR PLAAT MONTAGE ADR PLATE MOUNT ADR-KENNZEICHENHALTERUNG SUPPORT DE PLAQUE ADR |
|  | A1J0003317 | MONTAGEPLAAT RECHTER UITRUSTINGSDOOS; SCANIA MOUNTING PLATE RIGHT EQUIPMENT BOX; SCANIA Montageplatte rechts Gerätekasten; Scania PLAQUE DE MONTAGE DROITE BOÎTE D'ÉQUIPEMENT ; SCANIA |
|  | A1J0003414 | SAMENSTELLING BEVESTIGING BRANDBLUSSER;[LAGE POSITIE] BRANDBLUSSER KOFFER JONESCO COMPOSITION FIRE EXTINGUISHER MOUNTING;[LOW POSITION]FIRE EXTINGUISHER CASE JONESCO ZUSAMMENSETZUNG DER FEUERLÖSCHERMONTAGE; [NIEDRIGE POSITION] FEUERLÖSCHERKOFFER JONESCO COMPOSITION DU SUPPORT D'EXTINCTEUR ; [POSITION BASSE]ÉTUI POUR EXTINCTEUR JONESCO |
|  | A1J0003433 | BEVESTIGING FIETSENVANGER - TANKOPBOUW SIDE GUARD MOUNT - TANK BUILDING FAHRRADFÄNGER-BESTÄTIGUNG - PANZERBAU CONFIRMATION DU RÉCUPÉRATEUR DE VÉLOS - CONSTRUCTION DE RÉSERVOIRS |
|  | A1L0000536 | BARTEC>BEUGELFLENS BARTEC>BRACKET FLANGE BARTEC>HALTERUNGSFLANSCH BARTEC>BRIDE SUPPORT |
|  | A1L0000840 | MONTAGEPLAAT>LADDER BUMPER MOUNTING PLATE>LADDER BUMPER MONTAGEPLATTE>LEITERSTOßSTANGE PLAQUE DE MONTAGE>ÉCHELLE PARE-CHOC |


CHASSIS-ONDERDELEN







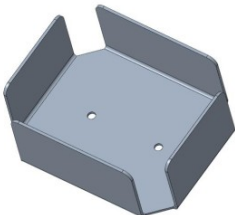
| | Article | Description |
|---|------------|--|
|  | A1L000937 | CAMERASTEUN RVS - LG=400 CAMERA SUPPORT STAINLESS STEEL - LG=400 KAMERAHALTER AUS EDELSTAHL - LG=400 SUPPORT CAMÉRA ACIER INOXYDABLE - LG=400 |
|  | A1L000946 | CAMERA STEUN RVS - LG=300 CAMERA SUPPORT Stainless steel - LG=300 KAMERAHALTER Edelstahl - LG=300 SUPPORT CAMÉRA Acier inoxydable - LG=300 |
|  | A1L0001337 | MONTAGEBEUGEL FRONTPLAAT MOUNTING BRACKET FRONT PLATE HALTERUNG FRONTPLATTE SUPPORT DE MONTAGE PLAQUE AVANT |
|  | A1L0001463 | BESCHERMINGSPLAAT>GASKLEP PROTECTION PLATE>GAS-VALVE SCHUTZPLATTE>GASVENTIL PLAQUE DE PROTECTION>VANNE GAZ |
|  | A1L0001488 | LADDERBEVESTIGING LADDER MOUNT LEITERHALTERUNG MONTAGE SUR ÉCHELLE |
|  | A1L0001491 | LADDER ALU;L2200;W325 LADDER ALU;L2200;W325 LEITER ALU;L2200;B325 ÉCHELLE ALU;L2200;W325 |
|  | A1L0001494 | LADDEROPBERGBEVESTIGING [LINKS] LADDER STORAGE MOUNT [LEFT] LEITERAUFBEWAHRUNGSHALTERUNG [LINKS] SUPPORT DE RANGEMENT POUR ÉCHELLE [GAUCHE] |


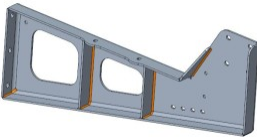

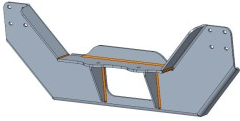



| | Article | Description |
|---|------------|---|
|  | A1L0001495 | LADDEROPSLAGBEVESTIGING [RECHTS] LADDER STORAGE MOUNT [RIGHT] LEITERAUFBEWAHRUNGSHALTERUNG [RECHTS] SUPPORT DE RANGEMENT POUR ÉCHELLE [DROITE] |
|  | A1L0001868 | CROSS STRAVE-KABINET CROSS-STRAVE>CABINET CROSS STRAVE SCHRANK ARMOIRE CROISÉE |
|  | A1M0000015 | BEVESTIGING ADR BORD CONFIRMATION ADR BOARD BESTÄTIGUNGS-ADR-BOARD CARTE ADR DE CONFIRMATION |
|  | A1M0000016 | MONTAGELENGTEMARKERING MOUNTING LENGTH MARKING MARKIERUNG DER MONTAGELÄNGE MARQUAGE DE LONGUEUR DE MONTAGE |
|  | A1M0000062 | ADR-PLAATBEVESTIGING>SLANGKOKER ADR-PLATE MOUNT>HOSETUBES ADR-PLATTENMONTAGE>SCHLAUCHROHRE SUPPORT PLAQUE ADR>HOSETUBES |
|  | A1M0000073 | STEUN GEVAARBORD ACHTERAAN MOUNT DANGER-SIGN REAR GEFAHRENSCHILD HINTEN MONTIEREN MONTAGE DU SIGNAL DE DANGER À L'ARRIÈRE |
|  | A1M0000074 | MONTAGE GEVAAR-SIGN [L] MOUNT DANGER-SIGN [L] MOUNT Danger-Schild [L] MONTER LE SIGNE DE DANGER [L] |

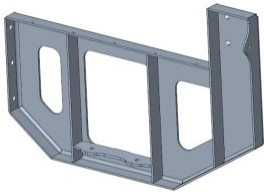

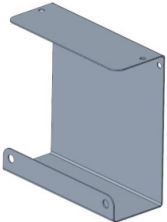


| | Article | Description |
|---|------------|--|
|  | A1M0000075 | <p>MONTEER GEVAAR-SIGN [R]</p> <p>MOUNT DANGER-SIGN [R]</p> <p>MOUNT Danger-Schild [R]</p> <p>MONTER LE SIGNE DE DANGER [R]</p> |
|  | A1M0000081 | <p>MONTAGE>LENGTEMARKERING</p> <p>MOUNTING>LENGTH MARKING</p> <p>MONTAGE>LÄNGENMARKIERUNG</p> <p>MONTAGE>MARQUAGE DE LONGUEUR</p> |
|  | A1M0000083 | <p>STEUN GEVAARBORD ACHTERAAN</p> <p>MOUNT DANGER-SIGN REAR</p> <p>GEFAHRENSCHILD HINTEN MONTIEREN</p> <p>MONTAGE DU SIGNAL DE DANGER À L'ARRIÈRE</p> |
|  | A1P0000304 | <p>MONTAGEPLAAT SLANGBAK</p> <p>MOUNTING PLATE HOSE CONNECTION</p> <p>MONTAGEPLATTE SCHLAUCHANSCHLUSS</p> <p>RACCORDEMENT DE TUYAU DE PLAQUE DE MONTAGE</p> |
|  | A1P0000351 | <p>STEUN COLLECTOR>TECNOMETAL</p> <p>SUPPORT COLLECTOR>TECNOMETAL</p> <p>UNTERSTÜTZUNGSKOLLEKTOR>TECNOMETAL</p> <p>SUPPORT COLLECTEUR>TECNOMETAL</p> |
|  | A1P0000390 | <p>SCHARNIER>ZIJBESCHERMING</p> <p>HINGE>SIDE GUARD</p> <p>SCHARNIER>SEITENSCHUTZ</p> <p>CHARNIÈRE>PROTECTION LATÉRALE</p> |
|  | A1P0000431 | <p>ONDERSTEUNENDE SLANGHASPEL</p> <p>SUPPORT HOSE REEL</p> <p>UNTERSTÜTZUNG DER SCHLAUCHROLLE</p> <p>SUPPORT ENROULEUR DE TUYAU</p> |

| | Article | Description |
|---|------------|--|
|  | A1P0000608 | MONTAGE>NOODSTOP MOUNTING>EMERGENCY STOP MONTAGE>NOT-AUS MONTAGE>ARRET D'URGENCE |
|  | A1P0000627 | LEK BAK LEAKING BOX Undichter Behälter BOITE FUIITE |
|  | A1P0000722 | BEVESTIGING VULKOPPELING 5C FILLING COUPLER ATTACHMENT 5C FÜLLKUPPLUNGSBEFESTIGUNG 5C FIXATION COUPLEUR DE REMPLISSAGE 5C |
|  | A1P0000747 | MOUNT>ADAPTER;4" API MOUNT>ADAPTER;4" API MOUNT>ADAPTER;4" API MONTAGE>ADAPTATEUR;API 4" |
|  | A1P0000863 | MANGATPLUG Ø30 MANHOLE PLUG Ø30 SCHACHTSTOPFEN Ø30 BOUCHON DE REGARD Ø30 |
|  | A1P0000864 | KLEMPLAAT COUNTERPLATE GEGENPLATTE CONTREPLAQUE |
|  | A1P0001055 | API-ONDERSTEUNING [x6] API SUPPORT [x6] API-UNTERSTÜTZUNG [x6] SUPPORT API [x6] |

| | Article | Description |
|---|------------|--|
|  | A1P0001058 | LEIDINGONDERSTEUNING;COMP[x6] PIPEWORK SUPPORT;COMP[x6] ROHRLEITUNGSUNTERSTÜTZUNG;COMP[x6] SUPPORT DE TUYAUTERIE;COMP[x6] |
|  | A1P0001059 | STEUN GASTERUGWINNING MOUNT VAPOUR RECOVERY MOUNT-DAMPF-RÜCKGEWINNUNG MONTER LA RÉCUPÉRATION DE VAPEUR |
|  | A1P0001071 | MONTEER EMCO SOCKET COMBI-KAST MOUNT EMCO SOCKET COMBI CABINET MONTIEREN SIE EMCO STECKDOSE KOMBISCHRANK MONTER UNE ARMOIRE COMBI À PRISES EMCO |
|  | A1P0001124 | KABEL ROND CABLE ROUND KABEL RUND CÂBLE ROND |
|  | A1P0001133 | FILTERONDERSTEUNING FILTER SUPPORT FILTERUNTERSTÜTZUNG SUPPORT DE FILTRE |
|  | A1P0001136 | BEVESTIG>SKIT MOUNT>SKIT MONTAGE>SKIT MONTAGE>SKIT |
|  | A1P0001137 | MONTAGE>FLOW METER MOUNT>FLOW METER MONTAGE>DURCHFLUSSMESSGERÄT MONTAGE>DÉBITMÈTRE |


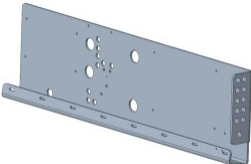



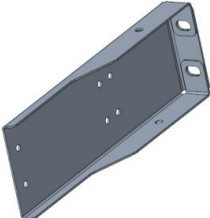

| | Article | Description |
|---|------------|--|
|  | A1P0001141 | ONDERSTEUNING>MORSPELBAK SUPPORT>SPILLING TRAY UNTERSTÜTZUNG>VERSCHÜTTUNGSFACH SUPPORT>PLATEAU DE DÉVERSEMENT |
|  | A1P0001144 | KABEL ROND CABLE ROUND KABEL RUND CÂBLE ROND |
|  | A1P0001145 | MONTEER LAGPLAAT MOUNT LAG PLATE LAG-PLATTE MONTIEREN MONTER LA PLAQUE DE RECHERCHE |
|  | A1P0001183 | STEUN EMCO COMBIKAST MOUNT EMCO COMBI CABINET EMCO KOMBI-SCHRANK MONTIEREN MONTER UNE ARMOIRE COMBI EMCO |
|  | A1P0001211 | UNIVERSELE POMPSTEUN NIEHUSER FM(4ass)-NP POMP EN FL-NPE POMP UNIVERSAL PUMP SUPPORT NIEHUSER FM(4ass)-NP PUMP AND FL-NPE PUMP UNIVERSAL-PUMPENUNTERSTÜTZUNG NIEHUSER FM(4ass)-NP-PUMPE UND FL-NPE-PUMPE SUPPORT DE POMPE UNIVERSEL POMPE NIEHUSER FM(4ass)-NP ET POMPE FL-NPE |
|  | A1P0001255 | UNIVERSELE POMPSTEUN NIEHUSER FM(3ass)NP(E) EN SCANIA NP(E) POMP UNIVERSAL PUMP SUPPORT NIEHUSER FM(3ass)NP(E) AND SCANIA NP(E) PUMP UNIVERSALPUMPENUNTERSTÜTZUNG NIEHUSER FM(3ass)NP(E) UND SCANIA NP(E) PUMPE SUPPORT DE POMPE UNIVERSEL POMPE NIEHUSER FM(3ass)NP(E) ET SCANIA NP(E) |
|  | A1P0001277 | HOUDER JERRYCAN 5L JERRY CAN HOLDER 5L KANISTERHALTER 5L PORTE-JERRY CAN 5L |

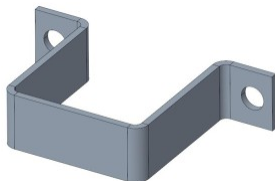




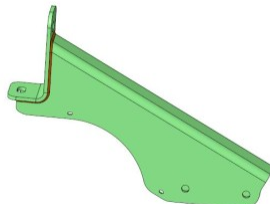
| | Article | Description |
|---|------------|---|
|  | A1P0001284 | LEIDINGWERK ONDERSTEUNING PIPEWORK SUPPORT ROHRLEITUNGSUNTERSTÜTZUNG SUPPORT DE TUYAUTERIE |
|  | A1P0001291 | POMPSTEUN ACHTER PUMP SUPPORT REAR PUMPENSTÜTZE HINTEN SUPPORT DE POMPE ARRIERE |
|  | A1P0001293 | STEUNPLAAT POMP PUMP SUPPORT PLATE PUMPENTRÄGERPLATTE PLAQUE DE SUPPORT DE LA POMPE |
|  | A1P0001296 | POMPSTEUN VOORAAN PUMP SUPPORT FRONT PUMPENTRÄGER VORNE SUPPORT DE POMPE AVANT |
|  | A1P0001299 | STEUN POMP FILTER SUPPORT PUMP FILTER STÜTZPUMPENFILTER FILTRE DE LA POMPE DE SUPPORT |
|  | A1P0001344 | STEUN VOOR POMPUITLAAT PIJP SUPPORT PUMP OUTLET PIPE AUSTRITTSROHR DER STÜTZPUMPE TUYAU DE SORTIE DE LA POMPE DE SUPPORT |
|  | A1P0001434 | POMPMONTAGEPLAAT PUMP SUPPORT PLATE PUMPENSTÜTZPLATTE PLAQUE SUPPORT POMPE |

| | Article | Description |
|---|------------|--|
|  | A1P0001452 | POMPSTEUN ACHTER PUMP SUPPORT REAR PUMPENSTÜTZE HINTEN SUPPORT DE POMPE ARRIÈRE |
|  | A1P0001462 | ONDERSTEUNING>LEIDING-ZIJBESCHERMING SUPPORT>PIPING-SIDE GUARD UNTERSTÜTZUNG>ROHRLEITUNGSSEITENSCHUTZ SUPPORT>TUYAUTERIE-PROTECTION LATÉRALE |
|  | A1P0001463 | ONDERSTEUNING BUIZEN SUPPORT PIPING UNTERSTÜTZUNGSROHRLEITUNG TUYAUTERIE DE SOUTIEN |
|  | A1R0000171 | BESCHERMINGSPLAAT>ASPOEK DOOS>BUMPER PROTECTION PLATE>ASPOCK BOX>BUMPER SCHUTZPLATTE>ASPOCK BOX>STOßSTANGE PLAQUE DE PROTECTION>ASPOCK BOX>PARE-CHOCS |
|  | A1R0000224 | BEUGEL KABELBUIS BRACKET CABLE TUBE HALTERUNG KABELROHR SUPPORT CÂBLE TUBE |
|  | A1R0000234 | BEUGEL KABELBUIS BRACKET CABLE TUBE HALTERUNG KABELROHR SUPPORT CÂBLE TUBE |
|  | A1S0000050 | BEVESTIGINGSPLAAT SCHARNIERBAAR DISPLAY MULTIFLOW MOUNTING PLATE HINGED DISPLAY MULTIFLOW MONTAGEPLATTE KLAPDISPLAY MULTIFLOW PLAQUE DE MONTAGE PRÉSENTAIRE CHARNIÈRE MULTIFLOW |

| | Article | Description |
|---|------------|--|
|  | A1S000058 | BEVESTIGING MFLOW BUIS A1 FASTENING MFLOW TUBE A1 BEFESTIGUNG DES MFFLUSSROHRS A1 FIXATION TUBE DE DÉBIT A1 |
|  | A1S0000100 | PAPIERGELEIDING PRINTER PAPER GUIDE PRINTER PAPIERFÜHRER-DRUCKER IMPRIMANTE GUIDE PAPIER |
|  | A1S0000126 | VERSTERKING>REGELEENHEID REINFORCEMENT>CONTROL UNIT VERSTÄRKUNG>STEUEREINHEIT RENFORCEMENT>UNITÉ DE COMMANDE |
|  | A1S0000271 | LED LAMP STEUN BEUGEL LED LAMP SUPPORT BRACKET LED-LAMPENHALTERUNG SUPPORT DE LAMPE LED |
|  | A1S0000284 | BEDIENINGSEENHEID BEVESTIGING;4 COMP CONTROL UNIT FIXATION;4 COMP BEFESTIGUNG DER STEUEREINHEIT;4 KOMP FIXATION DE L'UNITÉ DE COMMANDE ; 4 COMP |
|  | A1S0000304 | STEUN PRINTER / EMIS / NOODVOEDING - VOLVO TRUCK SUPPORT PRINTER / EMIS / EMERGENCY POWER - VOLVO TRUCK UNTERSTÜTZENDER DRUCKER / EMIS / NOTSTROM - VOLVO TRUCK SUPPORT IMPRIMANTE / EMIS / ALIMENTATION D'URGENCE - CAMION VOLVO |
|  | A1S0000305 | STEUN PRINTER / EMIS / NOODVOEDING - VOLVO TRUCK SUPPORT PRINTER / EMIS / EMERGENCY POWER - VOLVO TRUCK UNTERSTÜTZENDER DRUCKER / EMIS / NOTSTROM - VOLVO TRUCK SUPPORT IMPRIMANTE / EMIS / ALIMENTATION D'URGENCE - CAMION VOLVO |

CHASSIS-ONDERDELEN

| | Article | Description |
|---|------------|---|
|  | A1S0000311 | BEDIENINGSPANEEL OPBOUW MET AANHANGERLEIDING - TVW CONTROL PANEL ASSEMBLY WITH TRAILER LEAD - TVW BEDIENFELDBAUGRUPPE MIT ANHÄNGERKABEL - TVW ENSEMBLE PANNEAU DE COMMANDE AVEC CÂBLE DE REMORQUE - TVW |
|  | A1S0000312 | BEDIENINGSPANEEL OPBOUW ZONDER AANHANGERLEIDING - TVW CONTROL PANEL ASSEMBLY WITHOUT TRAILER MANUAL - TVW MONTAGE DES BEDIENFELDES OHNE ANHÄNGERHANDBUCH - TVW ASSEMBLAGE DU PANNEAU DE COMMANDE SANS MANUEL DE REMORQUE - TVW |
|  | A1T0000039 | AANSLUITPLAAT TANKBESCHERMING MOUNT>GUARD BAR CONTROL ANSCHLUSSPLATTE TANKSCHUTZ PLAQUE DE CONNEXION PROTECTION CUVE |
|  | A1U0000015 | HYDRAULISCHE KLEPBEVESTIGING HYDRAULIC VALVE MOUNT HYDRAULISCHE VENTILHALTERUNG SUPPORT DE VANNE HYDRAULIQUE |
|  | A1U0000024 | HYDRAULIC TANK ALUMINIUM 18 LITER BOOSTER UNIT HYDRAULIC TANK ALUMINIUM 18 LITERBOOSTER UNIT HYDRAULIKTANK ALUMINIUM 18 LITERBOOSTER-EINHEIT RÉSERVOIR HYDRAULIQUE ALUMINIUM 18 LITRESUNITÉ DE SURPRESSION |
|  | A2I0000991 | DOOS BEVESTIGING BOX MOUNT KASTENMONTAGE MONTAGE SUR BOÎTE |
|  | A2J0000012 | WIELKEG HOUDER (R530) WHEEL CHECK HOLDER (R530) CK LAUFRAD-KONTROLL HALTER (R530) CK SUPPORT DE CONTRÔLE DE ROUE (R530) CK |

| | Article | Description |
|---|------------|--|
|  | A2J000028 | BEUGEL WATERAFVOERSLANG BEUGEL WATERAFVOERSLANG WASSERABLAUFSCHLAUCHHALTERUNG SUPPORT DE TUYAU DE VIDANGE D'EAU |
|  | A2J000051 | MONTAGE>WIELKLEM MOUNTING>WHEEL CHOCK MONTAGE>UNTERLEGKEIL MONTAGE>CALE DE ROUE |
|  | A2J000092 | RESERVEWIELDRAGER ET0 SPARE WHEEL CARRIER ET0 RESERVERADTRÄGER ET0 SUPPORT DE ROUE DE SECOURS ET0 |
|  | A2J0000989 | RESERVE. DRAGER/LUCHTFILTER/STOP NOODGEVAL./PRESS. METER/DRUK. VENTIEL SPAREW. CARRIER/AIR FILTER/STOP EMERG./PRESS. GAUGE/PRESS. VALVE ERSATZTEIL. TRÄGER/LUFTFILTER/STOP-NOT./DRÜCKEN. MESSGERÄT/DRÜCKEN. VENTIL DE RECHANGE. TRANSPORTEUR/FILTRE À AIR/ARRÊT D'URGENCE./PRESSE. JAUGE/PRESSE. SOUPEPE |
|  | A2J0001020 | STEUN >BRANDBLUSSE SUPPORT >FIRE EXTINGUISHER UNTERSTÜTZUNG >FEUERLÖSCHER ASSISTANCE >EXTINCTEUR D'INCENDIE |
|  | A2J0001837 | STEUN CC735 BRACE CC735 BRACE CC735 ATTELLE CC735 |
|  | A2J0001846 | STEUN ZIJBESCHERMING BRACKET SIDE GUARD HALTERUNG SIDE GUARD SUPPORT PLAQUE LATERALE |

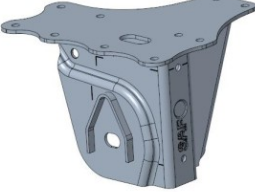
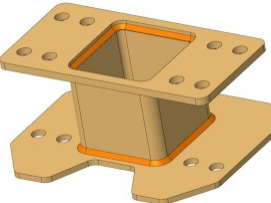
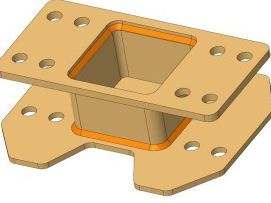

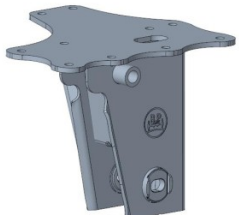
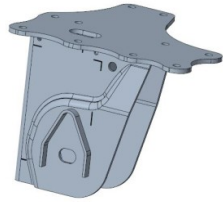
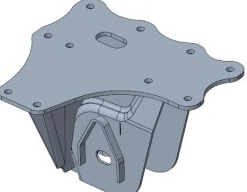
CHASSIS-ONDERDELEN

| | Article | Description |
|---|------------|--|
|  | A2J0001847 | FIETSENVANGER SCHARNIERPLAAT VOOR KLAPSTEUN (ALUMINIUM) BICYCLE RIDER HINGE PLATE FOR BUMP SUPPORT (ALUMINIUM) FAHRRADFAHRER-SCHARNIERPLATTE FÜR BUMPEN-UNTERSTÜTZUNG (ALUMINIUM) BICYCLE RIDER PLAQUE DE CHARNIERE POUR SUPPORT DE BUMPE (ALUMINIUM) |
|  | A2J0001849 | VERTICALE STEUN FIETSENVANGER (ALUMINIUM) VERTICAL SUPPORT BICYCLE TRAILER (ALUMINIUM) VERTICAL SUPPORT FAHRRADANHÄNGER (ALUMINIUM) BICYCLE TRAILER SUPPORT VERTICAL (ALUMINIUM) |
|  | A2J0001860 | RESERVEWIEL HOUDER ALUMINIUM RESERVE WHEEL HOLDER ALUMINIUM RESERVERADHALTER ALUMINIUM PORTE-ROUE DE RESERVE ALUMINIUM |
|  | A2J0001887 | MONTAGEPLAAT>KIST MET ZIJBESCHERMING MOUNTING PLATE>BOX WITH SIDE PROTECTION MONTAGEPLATTE>BOX MIT SEITENSCHUTZ PLAQUE DE MONTAGE>BOÎTE AVEC PROTECTION LATÉRAL |
|  | A2J0002034 | PEN VOOR SCHARNIER ZIJAFSCHERMING PIN FOR HINGE SIDE SHIELDING PENNE FÜR ABGEHÄNGTE SEITEN ABSCHIRMUNG PENNE POUR BLINDAGE LATÉRAL SUSPENDU |
|  | A2J0002134 | VERSTELBARE STEUNBEVESTIGING>LANDINGSPOTEN BRACING STRUT MOUNT>LANDING LEGS VERSTÄRKUNG DER STREBENHALTERUNG>LANDEBEINE SUPPORT DE BATTERIE DE RENFORCEMENT>JAMBES D'ATTERISSAGE |
|  | A2J0002723 | STEUN>KIST SUPPORT>BOX UNTERSTÜTZUNG>BOX SUPPORT>BOITE |

| | Article | Description |
|---|------------|--|
|  | A2J0002731 | TEGENPLAAT>KIST MONTAGE COUNTERPLATE>BOX MOUNT GEGENPLATTE>BOX MOUNT CONTREPLAQUE>MONTAGE BOÎTE |
|  | A2J0002827 | STEUN>BRANDBLUSSER SUPPORT>FIRE EXTINGUISHER UNTERSTÜTZUNG>FEUERLÖSCHER SUPPORT>EXTINCTEUR |
|  | A2J0003541 | FERRY HAAK FERRY HOOK FÄHRENHAKEN CROCHET DE FERRY |
|  | A2J0005027 | MONTAGEPLAAT>SPATLAP 2400mm MOUNTING PLATE>MUDFLAP 2400mm MONTAGEPLATTE>SCHMUTZFÄNGER 2400mm PLAQUE DE MONTAGE>BAVETTE 2400mm |
|  | A2L0004877 | BEVESTIGING>RESERVEWIELDRAGER/LANDINGSVOETEN MOUNT>SPARE WHEEL CARRIER/LANDING FEET MONTAGE>RESERVERADTRÄGER/LANDEFÜSSE SUPPORT>PORTE-ROUE DE SECOURS/PIEDS ATTERRIEURS |
|  | A2M0000058 | HOUDER VOOR ZIJMARKERING SIDE MARKING HOLDER SEITENMARKIERUNGSHALTER PORTE-MARQUAGE LATÉRAL |
|  | A2M0000141 | MONTAGEBEUGEL VOOR ZIJMARKERINGSLAMPEN MONTAGE OP FIETSENVANGER (HOGE UITVOERING) MOUNTING BRACKET FOR SIDE MARKER LAMPS MOUNTING ON BICYCLE TRAILER (HIGH VERSION) MONTAGEHALTERUNG FÜR SEITENMARKIERUNGSLAMPEN MONTAGE AUF FAHRRADANHÄNGER (HOHE VERSION) SUPPORT DE MONTAGE POUR LAMPES LATÉRALES DE MONTAGE SUR BICYCLE TRAILER (VERSION HAUTE) |

| | Article | Description |
|---|------------|--|
|  | A2M0000159 | MONTAGE ADR-NUMMERPLAATHOUDER MOUNTING ADR NUMBER PLATEHOLDER MONTAGE DES ADR-KENNZEICHENHALTERS MONTAGE DU PORTE-PLAQUE NUMÉRO ADR |
|  | A2P0000471 | MONTAGESTEUN KOGELKRAAN ACTUATOR MOUNTING SUPPORT BALL VALVE ACTUATOR MONTAGEHALTER KUGELVENTIL AKTUATOR ACTIONNEUR DE SOUPE À BILLE SUPPORT DE MONTAGE |
|  | A2R0000236 | CONTROLE PANEEL ALUMINIUM ACHTERZIJDE CONTROL PANEL REAR ALUMINUM BEDIENFELD HINTE ALUMINIUM PANNEAU DE COMMANDE DERRIÈRE EN ALUMINIUM |
|  | A300000455 | AARDINGSHASPEL RVS - 15 METER EARTHING REEL STAINLESS STEEL - 15 METER ERDUNGSSPULE EDELSTAHL - 15 METER ENROULEUR DE MISE À LA TERRE INOX - 15 MÈTRES |
|  | A3H0000284 | VEERBOK STAAL;LINKS;BPW[ST184;D70;24] HANGERBRACKET STEEL;LEFT;BPW[ST184;D70;24] AUFHÄNGERBÜGEL STAHL;LINKS;BPW[ST184;D70;24] SUPPORT DE CINTRE ACIER;GAUCHE;BPW[ST184;D70;24] |
|  | A3H0000285 | VEERBOK STAAL;RECHTS;BPW[ST184;D70;24] HANGERBRACKET STEEL;RIGHT;BPW[ST184;D70;24] AUFHÄNGERBÜGEL STAHL;RECHTS;BPW[ST184;D70;24] SUPPORT DE CINTRE ACIER;DROITE;BPW[ST184;D70;24] |
|  | A3H0000304 | VEERBOK STAAL;LINKS;SAF[ST200;INTRA] HANGERBRACKET STEEL;LEFT;SAF[ST200;INTRA] AUFHÄNGERBÜGEL STAHL;LINKS;SAF[ST200;INTRA] SUPPORT DE CINTRE ACIER;GAUCHE;SAF[ST200;INTRA] |

CHASSIS-ONDERDELEN

| | Article | Description |
|---|------------|--|
|  | A3H0000305 | VEERBOK STAAL;RECHTS;SAF[ST200;INTRA] HANGERBRACKET STEEL;RIGHT;SAF[ST200;INTRA] AUFHÄNGERBÜGEL STAHL;RECHTS;SAF[ST200;INTRA] SUPPORT DE CINTRE ACIER;DROITE;SAF[ST200;INTRA] |
|  | A3H0000310 | LUCHTVEERSTEUN-STAAL;H100;GEGALVANISEERD AIR SPRING SUPPORT-STEEL;H100;HOT DIP GALVANISED LUFTFEDERSTÜTZE - STAHL; H100; FEUERVERZINKT SUPPORT DE RESSORT PNEUMATIQUE-ACIER;H100;GALVANISÉ À CHAUD |
|  | A3H0000337 | LUCHTVEERSTEUN-STAAL;H70;GEGALVANISEERD AIR SPRING SUPPORT-STEEL;H70;HOT DIP GALVANISED LUFTFEDERSTÜTZE - STAHL; H70; FEUERVERZINKT LUFTFEDERSTÜTZE - STAHL; H70; FEUERVERZINKT SUPPORT DE RESSORT PNEUMATIQUE-ACIER;H70;GALVANISÉ À CHAUD |
|  | A3H0000342 | VEERBOKL;STAAL[BPW(AL2);ST286;LINKS] HANGER BRACKET;STEEL[BPW(AL2);ST286;LEFT] AUFHÄNGERHALTER;STAHL[BPW(AL2);ST286;LINKS] SUPPORT DE CINTRE;ACIER[BPW(AL2);ST286;GAUCHE] |
|  | A3H0000343 | VEERBOK;STAAL[BPW(AL2);ST286;RECHTS] HANGER BRACKET;STEEL[BPW(AL2);ST286;RIGHT] AUFHÄNGERHALTER;STAHL[BPW(AL2);ST286;RECHTS] SUPPORT DE CINTRE;ACIER[BPW(AL2);ST286;DROITE] |
|  | A3H0000418 | VEERBOK-STAAL;LINKS;SAF[ST250;INTRA] HANGERBRACKET-STEEL;LEFT;SAF[ST250;INTRA] AUFHÄNGERBÜGEL-STAH;LINKS;SAF[ST250;INTRA] SUPPORT DE CINTRE-ACIER;GAUCHE;SAF[ST250;INTRA] |
|  | A3H0000419 | VEERBOK-STAAL;RECHTS;SAF[ST250;INTRA] HANGERBRACKET-STEEL;RIGHT;SAF[ST250;INTRA] AUFHÄNGERBÜGEL-STAH;RECHTS;SAF[ST250;INTRA] SUPPORT DE CINTRE-ACIER;DROITE;SAF[ST250;INTRA] |

CHASSIS-ONDERDELEN

| | Article | Description |
|---|------------|--|
|  | A3J0003068 | FERRYHAAKBEVESTIGING OVER STEUNPOOT (IMO4 CERTIFIED) FERRY HOOK ATTACHMENT OVER BRACKET LEG FERRY HOOK BEFESTIGUNG ÜBER HALTERUNG ATTACHE CROCHET SUR BRIDE |
|  | A3J0003159 | MONTAGEBEUGEL-BRANDBLUSAPPARAAT MOUNTING BRACKET-FIRE EXTINGUISHER MONTAGEHALTERUNG-FEUERLÖSCHER SUPPORT DE MONTAGE-EXTINCTEUR |
|  | A3J0003395 | RESERVEWIEL HOUDER RESERVE WHEEL HOLDER RESERVERAD HALTER PORTE-ROUE DE RÉSERVE |
|  | A3J0003846 | FRONT PLATE>SIDE GUARD FRONT PLATE>SIDE GUARD FRONTPLATTE>SEITENSCHUTZ PLAQUE AVANT>GARDE LATÉRALE |
|  | A3J0003848 | PLAATSPLAAT PLACINGPLATE PLATZIERPLATTE PLAQUE DE PLACEMENT |
|  | A3J0003920 | MONTAGETEUN>AARDINGSHASPEL MOUNT>GROUNDING REEL MONTAGE>ERDUNGSROLLE MONTAGE>ENROULEUR DE MISE À LA TERRE |
|  | A3J0004230 | SIDEGUARD FRONT (LU H 100 X W100 X L 500) SIDEGUARD FRONT (LU H 100 X W100 X L 500) SEITENSCHIRM FRONT (LU H 100 X W100 X L 500) GARDE-BOUE AVANT (LU H 100 X W100 X L 500) |

CHASSIS-ONDERDELEN




| | Article | Description |
|---|------------|--|
|  | A3J0007341 | KLEMBALK>ZIJBESCHERMING CLAMPING GIRDER>SIDE GUARD KLEMMTRÄGER>SEITENSCHUTZ POUTRE DE SERRAGE>GARDE LATÉRALE |
|  | A3L0001567 | AFSLUITING KIST HANGSLOT LOCKING CHEST PADLOCK Abschließbares Brust-Vorhängeschloss CADENAS DE COFFRE VERROUILLABLE |
|  | A3M0000310 | ZIJMARKERINGHOUDER>LINKS SIDEMARKING HOLDER>LEFT SEITENMARKIERUNGSHALTER>LINKS SUPPORT DE MARQUAGE LATÉRAL>GAUCHE |
|  | A3M0000312 | ZIJMARKERINGHOUDER>RECHTS SIDEMARKING HOLDER>RIGHT SEITENMARKIERUNGSHALTER>RECHTS PORTE-MARQUAGE LATÉRAL>DROITE |
|  | A3P0000039 | NEDERLANDS BESCHERMINGSPLAAT 4" AIRLINE PROTECTION PLATE 4" FLUGZEUGSCHUTZPLATTE 4" PLAQUE DE PROTECTION AIRLINE 4" |
|  | A3R0000161 | MONTAGESTEUN>WABCO EBS RELAISKLEP,3/2 KLEP SUPPORT>WABCO RELAISVALVE,3/2 VALVE UNTERSTÜTZUNG>WABCO EBS RELAISVALVE,3/2 VENTIL SUPPORT>WABCO EBS RELAISVALVE,VALVE 3/2 |
|  | A3S0000042 | MONTAGEBEUGEL MOUNTING BRACKET MONTAGEHALTERUNG SUPPORT DE MONTAGE |

| | Article | Description |
|---|------------|---|
|  | A3S0000096 | OFFSET PLAAT DRIEHOEK OFFSET PLATE TRIANGLE VERSETZTES PLATTENDREIECK TRIANGLE DE PLAQUE DÉCALÉE |
|  | A3S0000098 | MONTAGESTEUN TIRE PILOT SYSTEM MOUNTING BRACKET TIRE PILOT SYSTEM MONTAGEHALTERUNG REIFENPILOTSYSTEM SUPPORT DE MONTAGE SYSTÈME PILOTE DE PNEU |
|  | A4J0000368 | MONTAGE BRANDBLUSSERKOF FIRE EXTINGUISHER BOX ASSEMBLY MONTAGE FEUERLÖSCHER COF ASSEMBLAGE EXTINCTEUR COF |
|  | A7H0000215 | LUCHTVEERSTEUN-STAAL; H50; HETE GEGALVANISEERDE ONDERDOMPELING AIR SPRING SUPPORT-STEEL;H50;HOT DIP GALVANISED LUFTFEDERSTÜTZE-STAHLE;H50;FEUERVERZINKT SUPPORT DE RESSORT PNEUMATIQUE-ACIER;H50;GALVANISÉ À CHAUD |
|  | A7J0000751 | KLEMSTRIP-2XD6.5>SPATLAP CLAMP STRIP-2XD6.5>SPATFLAP KLEMMLEISTE-2XD6,5>SPATELKLAPPE BANDE DE SERRAGE-2XD6.5>PATTE DE SERRAGE |
|  | A7J0000752 | KLEMSTRIP-3XD6.5>SPATLAP CLAMP STRIP-3XD6.5>SPATFLAP KLEMMLEISTE-3XD6,5>KLAPPE BANDE DE SERRAGE-3XD6.5>SPATFLAP |
|  | A7J0000803 | VERSTERKINGSPLAAT>ASPOCK BUMPER STRENGTHENING PLATE>ASPOCK BUMPER VERSTÄRKUNGSPLATTE>ASPOCK-STOßSTANGE PLAQUE DE RENFORCEMENT>PARE-CHOCS ASPOCK |

| | Article | Description |
|---|------------|--|
|  | A7J0000823 | WIELBLOKHOUDER STENVOETEN ALUMINIUM WHEEL BLOCK HOLDER BRACKET FEET ALUMINIUM RADBLOCKHALTERUNGSFUß ALUMINIUM PIEDS DE SUPPORT DE BLOC PORTE-ROUE ALUMINIUM |
|  | A7J0000825 | BEVESTIGING BRANDBLUSSER OP KAM STEUNVOETEN ATTACHMENT FIRE EXTINGUISHER ON KAM BRACKET FEET BEFESTIGUNG FEUERLÖSCHER AUF KAM HALTERUNGSFUß FIXATION D'EXTINCTEUR SUR PIED DE SUPPORT KAMP |
|  | A7J0000829 | MUDGUARDSUPPORT-STEEL; DIAMETER 42.4 X L595 MUDGUARD BRACKET - STEEL; DIAMETER 42.4 X L595 KOTFLÜGEL HALTERUNG - STAHL; DURCHMESSER 42.4 X L595 SUPPORT DE GARDE-BOUE - ACIER; DIAMÈTRE 42,4 X L595 |
|  | A7J0001271 | SPATBORD MONTAGE STEUN - ALUMINIUM LICHTGEWICHT (DIAMETER 42XL555) MUDGUARD BRACKET - ALUMINIUM (DIAMETER 42XL555) KOTFLÜGEL HALTERUNG - ALUMINIUM (DURCHMESSER 42XL555) SUPPORT DE GARDE-BOUE - ALUMINIUM (DIAMETRE 42XL555) |
|  | A7J0001466 | SPATLAPBEVESTIGING ASPOCK BUMPER MUD / RAIN FLAP SUPPORT BRACKET FOR ASPOCK BUMPER SCHLAMM- / REGENKLAPPENHALTER FÜR ASPOCK-STOSSFÄNGER SUPPORT DE BOUE / PLUIE-PLUIE POUR PARE-CHOC ASPOCK |
|  | A7J0002051 | MONTAGEPLAAT>WIELBLOKHOUDER MOUNTING PLATE>WHEELBLOCK HOLDER MONTAGEPLATTE>RADBLOCKHALTER PLAQUE DE MONTAGE>SUPPORT DE BLOC-ROUE |
|  | A7J0002093 | TEGENPLAAT>KLEM COUNTERPLATE>CLAMP GEGENPLATTE>KLAMMER CONTRE-PLAQUE>PINCE |

| | Article | Description |
|---|------------|---|
|  | A7J0002886 | SLUITPLAAT ZIJBESCHERMING LOCKING PLATE SIDE PROTECTION SEITENSCHUTZ DER VERRIEGELUNGSPLATTE PLAQUE DE VERROUILLAGE PROTECTION LATÉRALE |
|  | A7J0002888 | SLUITPLAAT ZIJBESCHERMING LOCKING PLATE SIDE PROTECTION SEITENSCHUTZ DER VERRIEGELUNGSPLATTE PLAQUE DE VERROUILLAGE PROTECTION LATÉRALE |
|  | A7J0004951 | ANTISLIP;L400xW80 ANTISLIP;L400xW80 ANTISLIP;L400xW80 ANTISLIP;L400xW80 |
|  | A7R0000074 | HOOGTEREGELINGS BEVESTIGING SPANSCHAAL ROND D168 HEIGHT ADJUSTMENT FIXING TENSION SHELL ROUND D168 HÖHENVERSTELLBEFESTIGUNG SPANNSCHALE RUND D168 FIXATION REGLAGE HAUTEUR COQUE DE TENSION RONDE D168 |
|  | A9P0000821 | LUCHTLEIDING BESCHERMINGSPLAAT 2" AIRLINE PROTECTION PLATE 2" FLUGSCHUTZPLATTE 2" PLAQUE DE PROTECTION AIRLINE 2" |
|  | A9R0000078 | CONTROL PANEL CONTROL PANEL CONTROL PANEL |
|  | A9R0000082 | DWARSBEUGEL>BEDIENINGSPANEEL CROSS BRACKET>CONTROL PANEL KREUZHALTER>BEDIENFELD TRAVERSE>PANNEAU DE COMMANDE |

CHASSIS-ONDERDELEN

| | Article | Description |
|--|------------|--|
|  | M1ES001A | STOOTNOK VASTZETTING OPBOUW S.S. BUMPING BLOCK ATTACHMENT TO STAINLESS STEEL STOSSNOCKEN-BEFESTIGUNGSBAUGRUPPE AUS EDELSTAHL ENSEMBLE FIXATION CAME BOUT A BOUT EN ACIER INOXYDABLE |
|  | M2S0027C | BEVESTIGINGSTEUN ZIJVERLICHTING TEGEN KAST RECHTS BRACKET FOR SIDE-LIGHTS FOR TOOLBOX RIGHT HALTERUNG FÜR SEITENLEUCHTEN FÜR WERKZEUGKASTEN RECHTS SUPPORT POUR FEUX LATÉRAUX POUR BOÎTE À OUTILS DROIT |
|  | M2S0027C01 | BEVESTIGING ZIJVERLICHTING TEGEN KAST LINKS BRACKET FOR SIDE-LIGHTS FOR TOOLBOX LEFT HALTERUNG FÜR SEITENLEUCHTEN FÜR WERKZEUGKASTEN LINKS SUPPORT POUR FEUX LATÉRAUX POUR BOÎTE À OUTILS GAUCHE |
| | S111101A | kist 300x100x150 box 300x100x150 Kasten 300x100x150 boîte 300x100x150 |

| | Article | Description |
|---|--------------|---|
|  | 26BOC006 | BOCHT 2" (INWENDIGE DRAAD) GILLAIN 2222 BEND 2" (INTERNALLY THREAD) GILLAIN 2222 BIEGE 2" (INNENGEWINDE) GILLAIN 2222 COUDE 2" (À FIL INTERNE) GILLAIN 2222 |
|  | 26BOC007 | BOCHT 2" (INWENDIG/UITWENDIG DRAAD) GILLAIN 2223 ; W1.4404 ELBOW 2" (INWARD/OUTWARD THREAD) GILLAIN 2223; W1.4404 BOGEN 2" (INNEN-/AUßENGEWINDE) GILLAIN 2223; W1.4404 COUDE 2" (FIL INTERIEUR / EXTERIEUR) GILLAIN 2223; W1.4404 |
|  | 26BOC026 | BOCHT, DIN11852 BS BD, NW50, 90°, 1.4307 CURVE, DIN11852 BS BD, NW50, 90°, 1.4307 VERBIEGEN, DIN11852 BS BD, NW50, 90°, 1.4307 PLIER, DIN11852 BS BD, NW50, 90°, 1.4307 |
|  | 26BOC064 | BOCHT, DIN11852 - 85X2 R90, GESLEPEN ELBOW, DIN11852 - 85X2 R90, GROUND BOGEN, DIN11852 - 85X2 R90, GESCHLIFFEN COUDE, DIN11852 - 85X2 R90, TERRE |
|  | 2898L0035A | TIR MONTAGE OOG / STEUN TIR MOUNTING EYE/BRACKET TIR MONTAGEÖSE/AUFHÄNGUNG ORIFICE DE MONTAGE TIR / SUPPORT |
|  | 28A7R0000073 | HOOGTE REGELAAR MONTAGEKLEP ROND DIAMETER 146MM HIGH CONTROLLER MOUNTING CLAMP AROUND DIAMETER 146MM HOHE KONTROLLEINSTELLKLEMME UM DURCHMESSER 146MM PINCE DE MONTAGE HAUT CONTROLEUR AUTOUR DE DIAMETRE 146MM |
|  | 28M110036A | GELEIDING ROLLUIK RVS (RVS 21x20x2x1700) U-PROFIEL GUIDANCE ROLLER SHELL STAINLESS STEEL (RVS 21x20x2x1700) U-PROFILE FÜHRUNGSROLLENHALLE EDELSTAHL (RVS 21x20x2x1700) U-PROFIL GUIDAGE ROLLER SHELL ACIER INOXYDABLE (RVS 21x20x2x1700) PROFIL EN U |

| | Article | Description |
|---|------------|--|
|  | 28M2L0845A | ROOSTER AFVOER MORSEBAK (RVS 52 X 52 X 2) DRAIN GATE FOR CATCH-ALL (SS 52 X 52 X 2) DRAIN-GATE FÜR CATCH-ALL (SS 52 X 52 X 2) VANNE DE DRAINAGE POUR ALL-CATCH (SS 52 X 52 X 2) |
|  | 28M5BS022A | DAKHAAK KLEM BOVENBOUW STAINLESS STEEL ROOF HOOK CLAMP UPPER STAINLESS STEEL DACHHAKENKLAMMER OBERE EDELSTAHL PINCE DE SERRAGE DE TOIT SUPERIEUR ACIER INOXYDABLE |
|  | 35FLE007 | LASFLENS 4K.130 N3V100 welding flange 4K.130 N3V100 Schweißflansch 4K.130 N3V100 bride de soudure 4K.130 N3V100 |
|  | 35FLE024 | LASFLENS 4K. ALU 80/100, GAT 4X14 STC 4K 106 WELDING FLANGE 4K. ALU 80/100, GAT 4X14 STC 4K 106 SCHWEIßENDE FLÄCHE 4K. ALU 80/100, GAT 4X14 STC 4K 106 BRIDE DE SOUDAGE 4K. ALU 80/100, GAT 4X14 STC 4K 106 |
|  | 35FLE030 | FLENS, ALU DIAMETER 110XR2 "X4 XDIA8 STC97 FLANGE, ALU DIAMETER 110XR2 "X4 XDIA8 STC97 FLANSCH, ALU-DURCHMESSER 110XR2 "X4 XDIA8 STC97 BRIDE, ALU DIAMÈTRE 110XR2 "X4 XDIA8 STC97 |
|  | 36BOC007 | LASBOCHT 4" - 108 X 4 - 90° - ALUMINIUM WELDED ELBOW 4"- 108 X 4 - 90° - ALUMINIUM GESCHWEIßTER BOGEN 4"- 108 X 4 - 90° - ALUMINIUM COUDE SOUDÉ 4 " - 108 X 4 - 90 ° - ALUMINIUM |
|  | 36BOC008 | LASBOCHT 3" - 89 X 3 - 90° - ALUMINIUM WELDED ELBOW 3"- 89 X 3 - 90° - ALUMINIUM GESCHWEIßTER BOGEN 3"- 89 X 3 - 90° - ALUMINIUM COUDE SOUDÉ 3 " - 89 X 3 - 90 ° - ALUMINIUM |







| | Article | Description |
|--|------------|---|
|  | 36BOC009 | LASBOCHT 2" - 60 X 3 - 90° - ALUMINIUM WELDED ELBOW 2"- 60 X 3 - 90° - ALUMINIUM GESCHWEIßTER BOGEN 2"- 60 X 3 - 90° - ALUMINIUM COUDE SOUDÉ 2 " - 60 X 3 - 90 ° - ALUMINIUM |
|  | 36BOC011 | LASBOCHT 4" - 108 X 4 - 90° - ALUMINIUM - ATTEST EN10204/3.1 - RC=100 MM WELDING CURVE 4 " - 108X4 - 90 ° - ALUMINUM - ATTEST EN10204 / 3.1 - RC =100MM SCHWEISSKURVE 4 " - 108X4 - 90 ° - ALUMINIUM - PRÜFUNG EN10204 / 3.1 - RC = 100MM COURBE DE SOUDURE 4 " - 108X4 - 90 ° - ALUMINIUM - ATTEST EN10204 / 3.1 - RC = 100MM |
|  | 36BOC012 | BOCHT 2" (IW/UW D) - 90° - ALUMINIUM BEND 2" (INTERNAL / EXTERNAL THREAD) - 90° - ALUMINIUM BIEGE 2" (INNEN- / AUSSENGEWINDE) - 90° - ALUMINIUM COUDE 2" (FIL INTERNE / EXTERNE) - 90° - ALUMINIUM |
|  | 36BOC015 | LASBOCHT 3" - 89 X 3 - 90° - ALUMINIUM - RC=76 MM WELDING CURVE 3 " - 89 X 3 - 90 ° - ALUMINUM - RC = 76 MM SCHWEISSKURVE 3 " - 89 X 3 - 90 ° - ALUMINIUM - RC = 76 mm COURBE DE SOUDAGE 3 " - 89 X 3 - 90 ° - ALUMINIUM - RC = 76 MM |
|  | 38M1D0011A | FLENS ALU GASRECUPERATIE (D174x D115x S150x 8x M10x16x24) FLANGE ALU GAS RECEPERATION (D174x D115x S150x 8x M10x16x24) FLANSCH-ALU-GASAUFNAHME (D174x D115x S150x 8x M10x16x24) RECEPERATION DE GAZ DE BRIDE ALU (D174x D115x S150x 8x M10x16x24) |
|  | 38M1P0050A | BLINDFLENS 4" LEIDINGWERK BLIND FLANGE 4" PIPING BLIND FLANSCH 4" ROHRLEITUNG BRIDE AVEUGLE 4 "TUYAUTERIE |
|  | 38M3L0028A | BEVESTIGING LOOPWEG ALUMINIUM CATWALK ATTACHMENT ALUMINIUM LAUFSTEG BEFESTIGUNG ALUMINIUM ATTACHE DE PASSERELLE EN ALUMINIUM |

| | Article | Description |
|---|------------|---|
|  | 38M3P0021A | MANCHON 1/2" - KOLLEKTOR KIPBULK COUPLING SLEEVE 1/2"- TANKER COLLECTOR KUPPLUNGENMUFFE 1/2"- TANKER KOLLEKTOR MANCHON RACCORD 1/2 " - COLLECTEUR DE CITERNES |
|  | 46NIP001 | NIPPEL 2" GONDROM 07.0150 MESSING NIPPLE 2" GONDROM 07.0150 BRASS NOPPE 2" GONDROM 07.0150 MESSING RACCORD FILETE 2 "GONDROM 07.0150 LAITON |
|  | 46NIP006 | VERLOOPNIPPEL 2" - 2" INWENDIG / UITWENDIG MESSING ADAPTER NIPPLE 2"- 2" INWARD/OUTWARD BRASS ADAPTER NOPPE 2"- 2" EINWÄRTS/AUßWÄRTS MESSING ADAPTATEUR RACCORD FILETE 2 "- 2" LAITON INTERIEUR / EXTERIEUR |
|  | 46NIP010 | VERLOOPNIPPEL 3" - 3" UITWENDIG / INWENDIG MESSING ADAPTER NIPPLE 3"- 3" OUTWARD/INWARD BRASS ADAPTER NOPPE 3"- 3" AUßWÄRTS/EINWÄRTS MESSING ADAPTATEUR RACCORD FILETE 3 "- 3" LAITON INTERIEUR / EXTERIEUR |
|  | 46NIP037 | NIPPEL 2" GONDROM 07.0150 MESSING NIPPLE 2" GONDROM 07.0150 BRASS NOPPE 2" GONDROM 07.0150 MESSING RACCORD FILETE 2 "GONDROM 07.0150 LAITON |
|  | 56DOP004 | AFDICHTDOP RECHT - BUIS 100X100, D=3À5MM (POLYTHYLEEN) SEAL CAP RIGHT - TUBE 100X100, D = 3À5MM (POLYETHYLENE) VERSCHLUSSKAPPE RECHTS - SCHLAUCH 100X100, D = 3À5MM (POLYETHYLENE) BOUCHON D'ETANCHEITE DROIT - TUBE 100X100, D = 3-5MM (POLYETHYLENE) |
|  | 56DOP006 | AFDICHTDOP ROND - BUIS UITWENDIG 42MM (KUNSTSTOF) SEAL CAP ROUND - TUBE EXTERNAL 42MM (PLASTIC) VERSCHLUSSKAPPE RUND - SCHLAUCH EXTERN 42MM (KUNSTSTOFF) BOUCHON D'ETANCHEITE ROND - TUBE EXTERNE 42MM (PLASTIQUE) |








| | Article | Description |
|---|----------|---|
|  | 56DOP017 | AFDICHTDOP ROND ZWART VOOR BUIS DIAMETER 40 (KUNSTSTOF) SEALING CAP ROUND BLACK FOR TUBE DIAMETER 40 (PLASTIC) VERSCHLUSSKAPPE RUND SCHWARZ FÜR SCHLAUCH DURCHMESSER 40 (KUNSTSTOFF) BOUCHON D'ETANCHEITE ROND NOIR POUR DIAMÈTRE DE TUBE 40 (PLASTIQUE) |
|  | 56DOP019 | INSTEKTOP ROND ZWART VOOR BUIS 42.4X3.25 INSERT CAP ROUND BLACK FOR TUBE 42.4X3.25 EINSATZKAPPE RUND SCHWARZ FÜR SCHLAUCH 42.4X3.25 INSERT COUVERCLE ROND NOIR POUR TUBE 42.4X3.25 |
|  | 56DOP029 | INSTEKTOP ROND ZWART VOOR BUIS 40X1.5/2.5 INSERT CAP ROUND BLACK FOR TUBE 40X1.5/2.5 EINSATZKAPPE RUND SCHWARZ FÜR SCHLAUCH 40X1.5/2.5 INSERT COUVERCLE ROND NOIR POUR TUBE 40X1.5 / 2.5 |
|  | 56DOP036 | INSTEKTOP ROND ZWART VOOR BUIS 28X1.5 INSERT CAP ROUND BLACK FOR TUBE 28X1.5 EINSATZKAPPE RUND SCHWARZ FÜR SCHLAUCH 28X1.5 INSERT COUVERCLE ROND NOIR POUR TUBE 28X1.5 |
|  | 57GLG007 | VERBINDINGSSLANG , DUCTING 89 ID X 305 LG EA CONNECTION HOSE, DUCTING 89 ID X 305 LG EA ANSCHLUSSSCHLAUCH, KANAL 89 ID X 305 LG EA TUYAU DE RACCORDEMENT, CONDUIT 89 ID X 305 LG EA |
|  | 59RXX005 | RONDE RUBBER (DEURSTOP) DIAMETER =30 HOOGTE=18 DIAMETER AS=6 ROUND RUBBER (DOOR STOP) DIAMETER = 30 HEIGHT = 18 AXIS DIAMETER = 6 RUNDER GUMMI (TÜRSTOPPER) DURCHMESSER = 30 HÖHE = 18 ACHSEN-DURCHMESSER = 6 CAOUTCHOUC ROND (ARRÊT DE PORTE) DIAMÈTRE = 30 HAUTEUR = 18 AXE DIAMÈTRE = 6 |
|  | 59RXX007 | SILENTBLOK MET BOUT (DIAMETER=75 / LENGTE =55,M12X37 SILENT BLOCK WITH BOLT (DIAMETER = 75/LENGTH = 55, M12X37 DÄMPFBLOCK MIT BOLZEN (DURCHMESSER = 75/LÄNGE = 55, M12X37 BLOC SILENCIEUX AVEC BOULON (DIAMETRE = 75 / LONGUEUR = 55, M12X37 |

| | Article | Description |
|--|----------|--|
|  | 59RXX011 | TRILLINGSDEMPER, PUFFER VIBRATION SILINCER, PUFFER VIBRATIONSDÄMPFER, PUFFER ANTIVIBRATOIRE, PUFFER |
|  | 59RXX020 | TRILLINGSDEMPER DIA50, H=40 , M10 (INW / UIW) VIBRATION SILINCER DIAMETER 50, H = 40, M10 (INWARD/OUTWARD) VIBRATIONSDÄMPFER DURCHMESSER 50, H = 40, M10 (EINWÄRTS/AUßWÄRTS) ANTIVIBRATOIRE DIAMÈTRE 50, H = 40, M10 (INWARD / OUTWARD) |
|  | 59RXX023 | TRILLINGSDEMPER DIAMETER 20, HOOGTE=25 , M6 (INWENDIG / UITWENDIG) VIBRATION DAMPER DIAMETER 20, HEIGHT = 25 - M6 (INSIDE / OUTSIDE) VIBRATIONSDÄMPFER DURCHMESSER 20, HÖHE = 25 - M6 (INNEN / AUSSEN) DIAMETRE DE VIBRATION DIAMETRE 20, HAUTEUR = 25 - M6 (INTERIEUR / EXTERIEUR) |
|  | 65CIL032 | DUBBELWERKENDE MINICILINDER ISO 6432 (STROKE 50MM) DOUBLE-WORKING MINICILINDER ISO 6432 (STROKE 50MM) DOPPEL-ARBEITSMINICILINDER ISO 6432 (HUB 50MM) MINICILINDRE DOUBLE TRAVAIL ISO 6432 (TEMPS 50MM) |
|  | 65M32012 | 3/2 KLEP, NOODSTOP-DRAAI G1/8 MET VERGRENDING 3/2 VALVE, EMERGENCY STOP-TURN G1 / 8 WITH LOCKING 3/2 VENTIL, NOT-HALT-TURN G1 / 8 MIT VERRIEGELUNG VANNE 3/2, ARRET D'URGENCE G1 / 8 AVEC VERROUILLAGE |
|  | 66ARD031 | AARDINGSHASPEL (ATEX) KPE 8 M 1X3 MM2 PUR ZI GROUNDING REEL (ATEX) KPE 8 M 1X3 MM2 PUR ZI ERDUNGSSPULE (ATEX) KPE 8 M 1X3 MM2 PUR ZI BOBINE DE MISE À LA TERRE (ATEX) KPE 8 M 1X3 MM2 PUR ZI |
|  | 66SCO021 | BLINDSTOP VOOR BORING IN HET DEKSEL END CAP FOR DRILLING IN THE LID ENDKAPPE FÜR DAS BOHREN IM DECKEL CAPUCHON FIN DE FORAGE DANS LE COUVERCLE |

| | Article | Description |
|---|----------|---|
|  | 66SCO030 | BLINDSTOP M20X1,5 - POLYAMIDE EEX E II END CAP M20x1,5 - POLYAMIDE EEX E II ENDKAPPE M20x1,5 - POLYAMID EEX E II CAPUCHON FIN M20x1,5 - POLYAMIDE EEX E II |
|  | 67GRK057 | KIST RVS HOOGGLANS 700X500X500 (2X T-DROP SLOT INCLUSIEF GASVEREN) STORAGE BOX RVS HIGH GLOSS 700X500X500 (2X T-DROP LOCK INCLUDING GAS SPRINGS) LAGERBOX RVS HIGH GLOSS 700X500X500 (2-FACH TROPFENSCHLOSS MIT GASFEDERN) COFFRE DE RANGEMENT RVS HIGH GLOSS 700X500X500 (2X T-DROP LOCK INCLUANT LES RESSORTS À GAZ) |
|  | 67GRK058 | KIST RVS HOOGGLANS; 1000X500X500 (2 T-DROPSLOTEN + 2 GASVEREN) CASE STAINLESS STEEL GLOSS; 1000X500X500 (2 T-DROP LOCKS + 2 GAS SPRINGS) GEHÄUSE EDEL STAHL GLANZ; 1000X500X500 (2 T-DROP SCHLÖSSER + 2 GASFEDERN) ÉTUI EN ACIER INOXYDABLE BRILLANT; 1000X500X500 (2 SERRURES DE T-DROP + 2 RESSORTS DE GAZ) |
|  | 67GRK090 | RVS T-DROP SLOT STEENLESS STEEL T-DROP LOCK RVS T-DROP SLOT |
|  | 67HGR002 | HANDGREEP - L= 210 - CHROOM VERNIKKELD HAND GRIP / LENGTH 210 / CHROME NICKEL HANDGRIFF / LÄNGE 210 / CHROM NICKEL POIGNEE A MAIN / LONGUEUR 210 / CHROME NICKEL |
|  | 67HGR003 | HANDGREEP, PUR, 230 X 170 HAND GRIP, PUR, 230 X 170 HANDGRIFF, PUR, 230 X 170 POIGNEE A MAIN, PUR, 230 X 170 |
|  | 67RLK001 | ALUMINIUM PENNEN 9 MM ALUMINIUM PINS 9 MM ALUMINIUM PINS 9 MM GOUPILLES D'ALUMINIUM 9 MM |

| | Article | Description |
|--|----------|--|
|  | 67RLK002 | ALUMINIUM-PENNEN 6,45 MM ALUMINIUM PINS 6.45 MM ALUMINIUM PINS 6.45 MM GOUPILLES D'ALUMINIUM 6.45 MM |
|  | 67RLK009 | KUNSTSTOF GELEIDEBLOKJE PLASTIC GUIDE BLOCK KUNSTSTOFF FÜHRUNGSSCHLITTEN BLOC DE GUIDE EN PLASTIQUE |
|  | 67SLA001 | CENTRALE STEUN NR 204-63163 ALUMINIUM GEPOLIJST CENTRAL BRACKET NR 204-63163 ALUMINIUM POLISHED CENTRAL HALTERUNG NR 204-63163 ALUMINIUM POLIERT SUPPORT CENTRAL NR 204-63163 ALUMINIUM POLI |
|  | 67SLA002 | EINDSTUK, CENTRALE STEUN END PIECE, CENTRAL BRACKET ENDSTÜCK, ZENTRALE HALTERUNG PIÈCE D'EXTRÉMITÉ, SUPPORT CENTRAL |
|  | 71VPO048 | POMP, SENING, BETA 2 + EJECTOR-B - ZONDER AANDRIJFEENHEID PUMP, SENING, BETA 2 + EJECTOR-B - WITHOUT DRIVE UNIT PUMPE, SENING, BETA 2 + EJECTOR-B - OHNE ANTRIEBSEINHEIT POMPE DE SENING BETA 2 + EJECTOR-B - SANS UNITE D'ENTRAINEMENT |
|  | 72OGA024 | FLOWCHECK 4" , GRAVITY FOR BELGIUM FLOW CHECK 4" , GRAVITY FOR BELGIUM DURCHFLOSSKONTROLLE 4", GRAVITY FÜR BELGIEN FLOW CHECK 4" , GRAVITY FOR BELGIUM |
|  | 72OGA100 | ONTGASSER T3A_B+6MM HERMETO (915195) DEPASSER T3A_B + 6MM HERMETO (915195) DEPASSER T3A_B + 6MM HERMETO (915195) DEPASSER T3A_B + 6MM HERMETO (915195) |

| | Article | Description |
|--|----------|--|
|  | 72VMO130 | PNEUMATISCHE CILINDER PNEUMATIC CYLINDER PNEUMATISCHER ZYLINDER CYLINDRE PNEUMATIQUE |
|  | 73BAP016 | GETALSCHIIF 1,STUURBLOK NUMBER DISC 1, STEERING BLOCK NUMMER DISC 1, STEUERBLOCK NUMBER DISC 1, BLOC DE DIRECTION |
|  | 73BAP017 | GETALSCHIIF 2,STUURBLOK NUMBER DISC 2, STEERING BLOCK NUMMER DISC 2, STEUERBLOCK NUMBER DISC 2, BLOC DE DIRECTION |
|  | 73BAP018 | GETALSCHIIF 3,STUURBLOK NUMBER DISC 3, STEERING BLOCK NUMMER DISC 3, STEUERBLOCK NUMBER DISC 3, BLOC DE DIRECTION |
|  | 73BAP019 | GETALSCHIIF 4,STUURBLOK NUMBER DISC 4, STEERING BLOCK NUMMER DISC 4, STEUERBLOCK NUMBER DISC 4, BLOC DE DIRECTION |
|  | 73BAP020 | GETALSCHIIF 5,STUURBLOK NUMBER DISC 5, STEERING BLOCK NUMMER DISC 5, STEUERBLOCK NUMBER DISC 5, BLOC DE DIRECTION |
|  | 73BAP061 | COMPACT GRADE PRODUCT INDICATOR (10 POS) COMPACT GRADE PRODUCT INDICATOR (10 POS) COMPACT GRADE PRODUKT INDIKATOR (10 POS) INDICATEUR DE PRODUIT COMPACT (10 POS) |

| | Article | Description |
|--|----------|---|
|  | 73BAP065 | PRODUKTKEUZE SCHAKELAAR , PWS-4 PRODUCT CHOICE SWITCH, PWS-4 PRODUKTWAHLSCHALTER, PWS-4 COMMUTATEUR DE CHOIX DE PRODUIT, PWS-4 |
|  | 73BOV037 | PEILSTOK (LENGTE:3500 MM) LEVEL STICK (LENGTH: 3500 MM) LEVEL STICK (LÄNGE: 3500 MM) BÂTON DE NIVEAU (LONGUEUR: 3500 MM) |
|  | 73FVL003 | FILTER,ZUIGZEEF(VOOR TW 501) FILTER, SUCTION FILTER (FOR TW 501) FILTER, SAUGFILTER (FÜR TW 501) FILTRE D'ASPIRATION (POUR TW 501) |
|  | 73FVL009 | POMPFILTER,PF 80/1A HAAR PUMP FILTER, PF 80 / 1A HAIR PUMPENFILTER PF 80 / 1A HAAR FILTRE DE POMPE, PF 80 / 1A CHEVEUX |
|  | 73FVL011 | POMPFILTER, NW100 , 630µM (FH 100 + FI 30) PUMP FILTER, NW100 , 630µM (FH 100 + FI 30) PUMPENFILTER, NW100, 630 µM (FH 100 + FI 30) FILTRE DE POMPE, NW100, 630µM (FH 100 + FI 30) |
|  | 73LPC016 | LOSBUIS DIA 25 MM , R2" UITW. DRAAD UNLOAD TUBE/PIPE - DIAMATER 25 MM, R2 OUTDOOR THREAD ENTLADEN SIE TUBE / PIPE - DURCHMESSER 25 MM, R2 AUSSENGEWINDE FIL EXTÉRIEUR DÉCHARGER TUBE / PIPE - DIAMATRE 25 MM, R2 |
|  | 73LPC018 | STANDPIJP ALUMINIUM 1 1/2" X 2" BSP STAND PIP ALUMINIUM 1 1/2" X 2" BSP STANDPIP ALUMINIUM 1 1/2" X 2" BSP SUPPORT PIP ALUMINIUM 1 1/2" X 2" BSP |

| | Article | Description |
|--|----------|---|
|  | 73LPC034 | PISTOOL ELAFLEX 1", AUTOMATISCHE AFSLAG (5 BAR) PISTOL ELAFLEX 1 ", AUTOMATIC EXIT (5 BAR) PISTOLE ELAFLEX 1 ", AUTOMATISCHER AUSGANG (5 BAR) PISTOLET ELAFLEX 1 ", SORTIE AUTOMATIQUE (5 BAR) |
|  | 73LPC049 | |
|  | 73LPO033 | SWIVEL R2" TODO VOOR LOSPISTOOL SWIVEL R2" TODO FOR LOSPISTOL SWIVEL R2" TODO FUR LOSPISTOLE SWIVEL R2" TODO FOR LOSPISTOL |
|  | 73MGD219 | MANGATDEKSEL ALUMINIUM - 3-AANSLUITINGEN MANHOLE LID ALUMINIUM-3-CONNECTORS SCHACHTDECKEL ALUMINIUM-3-STECKVERBINDER COUVERCLE D'ÉGOUT ALUMINIUM-3-CONNECTEURS |
|  | 73MGD227 | MANGATDEKSEL 20" - EMCO WHEATON F0512536(RH) MANHOLE LID 20 "-EMCO WHEATON F0512536 (RH) SCHACHTDECKEL 20 "-EMCO WHEATON F0512536 (RH) COUVERCLE D'ÉGOUT 20 "-EMCO WHEATON F0512536 (RH) |
|  | 73MGD230 | MANGATDEKSEL 20" (EN 13317 + EN 13314 - UITV. BELGIE) MANHOLE LID 20 "(EN 13317 + AND 13314 - UITV. BELGIUM SCHACHTDECKEL 20 "(EN 13317 + UND 13314 - UITV. BELGIEN COUVERCLE DE TROU D'HOMME 20 "(EN 13317 + ET 13314 - UITV. BELGIQUE |
|  | 73MGD318 | KNEVELSET, FV, KNEVEL+OOGBOUT, L=102 RVS/RVS MS TOGGLE SET, FV, TOGGLE + EYE BOLT, L = 102 STAINLESS STEEL / STAINLESS STEEL MS SCHALTERSATZ, FV, SCHALTER + AUGENBOLZEN, L = 102 EDELSTAHL / EDELSTAHL MS JEU DE TOGGLE FV TOGGLE + EOLLE, L = 102 ACIER INOXYDABLE / ACIER INOXYDABLE MS |








| | Article | Description |
|---|----------|--|
|  | 73MGD374 | MANGATDEKSEL 20" NORMEC 116090.106.1 MANHOLE LID 20 "NORMEC 116090.106.1 SCHACHTDECKEL 20 "NORMEC 116090.106.1 COUVERCLE DE TROU D'HOMME 20 "NORMEC 116090.106.1 |
|  | 73PBK007 | PNEUMATISCH DOORGANGSVENTIEL ,NW80, SENING DV 80-2 PNEUMATIC TRANSITION VALVE, NW80, SENING DV 80-2 PNEUMATISCHES ÜBERGANGSVENTIL, NW80, SENING DV 80-2 SOUPEPE DE TRANSITION PNEUMATIQUE, NW80, SENING DV 80-2 |
|  | 73SHC080 | SLANGHASPEL, ALU, NIEHÜSER X=205,Y=1400,Z=400 HOSE REEL, ALU, NIEHÜSER X = 205, Y = 1400, Z = 400 Schlauchrolle, ALU, NIEHÜSER X = 205, Y = 1400, Z = 400 TUYAU FLEXIBLE ALU NIEHÜSER X = 205, Y = 1400, Z = 400 |
|  | 73SHO014 | PNEUMATISCHE SLANGHASPELREM PNEUMATIC HOSE REEL BRAKE PNEUMATISCHE SCHLAUCHHASPEL BREMSE SCHLAUCHHASPEL PNEUMATIQUES BREMA |
|  | 73SHO020 | PNEUMATISCHE HASPELMOTOR - RECHTSLOPER - 2 ANSLUITINGEN PNEUMATIC ROLLER MOTOR - RIGHT TURNER - 2 ANNEYS PNEUMATISCHE ROLLENMOTOR - RECHTE DREHMASKE - 2 ANNEYS MOTEUR À ROULEAUX PNEUMATIQUE - TOURNEUR DROIT - 2 ANNEYS |
|  | 73SHO041 | BOCHT R2" VOOR SLANGHASPEL N5/4-R2E RIGHT R2 "FOR HOSE REEL N5 / 4-R2E RECHTS R2 "FÜR SCHLAUCHROLLEN N5 / 4-R2E RIGHT R2 "POUR TUYAU ENROULEUR N5 / 4-R2E |
|  | 73VLK037 | VLINDERKLEP+KIJKGLAS + UITLAAT 3", SGAT100KL BUTTERFLY VALVE + VIEW GLASS + EXHAUST 3", SGAT100KL SCHMETTERLINGVENTIL + GLASANSICHT + AUSPUFF 3", SGAT100KL PAPILLON VALVE + VIEW GLASS + EXHAUST 3", SGAT100KL |

| | Article | Description |
|--|----------|---|
|  | 74IKD062 | RECHTE INST.VERBINDING DRM 8X1,8X1 RIGHT ADJUSTMENT CONNECTION DRM 8X1,8X1 RECHTS ANPASSVERBINDUNG DRM 8X1,8X1 CONNEXION DROITE AJUSTABLE DRM 8X1,8X1 |
|  | 81ITG004 | GLASWOL ISOVER PSI A1 D=50 EENZIJDE ALUMINIUM FOLIE GLASS WOOL ISOVER PSI A1 D=50 ONE-SIDED ALUMINIUM FOIL GLASWOLLE ISOVER PSI A1 D=50 EINSEITIG ALUMINIUM FOLIE LAINE DE VERRE ISOVER PSI A1 D = 50 FEUILLE D'ALUMINIUM À UNE FACE |
|  | 84DIV014 | PARALLEL ARM D-40 - L537 PARALLEL ARM D-40 - L537 PARALLEL ARM D-40 - L537 BRAS PARALLÈLE D-40 - L537 |
|  | 84DIV015 | HINGE POINT M-16X1.5 FOR BOOTS HINGE POINT M-16X 1.5 FOR BOOTS SCHARNIERPUNKT M-16X 1,5 FÜR STIEFEL POINT CHARNIÈRE M-16X 1,5 POUR BOTTES |
|  | 84DIV020 | HINGE POINT 3/4 SAE R-16X1.5X1 HINGE POINT 3/4 SAE R-16X1.5X1 HUNG PUNKT 3/4 SAE R-16X 1,5 X1 HUNG POINT 3/4 SAE R-16X 1,5 X1 |
|  | 84DIV033 | STABILISATOR ARM L=600 STABILISATOR ARM L=600 |
|  | 84GSV001 | GASVEER L=500 (UIT) KOERS=200 F= 250 N GAS SPRING L=500 (OUTPUT) RATE =200 F= 250 N GASFEDER L=500 (OUTPUT) RATE =200 F= 250 N RESSORT GAZ L = 500 (SORTIE) TAUX = 200 F = 250 N |

| | Article | Description |
|--|----------|---|
|  | 84GSV002 | <p>GASVEER L=500 (UIT) KOERS=200 F= 500 N (MET OOG EN ANDERE KANT RECHT KOEGELGEWRICHT.)</p> <p>GAS SPRING L=500 (OUTPUT) RATE =200 F= 500 N (WITH EYE AND OTHER SIDE RIGHT BALL JOINT)</p> <p>GASFEDER L=500 (OUTPUT) RATE =200 F= 500 N (MIT ÖSE UND AUF ANDERER SEITE RECHTS KUGELGELENK)</p> <p>RESSORT DE GAZ L = 500 (SORTIE) VITESSE = 200 F = 500 N (AVEC OEILLET ET JOINT A ROTULE)</p> |
|  | 84GSV003 | <p>GASVEER L=500 (UIT) KOERS=200 F= 700 N (MET OOG EN ANDERE ZIJDE RECHT KOEGELGEWRICHT)</p> <p>GAS SPRING L = 500 (OFF) COURSE = 200 F = 700 N (WITH EYE AND OTHER SIDE STRAIGHT BALL JOINT)</p> <p>GASFEDER L = 500 (AUS) KURS = 200 F = 700 N (MIT ÖSE UND ANDERER SEITEN GERADER KUGELGELENK)</p> <p>RESSORT DE GAZ L = 500 (OFF) COURSE = 200 F = 700 N (AVEC L'OEIL ET L'AUTRE JOINT DE BOULE DROITE DE CÔTÉ)</p> |
|  | 84GSV006 | <p>GASVEER L=520 (UIT) KOERS=200 F= 500 N (INCL. VOOR EN ACHTER KOEGELGEWRICHT)</p> <p>GAS SPRING L=520 (OUTPUT) RATE =200 F= 500 N (INCL. FRONT AND BACK BALL JOINT)</p> <p>GASFEDER L=520 (OUTPUT) RATE =200 F= 500 N (INKL. KUGELGELENK VORNE UND HINTEN)</p> <p>RESSORT DE GAZ L = 520 (SORTIE) VITESSE = 200 F = 500 N (Y COMPRIS JOINT A ROTULE AVANT ET ARRIÈRE)</p> |
|  | 84GSV007 | <p>GASVEER L=520 (UIT) KOERS=200 F= 700 N (INCL. VOOR EN ACHTER KOEGELGEWRICHT)</p> <p>GAS SPRING L=520 (OUTPUT) RATE =200 F= 700 N (INCL. FRONT AND BACK BALL JOINT)</p> <p>GASFEDER L=520 (OUTPUT) RATE =200 F= 700 N (INKL. KUGELGELENK VORNE UND HINTEN)</p> <p>RESSORT DE GAZ L = 520 (SORTIE) TAUX = 200 F = 700 N (Y COMPRIS JOINT A ROTULE AVANT ET ARRIÈRE)</p> |
|  | 84GSV013 | <p>GASVEER L=189 (UIT) KOERS= 75 F=250N - MET 2X KOEGELGEWRICHT</p> <p>GAS SPRING L = 189 (OFF) COURSE = 75 F = 250N-WITH 2X BALL JOINT</p> <p>GASFEDER L = 189 (AUS) COURSE = 75 F = 250N-MIT 2X KUGELGELENK</p> <p>RESSORT DE GAZ L = 189 (OFF) COURS = 75 F = 250N-AVEC JOINT SPHÉRIQUE 2X</p> |
|  | 84GSV015 | <p>GASVEER L=520 (UIT) KOERS=200 F= 900 N - KOEGELGEWRICHT M8</p> <p>GAS SPRING L = 520 (OFF) COURSE = 200 F = 900 N-BALL JOINT M8</p> <p>GASFEDER L = 520 (AUS) COURSE = 200 F = 900 N-KUGELGELENK M8</p> <p>RESSORT DE GAZ L = 520 (OFF) COURS = 200 F = 900 N-ROTULE M8</p> |
|  | 84GSV016 | <p>GASVEER L=525 (UIT) KOERS=220 F= 400 N</p> <p>GAS SPRING L=525 (OUTPUT) RATE =220 F= 400 N</p> <p>GASFEDER L=525 (OUTPUT) RATE =220 F= 400 N</p> <p>RESSORT GAZ L = 525 (SORTIE) TAUX = 220 F = 400 N</p> |

| | Article | Description |
|--|----------|---|
|  | 84GSV034 | GASVEER L=275 (UIT) KOERS=100 F= 250 N GAS SPRING L=275 (OUTPUT) RATE =100 F= 250 N GASFEDER L=275 (OUTPUT) RATE =100 F= 250 N RESSORT GAZ L = 275 (SORTIE) TAUX = 100 F = 250 N |
|  | 84GSV035 | GASVEER L=275 (UIT) KOERS=100 F= 400 N - BEIDE ZIJDEN KOGELGEWRICHT GAS SPRING L=275 (OUTPUT) RATE =100 F=400N - BOTH SIDES BALL JOINT GASFEDER L=275 (OUTPUT) RATE =100 F=400N - BEIDSEITIGES KUGELGELENK RESSORT GAZ L = 275 (SORTIE) TAUX = 100 F =400N - JOINT À ROTULE DES DEUX CÔTÉS |
|  | 84GSV041 | GASVEER L=391 (UIT) KOERS=150 F= 500 N GAS SPRING L=391 (OUTPUT) RATE =150 F= 500 N GASFEDER L=391 (OUTPUT) RATE =150 F= 500 N RESSORT GAZ L = 391 (SORTIE) TAUX = 150 F = 500 N |
|  | 84GSV049 | GASVEER L=134 (UIT) KOERS= 50 F= 150 N (MET KOGEL GEWRICHT) GAS SPRING L=134 (OUTPUT) RATE = 50 F= 150 N (WITH BALL JOINT) GASFEDER L=134 (OUTPUT) RATE = 50 F= 150 N (MIT KUGELGELENK) RESSORT GAZ L = 134 (SORTIE) TAUX = 50 F = 150 N (AVEC ROTULE) |
|  | 84ROL003 | GELEIDINGSROL RVS DIA 30 X 805 (EL) CONDUCTANCE ROL - STAINLESS STEEL - DIAMATER 30 X 805 (EL) DURCHFÜHRUNGSROLLE - EDELSTAHL - DURCHMESSER 30 X 805 (EL) CONDUCTANCE ROL - ACIER INOXYDABLE - DIAMATRE 30 X 805 (EL) |
|  | 84ROL005 | GELEIDINGSROL RVS DIA 30 X 705 (EL) CONDUCTANCE ROL - STAINLESS STEEL - DIAMATER 30 X 705 (EL) DURCHFÜHRUNGSROLLE - EDELSTAHL - DURCHMESSER 30 X 705 (EL) CONDUCTANCE ROL - ACIER INOXYDABLE - DIAMATRE 30 X 705 (EL) |
|  | 84ROL009 | GELEIDINGSROL RVS DIA 30 X 200 (EL) CONDUCTANCE ROL - STAINLESS STEEL - DIAMATER 30 X 200 (EL) DURCHFÜHRUNGSROLLE - EDELSTAHL - DURCHMESSER 30 X 200 (EL) CONDUCTANCE ROL - ACIER INOXYDABLE - DIAMATRE 30 X 200 (EL) |

| | Article | Description |
|---|----------|---|
|  | 84SCH010 | SCHARNIERSTANG RHIWAFLEX L=3000 HINGE ROD RHIWAFLEX L=3000 SCHARNIER ROD RHIWAFLEX L=3000 TIGE DE CHARNIÈRE RHIWAFLEX L = 3000 |
|  | 84SCH033 | SCHARNIER KUNSTSTOF 20X32 - ZWART HINGE PLASTIC 20X32 - BLACK SCHARNIER KUNSTSTOFF 20X32 - SCHWARZ CHARNIÈRE PLASTIQUE 20X32 - NOIR |
|  | 84SLO002 | KRUK,VERCHROOMD R=45 GROTE ROZET MET SLEUTELS HANDLE, CHROMED R=45 LARGE ROSETTE WITH KEYS GRIFF, CHROMD R=45 GROÙE ROSETTE MIT SCHLÜSSELN POIGNEE CHROMEE R = 45 AVEC CLES |
|  | 84SLO006 | SLOT, VIERKANT 87X68, ZELFSLUITEND LOCK, SQUARE 87X68, CLOSED SCHLOSS, QUADRATISCH 87X68, GESCHLOSSEN SERRURE, CARRÉ 87X68, FERMÉ |
|  | 84SLO008 | SLOT VIERKANT KLEIN MODEL (INOX / 100X19) LOCK SQUARE SMALL MODEL (STAINLESS STEEL / 100X19) SCHLOSS QUADRATISCH KLEINES MODELL (EDELSTAHL / 100X19) CADENAS DE SURETE PETIT MODÈLE (ACIER INOXYDABLE / 100X19) |
|  | 84SLO014 | SLOT,VIERKANT,KLEIN MODEL,INOX ,100X19 (STEEK GATEN=80 MM LINKSE UITVOERING) LOCK, SQUARE, SMALL MODEL, INOX, 100X19 (INSERT HOLES = 80 MM LEFT-HAND VERSION) SCHLOSS, QUADRATISCH, KLEINMODELL, INOX, 100X19 (EINLEGE BOHRUNGEN = 80 MM LINKS-HAND-AUSFÜHRUNG) SERRURE, CARRÉ, PETIT MODÈLE, INOX, 100X19 (INSERT HOLES = 80 MM VERSION GAUCHE) |
|  | 84SLU141 | MOTORKAPHAAK SET, GROOT, COMPLEET BONNET HOOK SET, LARGE, COMPLETE BONNET HOOK SET, GROÙ, KOMPLETT ENSEMBLE CROCHET DE BONNET, GRAND, COMPLET |

| | Article | Description |
|--|----------|---|
|  | 84SLU150 | DEURSLOT MET SLEUTEL, RVS, INBOUW (DIEPTE INSTELBAAR H20-H52) DOOR LOCK WITH KEY, STAINLESS STEEL, BUILT-IN (ADJUSTABLE DEPTH H20-H52) TÜRSCHLOSS MIT SCHLÜSSEL, EDELSTAHL, EINGEBAUT (ANPASSBARE TIEFE H20-H52) VERROU DE PORTE AVEC CLÉ EN ACIER INOXYDABLE INTÉGRÉ (PROFONDEUR AJUSTABLE H20-H52) |
|  | 84SLU193 | SLOT RVS - TYPE (H=54, L=45) LOCK STAINLESS STEEL-TYPE (H = 54, L = 45) SCHLOSS EDELSTAHL-TYP (H = 54, L = 45) SERRURE EN ACIER INOXYDABLE-TYPE (H = 54, L = 45) |
|  | 91CLA045 | PIJPHOUDER NW 40, DIN, RVS, MET DRAADAS M10 PIPE HOLDER NW 40, DIN, STAINLESS STEEL, WITH WIRES M10 ROHRHALTER NW 40, DIN, EDELSTAHL, MIT DRÄHTEN M10 PORTE-PIPE NW 40, DIN, ACIER INOX, AVEC FILS M10 |
|  | 91MKR002 | KNEVELMOER RVS - M20 - 1 ARM TOGGLE NUT STAINLESS STEEL - M20 - 1 ARM SCHALTER MUTTER EDELSTAHL - M20 - 1 ARM ECROU A BASCULE EN ACIER INOXYDABLE - M20 - 1 BRAS |
|  | 91OBR007 | OOGBOUW RVS M24 X 150 X 115 EYE BOLT STAINLESS STEEL M24 X 150 X 115 RINGSCHRAUBE EDELSTAHL M24 X 150 X 115 BOULON A OEIL EN ACIER INOXYDABLE M24 X 150 X 115 |
|  | 91OBR011 | PEN VOOR OOGBOUW M24 ROND RVS 22 X 60 MET GROEF PIN FOR EYE BOLT M24 ROUND STAINLESS STEEL 22 X 60 WITH GROOVE PIN FÜR RINGSCHRAUBE M24 RUND EDELSTAHL 22 X 60 MIT RILLE GOUPILLE POUR BOULON A EYE M24 ROND ACIER INOXYDABLE 22 X 60 AVEC RAINURE |
|  | 91OBR014 | OOGBOUW A-M24 X 130X95K (DIN 444) EYE BOLT A-M24 X 130X95K (DIN 444) RINGSCHRAUBE A-M24 X 130X95K (DIN 444) BOULON A OEIL A-M24 X 130X95K (DIN 444) |

| | Article | Description |
|---|------------|--|
|  | 91STR001 | <p>STELSCHROEF, BIN ZESK + AFSCH, DIN 913, M8X10 VOOR OOGBOUT</p> <p>SETTING SCREW, BIN ZESK + AFSCH, DIN 913, M8X10 FOR EYE BOLT</p> <p>EINSTELLSCHRAUBE, BIN ZESK + AFSCH, DIN 913, M8X10 FÜR RINGSCHRAUBE</p> <p>VIS DE REGLAGE, BAC ZESK + AFSCH, DIN 913, M8X10 POUR BOULON A OEIL</p> |
|  | A0J0000593 | <p>BOUT, TAP DIN 933, M8 X 40 MET GAT</p> <p>BOLT, TAP DIN 933, M8 X 40 WITH HOLE</p> <p>SCHRAUBE, HAHN DIN 933, M8 X 40 MIT LOCH</p> <p>BOULON, TARAUD DIN 933, M8 X 40 AVEC TROU</p> |
|  | A1D0003880 | <p>ONTLUCHTINGSPOT D61 ALU WENSTROM RVS</p> <p>VENT POT D61 ALU WENSTROM STAINLESS STEEL</p> <p>ENTLUFTTOPF D61 ALU WENSTROM EDELSTAHL</p> <p>VENT POT D61 ALU WENSTROM INOX</p> |
|  | A1E0000479 | <p>TEGENPLAAT > BEVESTIGING ONDERFRAME</p> <p>COUNTER_PLATE > FIXATION SUB_FRAME</p> <p>GEGENPLATTE > BEFESTIGUNGSUNTERRAHMEN</p> <p>CONTRE-PLAQUE > SOUS-CHÂSSIS DE FIXATION</p> |
|  | A1E0000958 | <p>FLEXIBELE TANKAANSLUITING > ONDERBUIZEN [100X80X8]</p> <p>FLEXIBLE TANK CONNECTION > BOTTOM TUBES [100X80X8]</p> <p>FLEXIBLE TANKVERBINDUNG > BODENROHRE [100X80X8]</p> <p>RACCORDEMENT FLEXIBLE DU RÉSERVOIR > TUBES DE FOND [100X80X8]</p> |
|  | A1E0000962 | <p>FLEXIBELE TANKSTEUN > BOVENAANSLUITING [H=97]</p> <p>FLEXIBLE TANK SUPPORT > TOP CONNECTION [H=97]</p> <p>FLEXIBLER TANKHALTER > OBERER ANSCHLUSS [H=97]</p> <p>SUPPORT DE RÉSERVOIR FLEXIBLE > CONNEXION SUPÉRIEURE [H=97]</p> |
|  | A1G0000126 | <p>MOLENPLAAT 10MM H60 MET OPRIJRAMPE BURG S.S. ZINK EPOXY BEHANDELD</p> <p>COUPLING PLATE 10MM H60 WITH RAMP BURG S.S. ZINC EPOXY TREATED</p> <p>WINDMÜHLENPLATTE 10MM H60 MIT RAMPE BURG S.S. ZINK-EPOXY-BEHANDELT</p> <p>PLAQUE MOULIN A VENT 10MM H60 AVEC RAMPE BURG S.S. ZINC ÉPOXY TRAITÉ</p> |

| | Article | Description |
|---|------------|---|
|  | A1G0000127 | KOPPELINGSPLAAT-STAAAL;H60xT10 COUPLING PLATE-STEEL;H60xT10 KUPPLUNGSPLATTE-STAHL;H60xT10 PLAQUE D'ACCOUPEMENT-ACIER;H60xT10 |
|  | A1G0000132 | KOPPELPLAAT COUPLING PLATE KUPPLUNGSPLATTE PLAQUE D'ACCOUPEMENT |
|  | A1G0001051 | CONISCHE PEN STA D78 - M24X200 VASTZETTING TANKOPBOUW CONICAL PIN STA D78 - M24X200FIXING TANK BODY GOUPILLE CONIQUE STA D78 - M24X200FIXATION CORPS DE RÉSERVOIR GOUPILLE CONIQUE STA D78 - M24X200FIXATION CORPS DE RÉSERVOIR |
|  | A1G0002434 | KOPPELINGSPLAAT-STAAAL[S355MC];T10xH110 ZONDER OPLIJKING COUPLING PLATE-STEEL[S355MC];T10xH110 WITHOUT RAMP KUPPLUNGSPLATTE-STAHL[S355MC];T10xH110 OHNE RAMPE PLAQUE D'ACCOUPEMENT-ACIER[S355MC];T10xH110 SANS RAMPE |
|  | A110002933 | KIST 1/3<LINKS/RECHTS<BOVENSCHARNIERENDEUR CABINET 1/3<LEFT/RIGHT<TOP HINGE DOOR SCHRANK 1/3<LINKS/RECHTS<OBERE SCHARNKÜR ARMOIRE 1/3<GAUCHE/DROITE<PORTE À CHARNIÈRE SUPÉRIEURE |
|  | A110005856 | EQUIPMENT BOX 2300x2500 4COMP;CORNER CUTOUT EQUIPMENT BOX 2300x25004COMP;CORNER CUTOUT Gerätebox 2300x25004COMP;ECKENAUSSCHNITT COFFRE D'ÉQUIPEMENT 2300x25004COMP;DÉCOUPE D'ANGLE |
|  | A110006279 | APPARATUURBOX [1850X1150] EQUIPMENT BOX [1850X1150] GERÄTEKASTEN [1850X1150] BOÎTE D'ÉQUIPEMENT [1850X1150] |

| | Article | Description |
|---|------------|--|
|  | A110006331 | PRINTER KIST PRINTER BOX DRUCKERKASTEN COFFRET IMPRIMANTE |
|  | A110007598 | UITRUSTINGSKIST [1900X1150] DAF 5 COMP; HOEKUITSPARING EQUIPMENT BOX [1900X1150] DAF5 COMP;CORNER CUTOUT Gerätekasten [1900 x 1150] DAF5-teilig, Eckausschnitt COFFRE D'ÉQUIPEMENT [1900 x 1150] DAF5 COMPOSANTS ; DÉCOUPE D'ANGLE |
|  | A110007621 | PRINTERKAST PRINTER BOX DRUCKERBOX BOÎTE D'IMPRIMANTE |
|  | A110007654 | PRINTERKAST-TPV-CHASSIS-PIVOT PRINTER CABINET-TPV-CHASSIS-PIVOT DRUCKERSCHRANK-TPV-CHASSIS-PIVOT ARMOIRE D'IMPRIMANTE-TPV-CHÂSSIS-PIVOT |
|  | A110007684 | APPARATUURBOX 2050X1150 EQUIPMENT BOX 2050X1150 Gerätebox 2050x1150 COFFRE D'ÉQUIPEMENT 2050X1150 |
|  | A1J0000811 | SLANGKOKERBEUGEL SS[1.4301];DIA 200/160 HOSE COLLECTION BRACKET SS[1.4301];DIA 200/160 SCHLAUCHSAMMELHALTERUNG SS[1.4301];DIA 200/160 SUPPORT DE COLLECTE DE TUYAU SS[1.4301];DIA 200/160 |
|  | A1J0001069 | TANKBEUGEL ZIJBESCHERMING;ELLIPS[2480X2100] TANK BRACKET SIDE GUARD;ELLIPSE[2480X2100] TANKHALTER-SEITENSCHUTZ;ELLIPSE[2480X2100] PROTECTION LATÉRALE DE SUPPORT DE RÉSERVOIR ;ELLIPSE[2480X2100] |

| | Article | Description |
|---|------------|--|
|  | A1J0001460 | BEVESTIGING FIETSENVANGER - TANKOPBOUW HOGE UITVOERING ATTACHMENT OF BICYCLE CATCH - TANK CONSTRUCTION HIGH MOUNT BEFESTIGUNG DER FAHRRADFANGE - TANKKONSTRUKTION HOCHLEISTUNG FIXATION DU ATTACHE-VÉLO - CONSTRUCTION DU RÉSERVOIR HAUTE PERFORMANCE |
|  | A1J0001641 | BEVESTIGING FIETSENVANGER ATTACHMENT OF BICYCLE CATCH BEFESTIGUNG DER FAHRRADFANGE FIXATION DU ATTACHE VÉLO |
|  | A1J0001681 | BEVESTIGING FIETSENVANGER ATTACHMENT OF BICYCLE CATCH BEFESTIGUNG DER FAHRRADFANGE FIXATION DU ATTACHE VÉLO |
|  | A1J0001684 | ATTACHMENT OF BICYCLE CATCH BEFESTIGUNG DER FAHRRADFANGE FIXATION DU ATTACHE-VÉLO |
|  | A1J0001738 | BEVESTIGING TANKBESCHERMING TANKPROTECTION MOUNT TANKSCHUTZHALTERUNG SUPPORT DE PROTECTION DE RÉSERVOIR |
|  | A1J0001810 | BEVESTIGING FIETSENVANGER ATTACHMENT OF SIDE GUARD BEFESTIGUNG DER FAHRRADFANGE FIXATION DU ATTACHE VÉLO |
|  | A1J0001812 | BEVESTIGING FIETSENVANGER ATTACHMENT OF SIDE GUARD BEFESTIGUNG DER FAHRRADFANGE FIXATION DU ATTACHE VÉLO |

| | Article | Description |
|---|------------|---|
|  | A1J0001827 | BEVESTIGING GEVAREN BORDEN MOUNT HAZARD SIGNS GEFAHRENSCHILDER BEFESTIGEN RÉPARER LES SIGNAUX DE DANGER |
|  | A1J0001828 | BEVESTIGING FIETSENVANGER ATTACHMENT OF SIDE GUARD BEFESTIGUNG DER FAHRRADFANGE FIXATION DU ATTACHE VÉLO |
|  | A1J0001946 | BEVESTIGING FIETSENVANGER ATTACHMENT OF SIDE GUARD BEFESTIGUNG DER FAHRRADFANGE FIXATION DU ATTACHE VÉLO |
|  | A1J0001950 | BEVESTIGING FIETSENVANGER ATTACHMENT OF SIDE GUARD BEFESTIGUNG DER FAHRRADFANGE FIXATION DU ATTACHE VÉLO |
|  | A1J0001964 | BEVESTIGING FIETSENVANGER ATTACHMENT OF SIDE GUARD BEFESTIGUNG DER FAHRRADFANGE FIXATION DU ATTACHE VÉLO |
|  | A1J0001967 | BEVESTIGING FIETSENVANGER ATTACHMENT OF SIDE GUARD BEFESTIGUNG DER FAHRRADFANGE FIXATION DU ATTACHE VÉLO |
|  | A1J0001969 | BEVESTIGING FIETSENVANGER ATTACHMENT OF SIDE GUARD BEFESTIGUNG DER FAHRRADFANGE FIXATION DU ATTACHE VÉLO |

| | Article | Description |
|---|------------|--|
|  | A1J0002027 | BEVESTIGING FIETSENVANGER ATTACHMENT OF SIDE GUARD BEFESTIGUNG DER FAHRRADFANGE FIXATION DU ATTACHE VÉLO |
|  | A1J0002029 | BEVESTIGING FIETSENVANGER ATTACHMENT OF SIDE GUARD BEFESTIGUNG DER FAHRRADFANGE FIXATION DU ATTACHE VÉLO |
|  | A1J0002065 | BEVESTIGING FIETSENVANGER ATTACHMENT OF SIDE GUARD BEFESTIGUNG DER FAHRRADFANGE FIXATION DU ATTACHE VÉLO |
|  | A1J0002076 | BEVESTIGING FIETSENVANGER ATTACHMENT OF SIDE GUARD BEFESTIGUNG DER FAHRRADFANGE FIXATION DU ATTACHE VÉLO |
|  | A1J0002246 | BEVESTIGING FIETSENVANGER ATTACHMENT OF SIDE GUARD BEFESTIGUNG DER FAHRRADFANGE FIXATION DU ATTACHE VÉLO |
|  | A1J0002447 | Montageplaat monsterafname buis Mounting plate sample tube Montageplatte Probenröhrchen Tube d'échantillon de plaque de montage |
|  | A1J0002502 | SCHARNIER PLAAT HINGE PLATE SCHARNIERPLATTE PLAQUE CHARNIÈRE |

| | Article | Description |
|---|------------|--|
|  | A1J0002553 | SPILL BOX - FRANS ÉÉN COMPARTIMENT SPILL BOX - FRENCH ONE COMPARTIMENT AUFLAUFBOX - FRANZÖSISCH EINFACH SILL BOX - FRANÇAIS UN COMPARTIMENT |
|  | A1J0002577 | SLUITPLAAT OPEN DOOS 1 COMP LOCKING PLATE OPEN BOX 1 COMP SCHLIESSPLATTE OFFENER KASTEN 1 KOMP PLAQUE DE VERROUILLAGE BOITE OUVERTE 1 COMP |
|  | A1J0002728 | DOOS - STUURKAST TERUGPOMP TVW BOX - CONTROL BOX BACK PUMP TVW BOX - STEUERKASTEN RÜCKPUMPE TVW BOÎTIER - BOÎTIER DE COMMANDE POMPE ARRIÈRE TVW |
|  | A1J0002729 | DEKSEL STUURKAST TERUGPOMP TVW COVER STEERING BOX REFUND PUMP TVW Abdeckung Lenkgetriebe Rücklaufpumpe TVW COUVERCLE BOÎTE DE DIRECTION REMBOURSEMENT POMPE TVW |
|  | A1J0002737 | BEVESTIGING VOOR TANKBESCHERMING TANK PROTECTION MOUNT TANKSCHUTZHALTER SUPPORT DE PROTECTION DE RÉSERVOIR |
|  | A1J0003316 | BESCHERMINGSKAP-PETG[GRIJS] VIERKANT MODEL PROTECTION CAP-PETG[GREY] SQUARE MODEL SCHUTZKAPPE-PETG[GRAU] QUADRATISCHES MODELL CAPUCHON DE PROTECTION-PETG [GRIS] MODÈLE CARRÉ |
|  | A1L0000372 | STEUN GELEIDING+WERKLAMP SUPPORT GUIDE + WORK LIGHT UNTERSTÜTZUNGSANLEITUNG + ARBEITSLICHT GUIDE D'ASSISTANCE + LAMPE DE TRAVAIL |

| | Article | Description |
|---|------------|--|
|  | A1L0000554 | SCHARNIER REGENKAP MANGATDEKSEL HINGE RAINCOVER MANHOLE COVER SCHARNIER-REGENABDECKUNG, SCHACHTABDECKUNG COUVERCLE DE TROU D'EGARD À CHARNIÈRE |
|  | A1L0000852 | BEVESTIGING>HASPEL>LUIFEL FIXING>REEL>AWNING BEFESTIGUNG>SPULE>MARKISE FIXATION>ENROULIER> STORE |
|  | A1L0001111 | TANK TIP BEVESTIGING TANK TIP MOUNT TANKSPITZENHALTERUNG SUPPORT D'EMBOUT DE RÉSERVOIR |
|  | A1L0001487 | LADDER ALU;L2670;W325 LADDER ALU;L2670;W325 LEITER ALU;L2670;B325 ÉCHELLE ALU;L2670;W325 |
|  | A1L0001528 | SPANBAND KUNSTSTOF RIEM ZWART TENSIONING STRAP PLASTIC BELT BLACK SPANNBAND KUNSTSTOFFRIEMEN SCHWARZ SANGLE DE TENSION CEINTURE EN PLASTIQUE NOIR |
|  | A1L0001557 | LADDER ALU;L2200;W325 LADDER ALU;L2200;W325 LEITER ALU;L2200;B325 ÉCHELLE ALU;L2200;W325 |
|  | A1L0001562 | VOUWLADDER-ALU;L730xW323 FOLDING LADDER-ALU;L730xW323 KLAPPLEITER-ALU;L730xW323 ÉCHELLE PLIANTE-ALU;L730xW323 |

| | Article | Description |
|---|------------|---|
|  | A1L0001565 | LADDER ALU;L2008;W36 LADDER ALU;L2008;W36 LEITER ALU;L2008;W36 ÉCHELLE ALU;L2008;W36 |
|  | A1L0001575 | LADDER ALU;L1840;W32 LADDER ALU;L1840;W32 LEITER ALU;L1840;B32 ÉCHELLE ALU;L1840;W32 |
|  | A1L0002501 | SLANGHASPELGELEIDING HOSE REEL GUIDANCE SCHLAUCHAUFROLLERFÜHRUNG GUIDAGE DE L'ENROULEUR DE TUYAU |
|  | A1M0000091 | STEUN GEVAARTEKEN L MOUNT DANGER SIGN L GEFAHRENSCHILD MONTIEREN L MONTER LE SIGNE DE DANGER L |
|  | A1M0000092 | MONTEER GEVAARSTEKEN R MOUNT DANGER SIGN R GEFAHRENSCHILD R. MONTIEREN MONTEZ LE SIGNE DE DANGER R |
|  | A1P0000333 | FLENS ONTLUCHTING SENING -ALU; DIA 90 X 35 FLANGE BLEEDING SENING -ALU; DIAMATER 90 X 35 FLANSCHBLUTEN-SENING -ALU; DURCHMESSER 90 X 35 SENING DE SAIGNEMENT DE PLANCHER - ALU; DIAMATRE 90 X 35 |
|  | A1P0000380 | VAKINHOUDEN[4xCOMP];BODEMKLEP BEDIENING[HAAR] BOX CONTENTS[4xCOMP];BOTTOM VALVE CONTROL[HER] PACKUNGSINHALT[4xCOMP];UNTERE VENTILSTEUERUNG[HER] CONTENU DE LA BOÎTE[4xCOMP] ; COMMANDE DE VANNE INFÉRIEURE [HER] |

| | Article | Description |
|---|------------|--|
|  | A1P0000621 | STEUN>VLOEISTOFNIVEAU MOUNT>FLUID LEVEL MONTAGE>FLÜSSIGKEITSSTAND MONTAGE>NIVEAU FLUIDE |
|  | A1P0000824 | AS>FLUID LEVEL AS>FLUID LEVEL AS>FLÜSSIGKEITSSTAND AS>NIVEAU DE FLUIDE |
|  | A1P0001129 | DEKSEL ONDERSTEUNING LID SUPPORT DECKELUNTERSTÜTZUNG SUPPORT DE COUVERCLE |
|  | A1P0001669 | ONDERSTEUNING VOOR SLANGHASPELGELEIDING HOSEREEL GUIDANCE SUPPORT FÜHRUNGSHALTERUNG FÜR SCHLAUCHAUFROLLER SUPPORT DE GUIDAGE POUR ENROULEUR DE TUYAU |
|  | A1P0001672 | SLANGHASPELGELEIDING HOSE REEL GUIDANCE SCHLAUCHAUFROLLERFÜHRUNG GUIDAGE DE L'ENROULEUR DE TUYAU |
|  | A1P0001693 | ADDITIEF TANK RVS 200L ADDITIVE TANK STAINLESS STEEL 200L ADDITIVTANK EDELSTAHL 200L RÉSERVOIR D'ADDITIF INOX 200L |
|  | A1P0001745 | ADDITIEVENTANK RVS 45L SCANIA MET KLEIN KIJKGLAS ADDITIVE TANK STAINLESS STEEL 45LSCANIA WITH SMALL VIEW GLASS ADDITIVTANK EDELSTAHL 45LSCANIA MIT KLEINER SICHTGLAS RÉSERVOIR D'ADDITIFS EN ACIER INOXYDABLE 45 LSCANIA AVEC PETITE VISIÈRE |

| | Article | Description |
|---|------------|---|
|  | A1S0000133 | BEVESTIGING SCULLY SOCKET SCULLY SOCKET ATTACHMENT SCULLY-SOCKET-BEFESTIGUNG FIXATION À DOUILLE SCULLY |
|  | A1S0000373 | BEDIENINGSPANEEL OPBOUW -2 HASPELS + LEEGMAAK - TVW CONTROL PANEL SURFACE-MOUNTED -2 REELS + EMPTY - TVW BEDIENFELD AUFPUTZMONTAGE - 2 ROLLEN + LEER - TVW PANNEAU DE COMMANDE EN SAILLIE - 2 BOBINES + VIDE - TVW |
|  | A1T0000061 | STEUN DRUKCONTROLE MOUNT GUARD BAR CONTROL BEFESTIGUNGSSCHUTZ BAR CONTROL CONTRÔLE DE LA BARRE DE GARDE DE MONTAGE |
|  | A1T0000062 | TEGENPLAAT STEUN DRUKCONTROLE COUNTER PLATE MOUNT GUARD BAR CONTROL GEGENPLATTE MONTAGESCHUTZ BAR CONTROL CONTRÔLE DE LA BARRE DE GARDE MONTÉE SUR LA PLAQUE DE COMPTOIR |
|  | A2L0005046 | BEVESTIGINGSBEUGEL - 1 X DIA 160 MM BRACKET - 1 X DIAMETER 160 MM HALTERUNG - 1 X DURCHMESSER 160 MM SUPPORT - 1 X DIAMÈTRE 160 MM |
|  | A2L0007055 | KOPPELINGSPLAAT>STAAL;H10 KLEUR[ZWART;RAL9005] COUPLING PLATE-STEEL;H10COLOUR[BLACK;RAL9005] KUPPLUNGSPLATTE>STAHL;H10FARBE[SCHWARZ;RAL9005] PLAQUE D'ACCOUPEMENT-ACIER;H10COULEUR[NOIR;RAL9005] |
|  | A2N0000143 | AFWERKINGSPLAAT>SPILLBOX AFWERKINGSPLAAT>SPILLBOX ABSCHLUSSPLATTE>ÜBERLAUFBEHÄLTER PLAQUE DE FINITION>SPILLBOX |

| | Article | Description |
|---|------------|--|
|  | A2R0000258 | STEUN VOOR LUCHTFILTER SUPPORT FOR AIR FILTER UNTERSTÜTZUNG FÜR LUFTFILTER SUPPORT POUR FILTRE A AIR |
|  | A3L0002439 | TIR KABELHOUDER TIR CABLE HOLDER TIR KABELHALTER PORTE-CÂBLE TIR |
|  | A4R0000065 | MONTAGEPLAAT VERDEELBLOK |
|  | M1IS017A | BINNENLIGGENDE AFSLUITER TAPKAST - MET RVS HENDEL ENCLOSED VALVE BUFFETT-WITH STAINLESS STEEL LEVER GESCHLOSSENES VENTIL BUFFETT-MIT EDEL STAHLHEBEL VALVE INCLUSE BUFFETT-AVEC LE LEVIER EN ACIER INOXYDABLE |
| | M1JS230A | GELEIDING HASPELSLANG LUIFEL ENROULEUR DE TUYAU DE GUIDAGE POUR AUVENT Führungsrolle Schlauch Markise ENROULEUR DE TUYAU DE GUIDAGE POUR AUVENT |
| | M1L0556A | PLAAT STAAL 115x90x5 BEVESTIGING VOOR CAMERA MET MAGNETISCHE VOET PLATE STEEL 115x90x5MOUNTING FOR CAMERA WITH MAGNETIC BASE STAHLPLATTE 115x90x5HALTERUNG FÜR KAMERA MIT MAGNETFUSS PLAQUE D'ACIER 115x90x5SUPPORT POUR CAMÉRA AVEC BASE MAGNÉTIQUE |

SLANG BUIS & BEUGEL ONDERDELEN

| | Article | Description |
|--|--------------|---|
| | 24ASL014 | <p>SLANGKOKER,BUIS 1.4301 DIA 160X1.0 L=6200 HOOGGLANS GEPOLIJST</p> <p>HOSE HOLDER,TUBE 1.4301 DIA 160X1.0 L=6200HIGH GLOSS POLISHED</p> <p>SCHLAUCHHALTER, ROHR 1.4301 DIA 160X1,0 L=6200HOCHGLANZPOLIERT</p> <p>PORTE TUYAU,TUBE 1.4301 DIA 160X1.0 L=6200POLI HAUTE BRILLANCE</p> |
|  | 28A3J0000920 | <p>SLANGKOKERBEVESTIGING OP STEUNVOET (RVS 100 X 40 X 4) ALU</p> <p>HOSE TUBE ATTACHMENT ON BRACKETING FOOT (SS 100 X 40 X 4)</p> <p>SCHLAUCH ANSCHLUSS AUF HALTERUNGSFUß (SS 100 X 40 X 4)</p> <p>ATTACHE DE TUYAU SUR PIED DE SUPPORT (SS 100 X 40 X 4)</p> |
|  | 28M0JS026A | <p>SLANGKOKERBEUGEL GEVARENBOORD 1 X D160 S.S.</p> <p>HOSE TUBE BRACKET HAZARD SIGN 1 X D160</p> <p>SCHLAUCH HALTERUNG GEFAHRENSYMBOL 1 X D160</p> <p>SUPPORT DE TUYAU SIGNE DE DANGER 1 X D160</p> |
|  | 28M3JS004A | <p>EINDSTUK SLANGKOKER 2 X D160 ZONDER DEUR S.S.</p> <p>HOSE TUBE END PIECE 2 X D160 WITHOUT DOOR</p> <p>SCHLAUCH ENDSTÜCK 2 X D160 OHNE TÜR</p> <p>TUBE D'EXTRÉMITÉ 2 X D160 SANS PORTE</p> |
|  | 54PES005 | <p>SLANGKOKER ZWART PE - 200 X 4,9 X 6000</p> <p>HOSE TUBE BLACK PE - 200 X 4.9 X 6000</p> <p>SCHLAUCH SCHWARZ PE - 200 X 4.9 X 6000</p> <p>TUYAU NOIR PE - 200 X 4,9 X 6000</p> |
|  | 54PES006 | <p>BUIS PE SLANGKOKER (ZWARTE POLYETHYLEEN) - 200 X 4,9 X 5200</p> <p>TUBE PE HOSE TUBE (BLACK POLYETHYLENE) - 200 X 4.9 X 5200</p> <p>SCHLAUCH PE SCHLAUCH (SCHWARZES POLYETHYLENE) - 200 X 4.9 X 5200</p> <p>TUBE PE (POLYÉTHYLÈNE NOIRE) - 200 X 4,9 X 5200</p> |
|  | 54PES007 | <p>SLANGKOKER BUIS PE - 160 X 3,9 X 2400</p> <p>HOSE TUBE, TUBE PE - 160 X 3.9 X 2400</p> <p>SCHLAUCH, SCHLAUCH PE - 160 X 3.9 X 2400</p> <p>TUBE PE - 160 X 3,9 X 2400</p> |


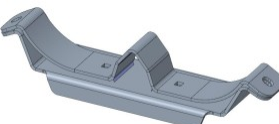
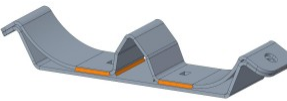




SLANG BUIS & BEUGEL ONDERDELEN

| | Article | Description |
|--|----------|--|
|  | 54PES020 | SLANGKOKER PE - 160 X 3,9 X 6200 HOSE TUBE PE - 160 X 3.9 X 6200 SCHLAUCH PE - 160 X 3.9 X 6200 TUBE PE - 160 X 3,9 X 6200 |
|  | 54PVC025 | SLANGKOKER PVC - DIAMETER 200xT4,9x Lengte 6200 HOSE PIPE PVC - DIAMETER 200 x T 4,9x Length 6200 SCHLANGENHÜLSE PVC - DURCHMESSER 200 x T 4,9x Länge 6200 TUYAU TUYAU PVC - DIAMETRE 200 x T 4,9x Longueur 6200 |
|  | 54PVC026 | SLANGKOKER PVC - DIAMETER 200xT4,9x lengte 10000 HOSE PIPE PVC - DIAMETER 200xT4,9x length 10000 SCHLAUCHROHR PVC - DURCHMESSER 200xT4,9x Länge 10000 TUYAU TUYAU PVC - DIAMETRE 200xT4,9x longueur 10000 |
|  | 56DOP056 | EINDSTUK PE - EINDDOP VOOR SLANGKOKER D160 END PIECE PE - END CAP FOR HOSE TUBE D160 ENDSTÜCK PE - ABSCHLUSSKAPPE FÜR SCHLAUCH D160 PIÈCE D'EXTRÉMITÉ PE - BOUCHON D'EXTRÉMITÉ POUR TUYAU D160 |
|  | 57BLD034 | SLANG, HD50, NW50, LENGTE 30 METER - AAN BEIDEZIJDEN VOORZIEN VAN MESSING KOPPELING + LOSSEN MOER 2" BSP (INWENDIGE DRAAD) VOOR KLASSE A1 HOSE, HD40, NW40, LENGTH 30M - BOTH SIDES WITH BRASS CLUTCH + UNLOADING NUT 2" BSP (INTERNALLY THREAD) FOR DANGER CLASS A1 SCHLAUCH HD40, NW40, LÄNGE 30M - BEIDE SEITEN MIT MESSINGKUPPLUNG + ENTLADEN VON MUTTERN 2" BSP (INNENGEWINDE) FÜR GEFAHRENKLASSE A1 TUYAU HD40, NW40, LONGUEUR 30M - DEUX COTES AVEC EMBRAYAGE LAITON + ECROU DE DECHARGEMENT 2" BSP (FIL INTERIEUR) POUR DANGER CLASSE A1 |
|  | 57BLD052 | SLANG-DAMPRETOUR 4" LENGTE 4 METER HOSE-VAPOR RETURN 4" LENGTH 4 METER SCHLAUCHDAMPFRÜCKLAUF 4" LÄNGE 4 METER TUYAU-VAPEUR RETOUR 4" LONGUEUR 4 MÈTRES |

SLANG BUIS & BEUGEL ONDERDELEN

| | Article | Description |
|---|----------|---|
|  | 57BLD129 | <p>COMPOSITE SLANG OLIEPRODUKTEN, Z/DR,NW 3" LENGTE 6 METER - 2X BUITENDRAAD 3" BSP MANNELIJK MESSING ALUMINIUM KLEMSCHALEN - INCL. ATTEST PROEFDruk 10BAR</p> <p>COMPOSITE HOSE OIL PRODUCTS, NW 3" - LENGTH 6M - 2X EXTERNAL CODE 3 - BSP MALE BRASS - ALU CLAMP - INCL. ATTEST TEST PRINT 10BAR</p> <p>KOMPOSIT-SCHLAUCHÖLPRODUKTE, NW 3" LÄNGE 6M - 2X EXTERNAL CODE 3" - BSP MÄNNLICH MESSING - ALUMINIUMKLEMME - INKL. PRÜFUNGSTEST PRINT 10BAR</p> <p>PRODUITS POUR HUILE COMPOSITE, NW 3" LONGUEUR 6M - 2X CODE EXTERNE 3" - BSP MÂLE LAITON - PINCE EN ALUMINIUM - INCL. ATTESTER LE TEST PRINT 10BAR</p> |
|  | 57BLD133 | <p>COMPOSITE SLANG, OLIEPRODUKTEN LENGTE 2300MM , Z/DR,NW 3" - 2X BUITENDRAAD 3" BSP MANNELIJK MESSING ALU KLEMSCHALEN - MET ATTEST PROEFDruk 10 BAR</p> <p>COMPOSITE HOSE OIL PRODUCTS, NW 3" LENGTH 2,3M - 2X EXTERNAL CODE 3 - BSP MALE BRASS - ALU CLAMP - INCL. ATTEST TEST PRINT 10BAR</p> <p>KOMPOSIT-SCHLAUCHÖLPRODUKTE, NW 3" LÄNGE 2,3M - 2X EXTERNAL CODE 3" - BSP MÄNNLICH MESSING - ALUMINIUMKLEMME - INKL. PRÜFUNGSTEST PRINT 10BAR</p> <p>TUYAUX COMPOSITES A BASE D'HUILE, NW 3" LONGUEUR 2,3M - 2X CODE EXTERNE 3" - BSP MÂLE LAITON - COLLIER EN ALUMINIUM - INCL. ATTESTER LE TEST PRINT 10BAR</p> |
|  | 91BEU001 | <p>BEUGEL DRM 4" - RVS</p> <p>BRACKET DRM 4" - STAINLESS STEEL</p> <p>HALTERUNG DRM 4" - EDELSTAHL</p> <p>SUPPORT DRM 4" - ACIER INOXYDABLE</p> |
|  | 91BEU002 | <p>BEUGEL DRM 3" - DIAMETER 12</p> <p>BRACKET DRM 3" - DIAMETER 12</p> <p>HALTERUNG DRM 3" - DURCHMESSER 12</p> <p>SUPPORT DRM 3" - DIAMÈTRE 12</p> |
|  | 91BEU003 | <p>BEUGEL DRM 2" - DIAMETER 10</p> <p>BRACKET DRM 2" - DIA10</p> <p>HALTERUNG DRM 2" - DIA10</p> <p>SUPPORT DRM 2" - DIA10</p> |
|  | 91BEU016 | <p>BEUGEL RVS, DIAMETER 200, M8 B=216 H=248</p> <p>BRACKET STAINLESS STEEL, DIAMETER 200, M8 B = 216 H = 248</p> <p>HALTERUNG EDELSTAHL, DURCHMESSER 200, M8 B = 216 H = 248</p> <p>SUPPORT ACIER INOX, DIAMÈTRE 200, M8 B = 216 H = 248</p> |

SLANG BUIS & BEUGEL ONDERDELEN

| | Article | Description |
|---|------------|---|
|  | 91BEU017 | BEUGEL RVS DIA. 160 BRACKET STAINLESS STEEL DIA. 160 HALTERUNG EDELSTAHL DURCHM. 160 SUPPORT EN ACIER INOXYDABLE DIA. 160 |
|  | A0J0000171 | SLANGKOKER STEUN ALU 2X DIAMETER 160 HOSE SLEEVE SUPPORT ALU 2X DIAMETER 160 SCHLAUMSCHLAUFE TUYAU FLEXIBLE |
|  | A0J0000240 | KLEM STEUN-ALU>SLANGBUIS;2XDIA160 KORTE MONTAGE CLAMP SUPPORT-ALU>HOSE-TUBE;2XDIA160SHORT MOUNT KLEMMENHALTER-ALU>SCHLAUCH-ROHR;2XDIA160KURZE MONTAGE SUPPORT DE PINCE-ALU>TUYAU-TUBE;2XDIA160MONTAGE COURT |
|  | A0J0000272 | DRAADBEUGEL-SS;DIA8;2XDIA160 THREAD SPANNER-SS;DIA8;2XDIA160 GEWINDESCHLÜSSEL-SS;DIA8;2XDIA160 CLÉ À FILETS-SS;DIA8;2XDIA160 |
|  | A0J0001224 | SLANGKOKER BEUGEL-RVS;2xDIA160 HOSETUBE SUPPORT-SS[HGL];2xDIA160 SCHLAUCH HALTERUNG-EDELSTAHL;2 X DIA160 SUPPORT DE SUPPORT-INOX;2xDIA160 |
|  | A0J0001226 | SLANGKOKER BEUGEL-RVS;2xDIA160;MONTAGE DEEL HOSETUBE SUPPORT-SS[HGL];2xDIA160;MOUNTING PART SCHLAUCH HALTERUNG-EDELSTAHL;2 X DIA160 - BEHÄLTERTEIL SUPPORT DE SUPPORT-INOX;2xDIA160>PORTE-TUYAU |
|  | A0J0001228 | SLANGKOKER BEUGEL-RVS;DIA160 HOSETUBE SUPPORT-SS[HGL];DIA160 SCHLAUCH HALTERUNG-EDELSTAHL;DIA160 SUPPORT DE SUPPORT-INOX;DIA160 |

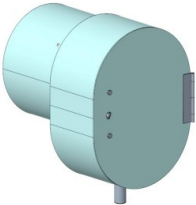

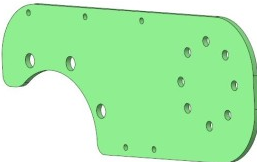


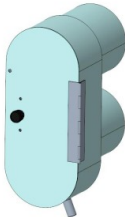
SLANG BUIS & BEUGEL ONDERDELEN

| | Article | Description |
|---|------------|---|
|  | A0J0001230 | SLANGKOKER BEUGEL-RVS;1xDIA160;MONTAGE DEEL HOSETUBE SUPPORT-SS;1xDIA160;MOUNTING PART SCHLAUCH HALTERUNG-EDELSTAHL;1 X DIA160 - BEHÄLTERTEIL SUPPORT DE SUPPORT-INOX;1xDIA160>PORTE-TUYAU |
|  | A0J0001232 | SLANGKOKER BEUGEL-RVS;2xDIA200 HOSETUBE SUPPORT-SS;2xDIA200 SCHLAUCH HALTERUNG-EDELSTAHL;2 X DIA200 SUPPORT DE SUPPORT-INOX;2xDIA200 |
|  | A0J0001234 | SLANGKOKER BEUGEL-RVS;2xDIA200;MONTAGE DEEL HOSETUBE SUPPORT-SS;2xDIA200;MOUNTING PART SCHLAUCH HALTERUNG-EDELSTAHL;2 X DIA200 - BEHÄLTERTEIL SUPPORT DE SUPPORT-INOX;2xDIA200>PORTE-TUYAU |
|  | A0J0001236 | PONSPLAAT-RVS[1.4301;HGL];T1.5 SLANGKOKER STEUN;DIA200 PUNCH.PLATE-SS[1.4301;HGL];T1.5HOSETUBE SUPPORT;DIA200 Lochplatte-SS[1.4301;HGL];T1.5Schlauchhalterung;Durchmesser 200 PLAQUE DE POINÇON-SS[1.4301;HGL];T1.5SUPPORT DE TUBE TUYAU;DIA200 |
|  | A0J0001238 | SLANGKOKER BEUGEL-RVS;DIA200;MONTAGE DEEL HOSETUBE SUPPORT-SS;DIA200;MOUNTING PART SCHLAUCH HALTERUNG-EDELSTAHL;DIA200 - BEHÄLTERTEIL SUPPORT DE SUPPORT-INOX;DIA200>PORTE-TUYAU |
|  | A0L0000092 | SLANGKOKER EINDEKSEL ALU MET LEKBAK DIAMETER 160MM HOSE TUBE END COVER ALUMINIUM WITH LEAK TRAY (DIAMETER 160MM) SCHLAUCH ABSCHLUSSDECKEL ALUMINIUM MIT TROPFSCHALE (DURCHMESSER 160MM) COUVERCLE DE TUBE D'EXTREMITE EN ALUMINIUM AVEC BAC DE SECURITE (DIAMÈTRE 160MM) |
|  | A0L0000123 | |

SLANG BUIS & BEUGEL ONDERDELEN

| | Article | Description |
|--|------------|---|
|  | A1J000041 | EINDSTUK SLANGKOKER 1xD2001xD160-LINKS END PIECE HOSE SLEEVE 1xD2001xD160-LEFT ENDSTÜCK SCHLAUCHHÜLSE 1xD2001xD160-LINKS EMBOUT MANCHON DE TUYAU 1xD2001xD160-GAUCHE |
|  | A1J0000413 | SLANGENREKSTEUN LINKS HOSE RACK BRACKET LEFT SCHLAUCHHALTER HALTER LINKS SUPPORT DE SUPPORT DE TUYAU GAUCHE |
|  | A1J0000414 | SLANGREKSTEUN RECHTS HOSE RACK BRACKET RIGHT SCHLAUCHHALTERUNG RECHTS SUPPORT DE SUPPORT DE TUYAU DROIT |
|  | A1J0000838 | ONDERSTEUNING LEIDINGEN SUPPORT PIPING UNTERSTÜTZUNGSROHRLEITUNG TUYAUTERIE DE SUPPORT |
|  | A1J0001151 | MONTAGEBALK>SLANGBUIS MOUNTING BEAM>HOSE TUBES MONTAGEBALKEN>SCHLAUCHROHRE POUTRE DE MONTAGE>TUBES FLEXIBLES |
|  | A1J0001153 | BEVESTIGING>SLANGBUIS;2xDIA160 MOUNT>HOSETUBES;2xDIA160 MONTAGE>SCHLAUCHROHRE;2xDIA160 MONTAGE>TUBES TUYAUX;2xDIA160 |
|  | A1J0001523 | MONTAGEPLAAT SLANGKOKERBAK MOUNTING PLATE HOSE BOX MONTAGEPLATTE SCHLAUCHKASTEN PLAQUE DE MONTAGE BOÎTE DE TUYAUX |







SLANG BUIS & BEUGEL ONDERDELEN

| | Article | Description |
|---|------------|---|
|  | A1J0002328 | <p>MORSBAK SLANGKOKER 1x200 RECHTS</p> <p>SPILL BIN HOSE TUBE 1x200 RIGHT</p> <p>Auffangbehälter, Schlauchkocher 1x200, rechts</p> <p>TUYAU BAC A DEVERS CUISINIER 1x200 DROITE</p> |
|  | A1J0002333 | <p>MORSBAK SLANGKOKER 1x200 LINKS</p> <p>SPILL BIN HOSE TUBE 1x200 LEFT</p> <p>Auffangbehälter, Schlauchkocher 1x200 links</p> <p>TUYAU BAC A DEVERS CUISINIER 1x200 GAUCHE</p> |
|  | A1J0002459 | <p>PLAQUE DE MONTAGE SCULLY SUR RÉCUPÉRATION DE VAPEUR</p> <p>MOUNTING PLATE SCULLY ON VAPOUR RECOVERY</p> <p>MONTAGEPLATTE SCULLY AUF DAMPFRÜCKGEWINNUNG</p> <p>PLAQUE DE MONTAGE SCULLY SUR RÉCUPÉRATION DE VAPEUR</p> |
|  | A1J0002732 | <p>SLUITPLAAT SLANGBAK</p> <p>CLOSING PLATE HOSE TRAY</p> <p>VERSCHLUSSPLATTE SCHLAUCHAUFLAGE</p> <p>PLAQUE DE FERMETURE PLATEAU DE TUYAU</p> |
|  | A1J0002733 | <p>SLUITPLAAT SLANGBAK</p> <p>CLOSING PLATE HOSE TRAY</p> <p>VERSCHLUSSPLATTE SCHLAUCHAUFLAGE</p> <p>PLAQUE DE FERMETURE PLATEAU DE TUYAU</p> |
|  | A1J0002755 | <p>SLANGENREK STEUN LANDINGSPOTEN</p> <p>HOSE RACK SUPPORT LANDING LEGS</p> <p>SCHLAUCHHALTER UNTERSTÜTZUNG STANDBEINE</p> <p>PATTES D'ATTERISSAGE DE SUPPORT DE PORTE-FLEXIBLES</p> |
|  | A1J0002772 | <p>EINDE>SLANGBUISHOUDER-RVS[1.4301;HGL];2xDIA160;TIR SPILLBOX;RECHTS - SPECIAAL - SPRINGLOCK</p> <p>END>HOSE TUBE HOLDER-SS[1.4301;HGL];2xDIA160;TIR SPILLBOX;RIGHT - SPECIAL - SPRINGLOCK</p> <p>ENDE>SCHLAUCHROHRHALTER-SS[1.4301;HGL];2xDIA160;TIR SPILLBOX;RECHTS - SPEZIAL - SPRINGLOCK</p> <p>FIN>HOSE TUBE HOLDER-SS[1.4301;HGL];2xDIA160;TIR SPILLBOX;DROIT - SPÉCIAL - SPRINGLOCK</p> |

SLANG BUIS & BEUGEL ONDERDELEN

| | Article | Description |
|---|------------|--|
|  | A1J0002774 | EINDE>SLANGBUISHOUDER[2xDIA160] TIR - SPECIAAL - SPRINGLOCK END>HOSETUBE HOLDER[2xDIA160]TIR - SPECIAL - SPRINGLOCK ENDE>SCHLAUCHHALTERUNG[2xDIA160]TIR - SPEZIAL - SPRINGLOCK FIN>PORTE TUBE [2xDIA160]TIR - SPÉCIAL - SPRINGLOCK |
|  | A1J0002775 | EINDE>SLANGBUISHOUDER-RVS[1.4301;HGL];2xDIA160;TIR SPILLBOX;LINKS - SPECIAAL - SPRINGLOCK END>HOSE TUBE HOLDER-SS[1.4301;HGL];2xDIA160;TIR SPILLBOX;LEFT - SPECIAL - SPRINGLOCK ENDE>SCHLAUCHROHRHALTER-SS[1.4301;HGL];2xDIA160;TIR SPILLBOX;LINKS - SPECIAL - SPRINGLOCK FIN>HOSE TUBE HOLDER-SS[1.4301;HGL];2xDIA160;TIR SPILLBOX;GAUCHE - SPÉCIAL - SPRINGLOCK |
|  | A1J0002779 | MORSEBAK SLANGKOKER. 1xD160 RECHTS - SPECIAAL - VEERSLUITING SPILL TRAY HOSE DUCT. 1xD160 RIGHT - SPECIAL - SPRING CLOSURE AUFSAITZWANNE SCHLAUCHKANAL 1xD160 RECHTS - SPEZIAL - FEDERVERSCHLUSS BAC DE DEVERSEMENT TUYAU CONDUIT. 1xD160 DROITE - SPECIAL - FERMETURE A RESSORT |
|  | A1J0003013 | STEUN>SLANGKOKER HOUDER;DIA160 SUPPORT>HOSE-TUBE HOLDER;DIA160 UNTERSTÜTZUNG>SCHLAUCH-ROHRHALTER;DIA160 SUPPORT>PORTE-TUYAU;DIA160 |
|  | A1L0000053 | BEVESTIGING LOSSLANGEN ATTACHMENT OF DISCHARGE HOSES BEFESTIGUNG DER ABGASSCHLÄUCHE FIXATION DES TUYAUX DE DÉCHARGE |
|  | A1L0001100 | SLANKOKER BEVESTIGING>DIA160 HOSETUBE MOUNT>DIA160 SCHLAUCHROHRMONTAGE>DIA160 SUPPORT DE TUBE>DIA160 |
|  | A1L0001839 | SLANGDRAGER SCHARNIERPLAAT HOSE CARRIER HINGE PLATE SCHLAUCHTRÄGER-SCHARNIERPLATTE PLAQUE CHARNIÈRE PORTE-TUYAU |

SLANG BUIS & BEUGEL ONDERDELEN

| | Article | Description |
|---|------------|--|
|  | A1L0002597 | SLANGDRAGER ALU - STD L3180; 3X ZIJDEUR [800]; DOORLOPENDE ZIJMARKERING HOSE CARRIER ALU - STD L3180;3X SIDE-DOOR[800];CONTINUOUS SIDEMARKING Schlauchträger Alu - StandardL3180; 3x Seitentür [800]; durchgehende Seitenmarkierung PORTE-TUYAU ALU - STDL3180 ; 3 PORTES LATÉRALES [800] ; MARQUAGE LATÉRAL CONTINU |
|  | A1L0002599 | SLANGDRAGER ALU - STD L=5610 HOSE CARRIER ALU - STDL=5610 Schlauchträger Alu - StandardL=5610 PORTE-TUYAU ALU - STDL=5610 |
|  | A1L0002716 | SLANGKAST ALU - STD [L=4500];1XZIJDEUR[900] HOSE CARRIER ALU - STD[L=4500];1XSIDE-DOOR[900] PORTE-TUYAU ALU - STD[L=4500];1XPORTE LATÉRALE[900] PORTE-TUYAU ALU - STD[L=4500];1XPORTE LATÉRALE[900] |
|  | A1L0002721 | SLANGKAST ALU - STD L=6655 HOSE CARRIER ALU - STDL=6655 SCHLAUCHTRÄGER ALU - STDL=6655 PORTE-TUYAU ALU - STDL=6655 |
|  | A1M0000088 | STEUN>SLANGKOKER;DIA 160 SUPPORT>HOSE-TUBE HOLDER;DIA 160 HALTER>SCHLAUCHROHRHALTER; DURCHMESSER 160 SUPPORT>PORTE TUYAU;DIA 160 |
|  | A1P0001221 | STEUN DAMPRETOUR BUIS MOUNT VAPOUR RECOVERY TUBE MONTAGE DES DAMPFRÜCKFÜHRUNGSROHRS MONTER LE TUBE DE RÉCUPÉRATION DE VAPEUR |
|  | A1P0001305 | POMPINLAATBUIS 3" PUMP INLET PIPE3" PUMPENEINLASSROHR3" TUYAU D'ADMISSION DE POMPE3" |

SLANG BUIS & BEUGEL ONDERDELEN

| | Article | Description |
|---|------------|---|
|  | A1P0001312 | POMPUITLAATBUIS 3" POMPZIJDE PUMP OUTLET PIPE3" PUMP SIDE PUMPENAUSSLASSROHR3" PUMPENSEITE TUYAU DE SORTIE DE POMPE3" CÔTÉ POMPE |
|  | A1P0001486 | ONDERSTEUNING POMPUITLAATBUIS SUPPORT PUMP OUTLET PIPE AUSLASSROHR DER STÜTZPUMPE TUYAU DE SORTIE DE POMPE DE SUPPORT |
|  | A2J0000451 | MORSEBAK SLANGKOKER 2 X D160 LINKS S.S. SPILL BUCKET HOSE COOKER 2 X D160 LEFT S.S. Überlaufeimer-Schlauch für Kocher, 2 x D160, links, Edelstahl. SEAU DE DÉVERSEMENT TUYAU CUISEUR 2 X D160 GAUCHE INOX |
|  | A2J0000456 | MORSEBAK SLANGKOKER 2 X D160 RECHTS CATCH-ALL HOSE TUBE 2 X D160 RIGHT CATCH-ALL SCHLAUCH 2 X D160 RECHTS TUYAU CATCH-ALL 2 X D160 DROIT |
|  | A2J0001917 | SLANGKOKER EINDKAP 160MM MET TIR OOG HOSE TUBE ENDCAP - 160MM WITH TIR EYE SCHLAUCH TUBE ENDCAP - 160MM MIT TIR AUGER TUYAU FLEXIBLE ENDCAP - 160MM AVEC OEIL TIR |
|  | A2J0002216 | SLANGHOUDER EINDDEKSEL RVS, DIAMETER 3X 160MM (LINKERZIJDE) HOSE HOLDER END LID STAINLESS STEEL, DIAMETER 3X 160MM (LEFT) SCHLAUCHHALTER ENDE DECKEL EDELSTAHL, DURCHMESSER 3X 160MM (LINKS) PORTE-TUYAU COUVERCLE FIN ACIER INOX, DIAMÈTRE 3X 160 MM (GAUCHE) |
|  | A2J0002217 | SLANGHOUDER EINDDEKSEL RVS, DIAMETER 3X 160MM (RECHTERZIJDE) HOSE HOLDER END LID STAINLESS STEEL, DIAMETER 3X 160MM (RIGHT SIDE) SCHLAUCHHALTER ENDE DECKEL EDELSTAHL, DURCHMESSER 3X 160MM (RECHTE SEITE) PORTE-TUYAU COUVERCLE FIN ACIER INOX, DIAMÈTRE 3X 160 MM (CÔTÉ DROIT) |




SLANG BUIS & BEUGEL ONDERDELEN

| | Article | Description |
|---|------------|---|
|  | A2L0005037 | HOSE TUBE HOLDER - 1 X DIA 160 MM - ALU HOSE TUBE HOLDER - 1 X DIAMETER 160 MM SCHLAUCHHALTER - 1 X DURCHMESSER 160 MM PORTE TUYAU - 1 X DIAMÈTRE 160 MM |
|  | A2L0006151 | SLANGKOKER BEUGEL ALU - DIAMETER 200 HOSE TUBE BRACKET ALUMINIUM - DIAMETER 200 SCHLAUCHLEITUNG BRACKET ALUMINIUM - DURCHMESSER 200 TUYAU FLEXIBLE SUPPORT ALUMINUM - DIAMETER 200 |
|  | A2L0006152 | STEUN SLANGKOKER BEUGEL SUPPORT SLEEVE COOKER BRACKET STÜTZKOCHERHALTERUNG SUPPORT DE CUISINIÈRE À DOUILLE SUPPORT |
|  | A3J0000338 | EINDSTUK SLANGKOKER 1 X DIAMETERMATER 160 MET DEUR RVS HOOGGLANS (ENKEL) END PIECE HOSE TUBE 1 X DIAMETER 160 WITH DOOR (SINGLE) ENDSTÜCK SCHLAUCH 1 X DURCHMESSER 160 MIT TÜR (EINZEL) TUYAU D'EXTRÉMITÉ 1 X DIAMÈTRE 160 AVEC PORTE (SIMPLE) |
|  | A3J0000339 | EINDSTUK SLANGKOKER 1 X DIAMETER 200 MET DEUR RVS HOOGGLANS END PIECE HOSE TUBE 1 X DIAMETER 200 WITH DOOR ENDSTÜCK SCHLAUCH 1 X DURCHMESSER 200 MIT TÜR TUYAU D'EXTRÉMITÉ 1 X DIAMÈTRE 200 AVEC PORTE |
|  | A3J0000413 | EINDSTUK SLANGKOKER 2 X D200 MET DEUR LINKS + RECHTS - RVS END PIECE HOSE TUBE 2 X D200 WITH DOOR LEFT+ RIGHT ENDSTÜCK SCHLAUCH 2 X D200 MIT TÜR LINKS+ RECHTS TUYAU D'EXTRÉMITÉ 2 X D200 AVEC PORTE GAUCHE + DROIT |
|  | A3J0000427 | EINDSTUK SLANGKOKER 2 X D160 MET DEUR RECHTS RVS HOOGGLANS END PIECE HOSE TUBE 2 X D160 WITH DOOR RIGHT ENDSTÜCK SCHLAUCH 2 X D160 MIT TÜR RECHTS TUYAU D'EXTRÉMITÉ 2 X D160 AVEC DROITE |

SLANG BUIS & BEUGEL ONDERDELEN

| | Article | Description |
|---|------------|---|
|  | A3J0000441 | MORSEBAK SLANGKOKER.2xD200-RECHTS SPILL HOSE HOSE.2xD200-RIGHT ÜBERLAUFSCHLAUCH SCHLAUCH.2xD200-RECHTS TUYAU DE DÉVERSEMENT TUYAU.2xD200-DROITE |
|  | A3J0001223 | EINDSTUK SLANGKOKER 1X DIAMETER 200 (ZONDER DEUR) - RVS HOOGGLANS END PIECE HOSE TUBE 1XD200 (WITHOUT DOOR) ENDSTÜCK SCHLAUCH 1XD200 (OHNE TÜR) TUYAU D'EXTRÉMITÉ 1XD200 (SANS PORTE) |
|  | A3J0004065 | BEUGEL SLANGKOKER 2 X 200 MM - ALU BRACKET HOSE TUBE 2 X 200 MM HALTERUNG SCHLAUCH 2 X 200 MM SUPPORT TUYAU 2 X 200 MM |
|  | A3J0004069 | BEUGEL SLANGKOKER 2 X 160 MM - ALU BRACKET HOSE TUBE 2 X 160 MM HALTERUNG SCHLAUCH 2 X 160 MM SUPPORT TUYAU 2 X 160 MM |
|  | A3J0004147 | SLANGKOKER EINDKAP ALUMINIUM (2X DIA160) HOSE TUBE END CAP ALUMINIUM (2X DIA160) SCHLAUCH ABSCHLUSSKAPPE ALUMINIUM (2X DIA160) TUYAU BOUCHON D'EXTREMITE ALUMINIUM (2X DIA160) |
|  | A3P0000035 | STEUN LUCHTLEIDING 3" AIR LINE SUPPORT 3" LUFTLEITUNGSSTÜTZE 3" SUPPORT DE CONDUITE AÉRIENNE 3" |
|  | A3P0000038 | LUCHTLEIDING BESCHERMINGSPLAAT 3" AIRLINE PROTECTION PLATE 3" FLUGZEUGSCHUTZPLATTE 3" PLAQUE DE PROTECTION AIRLINE 3" |

SLANG BUIS & BEUGEL ONDERDELEN

| | Article | Description |
|---|------------|--|
|  | A70000144 | EINDSTUK SLANGKOKER 1X DIAMETER 160 (ZONDER DEUR) - RVS HOOGGLANS END PIECE HOSE TUBE 1X DIAMETER 160 (WITHOUT DOOR) ENDSTÜCK SCHLAUCH 1X DURCHMESSER 160 (OHNE TÜR) TUYAU D'EXTRÉMITÉ 1X DIAMÈTRE 160 (SANS PORTE) |
|  | A7J0001544 | SLANGKOKERBEUGEL 1 X D160 VERLAAGD RVS HOSE COLLECTION BRACKET 1 X D160 REDUCED STAINLESS STEEL SCHLAUCHSAMMELHALTER 1 X D160 REDUZIERTER EDELSTAHL SUPPORT DE COLLECTE DE TUYAU 1 X D160 RÉDUIT INOX |
|  | A9J0001364 | LOCKING BEAM ALUMINUM>VALVE LOCKING[x9];ANODISED LOCKING BEAM ALUMINUM>VALVE LOCKING[x9];ANODISED SCHLISSBALKEN ALUMINIUM>VENTILVERRIEGELUNG[x9];ANODISIERT POUTRE DE VERROUILLAGE ALUMINIUM>VERROUILLAGE DE VALVE [x9];ANODISÉ |
| | M1JS106A | MORSBAK SLANGKOKER DIA 160 - DIA 200 RVS UITVOERING LINKS SPILL TRAY HOSE COAT DIA 160 - DIA 200 STAINLESS STEEL VERSION LEFT AUFFANGWANNE SCHLAUCHMANTEL Ø 160 - Ø 200 EDELSTAHLAUSFÜHRUNG LINKS BAC DE RÉCUPÉRATION TUYAU COAT DIA 160 - DIA 200 INOX VERSION GAUCHE |
| | M1JS107A | MORSBAK SLANGKOKER DIA 160 - DIA 200 RVS UITVOERING RECHTS SPILL TRUCK HOSE SLEEVE DIA 160 - DIA 200 STAINLESS STEEL VERSION RIGHT SPILL TRUCK SCHLAUCHMANSCHETTE Ø 160 - Ø 200 EDELSTAHLVERSION RECHTS MANCHON DE TUYAU POUR CAMION DE DÉVERSEMENT DIA 160 - DIA 200 VERSION INOX DROITE |
| | M1P0442C | PLAAT RVS 330x215x8 MONTAGEADAPTER COLLECTOR PLATE RVS 330x215x8MOUNTING ADAPTER COLLECTOR Platte Edelstahl 330x215x8Montageadapter Kollektor PLAQUE INOX 330x215x8ADAPTATEUR DE MONTAGE POUR COLLECTEUR |






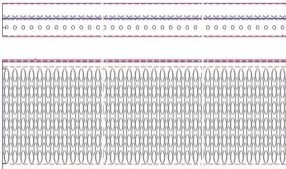

LEUNING / LADDER / LOOPBAAN

| | Article | Description |
|---|--------------|---|
|  | 2893L0136A | VERBINDINGSST LEUNING ROESTVRIJSTAAL KLAPRELING ROESTVRIJSTAAL D24.5 X 100 CONNECTING PIECE RAILING STAINLESS STEEL FOLDING RAIL STAINLESS STEEL D24.5 X 100 VERBINDUNGSSTÜCK GELÄNDER EDELSTAHL FALTSCHIENE EDELSTAHL D24.5 X 100 PIÈCE DE RACCORDEMENT RAIL PLIANT EN ACIER INOXYDABLE D24.5 X 100 |
|  | 28A3L0000020 | BEVESTIGING OOR KLAPRELING VARIA MOUNTING EAR VARIA FOLDING RAIL BEFESTIGUNGSÖSE VARIA FALTSCHIENE OEILLET DE MONTAGE VARIA RAIL PLIABLE |
|  | 28A3L0001213 | LADDER 2525 TANK-BULK RVS LADDER STAINLESS STEEL 2525 TANK-BULK LEITER EDELSTAHL 2525 TANK-BULK ÉCHELLE EN ACIER INOXYDABLE 2525 CITERNE VRAC |
|  | 28M0L0016A | LOSSE TREDE VOOR TRAP LADDER LOOSE STEP FOR STAIR LADDER LOSER SCHRITT FÜR TREPPEN LEITER ÉTAPE LIBRE POUR L'ÉCHELLE D'ESCALIER |
|  | 28M0L0072B | VANGSTUK KLAPRELING FOLDING RAIL RECEIVER FALTSCHIENE RECEIVER RECEPTEUR DE RAIL PLIABLE |
|  | 28M2L0434A | BEDIENING KLAPRELING SLUITING LADDER FOLDING RAIL CLOSURE LADDER CONTROL FALTSCHIENE VERSCHLUSS LEITER KONTROLLE COMMANDE D'ÉCHELLE DE FERMETURE DE RAIL PLIABLE |
|  | 38A3L0000947 | BEVESTIGING BUISVANGER KLAPRELING TUBE RECEIVER ATTACHMENT FOLDING RAIL ROHREMPFÄNGER BEFESTIGUNG FALTSCHIENE RAIL PLIANT DE FIXATION DE RÉCEPTEUR DE TUBE |

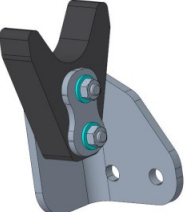
LEUNING / LADDER / LOOPBAAN

| | Article | Description |
|---|--------------|--|
|  | 38M0L0029A | VASTZETTING GASVEER KLAPRELING ALU. FIXING GAS SPRING CLAMP ALUMINIUM. BEFESTIGUNGSGASFEDERKLEMME ALUMINIUM. PINCE DE RESSORT A GAZ DE FIXATION ALUMINUM. |
|  | 38M6L0087B | SCHARNIER EXTRUSIEPROFIEL KLAPRELING GEN.2003 EXTRUSION PROFILE FOLDING RAIL HINGE (GENERATION 2003) EXTRUSIONSPROFIL FALTSCHIENE SCHARNIER (GENERATION 2003) PROFIL D'EXTRUSION CHARNIÈRE DE RAIL PLIANTE (GENERATION 2003) |
|  | 53RNX022 | BUISVANGER VOOR BUIS D32 (EPDM) TUBE RECEIVER FOR TUBE D32 (EPDM) SCHLAUCHEMPFÄNGER FÜR SCHLAUCH D32 (EPDM) TUBE RECEVEUR POUR TUBE D32 (EPDM) |
|  | 58A3L0000719 | GLIJLAGER VOETSCHARNIER STIJL KLAPRELING SLIDE BEARING FOOT HINGE FOLDING RAIL STYLE GLEITLAGER FUßSCHARNIER FALTSCHIENE STIL PALIER GLISSANT CHARNIERE DE PIED RAIL PLIABLE |
|  | 58M1L0003B | KLAPRELING 24 X 20 FOLDING RAIL 24 X 20 FALTSCHIENE 24 X 20 RAIL PLIANT 24 X 20 |
|  | 67LAD022 | ALUMINIUM SCHUIFLADDER 2X2000; UITGESCH.=3250 NIVOO BREEDTE 330MM ALUMINIUM SLIDING LADDER 2X2000; EXTENDABLE =3500 LEVEL WIDTH 330MM ALUMINIUM SCHIEBELEITER 2X2000; AUSFAHRBAR =3500 LEVEL BREITE 330MM "ÉCHELLE COULISSANTE EN ALUMINIUM 2X2000, EXTENSIBLE = 3500 LARGEUR 330MM" |
|  | 67LAD023 | ALUMINIUM SCHUIFLADDER 2X2250; UITGESCH.=3750 NIVEAU BREEDTE 330MM ALUMINIUM SLIDING LADDER 2X2000; EXTENDABLE =3500 LEVEL WIDTH 330MM ALUMINIUM SCHIEBELEITER 2X2000; AUSFAHRBAR =3500 LEVEL BREITE 330MM "ÉCHELLE COULISSANTE EN ALUMINIUM 2X2000, EXTENSIBLE = 3500 LARGEUR 330MM" |



LEUNING / LADDER / LOOPBAAN

| | Article | Description |
|---|----------|--|
|  | 67LAD024 | <p>ALU LADDER L=2000,BR=340, AFSTAND TREDES =250 (MET GUMMI STOP AAN EINDE)</p> <p>ALU LADDER L = 2000, BR = 340, DISTANCE TREADS = 250 (WITH GUMMY STOP AT END)</p> <p>ALU LEITER L = 2000, BR = 340, DISTANZ STUFEN = 250 (MIT GUMMIARTIGEM STOP AM ENDE)</p> <p>ÉCHELLE ALU L = 2000, BR = 340, BANDE DE ROULEMENT DISTANCE = 250 (AVEC ARRÊT GOMMEUX À LA FIN)</p> |
|  | 67LRT001 | <p>LOOPROOSTER H=65,B=300,L=6000 ALMG3</p> <p>CATWALK GRATE (HEIGHT 65, WIDTH 300, LENGTH 6000) ALMG3</p> <p>LAUFSTEG GITTER (HÖHE 65, BREITE 300, LÄNGE 6000) ALMG3</p> <p>GRILLE DE PASSERELLE (HAUTEUR 65, LARGEUR 300, LONGUEUR 6000) ALMG3</p> |
|  | 67LRT004 | <p>LOOPROOSTER HOOGTE=65, BREEDTE=400, LENGTE=6000 ALMG3</p> <p>CATWALK GRATE (HEIGHT 65, WIDTH 400, LENGTH 6000) ALMG3</p> <p>LAUFSTEG GITTER (HÖHE 65, BREITE 400, LÄNGE 6000) ALMG3</p> <p>GRILLE DE PASSERELLE (HAUTEUR 65, LARGEUR 400, LONGUEUR 6000) ALMG3</p> |
|  | 67LRT007 | <p>RAUTENOLIVEN M.ANSENK BEVESTIGING VOOR LOOPROOSTER (PVC / M8)</p> <p>RAUTENOLIVEN M.ANSENK ATTACHMENT FOR CATWALK GRATE (PVC / M8)</p> <p>RAUTENOLIVEN M. ANSENK BEFESTIGUNG FÜR LAUFSTEG GITTER (PVC / M8)</p> <p>M.ANSENK FIXATION POUR GRILLE PASSERELLE (PVC / M8) ROUGE VERT</p> |
|  | 67LRT020 | <p>SCHUIFRAILING VOOR OPSTAP, ROESTVRIJSTAAL LENGTE 920mm</p> <p>SLIDE RAILING, STAINLESS STEEL LENGTH 920</p> <p>SCHIEBEGELÄNDER, EDELSTAHL LÄNGE 920</p> <p>RAMPE COULISSANTE EN ACIER INOXYDABLE LONGUEUR 920</p> |
|  | 67LRT023 | <p>LOOPROOSTER (H=65/121, B=400, L=6000, ALMG3) - MIT RANDLÖCHER</p> <p>CATWALK GRATE (H = 65/121, B = 400, L = 6000, ALMG3) - WITH RANDLÖCHER</p> <p>LAUFSTEG GITTER (H = 65/121, B = 400, L = 6000, ALMG3) - MIT RANDLÖCHERN</p> <p>GRILLE DE PASSERELLE (H = 65/121, B = 400, L = 6000, ALMG3) - AVEC RANDLÖCHER</p> |
|  | 84SLU118 | <p>KLEPSLUITING (LENGTE 78 - BREEDTE 20) IN RVS / MOER M12</p> <p>VALVE CLOSURE (LENGTH 78-WIDTH 20) IN STAINLESS STEEL/NUT M12</p> <p>VENTILVERSCHLUSS (LÄNGE 78-BREITE 20) AUS ROSTFREIEM STAHL/MUTTER M12</p> <p>FERMETURE DE VANNE (LONGUEUR 78-LARGEUR 20) EN ACIER INOX/ÉCROU M12</p> |








LEUNING / LADDER / LOOPBAAN

| | Article | Description |
|---|------------|--|
|  | A0L0000178 | MONTAGESTEUN RUBBER KLAPRAIL MOUNT RUBBER FOLDING RAIL GUMMIKLAPPSCHIENE MONTIEREN MONTER LE RAIL PLIABLE EN CAOUTCHOUC |
|  | A0L0000478 | TREKSTANG-SS;L1950 PULLING ROD-SS;L1950 ZUGSTANGE-SS;L1950 TIGE DE TIRAGE-SS;L1950 |
|  | A0L0000481 | Scharnier eindstuk (duw / trek) HINGE END PIECE (PUSH / PULL) SCHARNIERENDSTÜCK (PUSH / PULL) EMBOUT DE CHARNIÈRE (PUSH / PULL) |
|  | A0L0000654 | RUBBER DEMPER>VOUWBARE RAIL RUBBER DAMPER>FOLDING RAIL GUMMI-DÄMPFER>KLAPPSCHIENE AMORTISSEUR EN CAOUTCHOUC>RAIL REPLIABLE |
|  | A0L0000655 | BALUSTER-SS;H1070;MIDLE BALUSTER-SS;H1070;MIDLE BALUSTER-SS;H1070;MIDLE BALUSTRE-SS;H1070;MIDLE |
|  | A0L0000658 | BALUSTER-SS;H1070;VOORKANT BALUSTER-SS;H1070;FRONT BALUSTER-SS;H1070;VORDERSEITE BALUSTRE-SS;H1070;AVANT |
|  | A0L0000660 | BALUSTER-SS;H1070;ACHTER;VOUWLADDER BALUSTER-SS;H1070;REAR;FOLDING LADDER BALUSTER-SS;H1070;HINTEN;KLAPPBARE LEITER BALUSTRE-SS;H1070;ARRIÈRE;ÉCHELLE PLIANTE |








LEUNING / LADDER / LOOPBAAN

| | Article | Description |
|---|------------|--|
|  | A0L0000990 | |
|  | A1J0001902 | LADDERSTEUN>TRUCKCHASSIS LADDER SUPPORT>TRUCK CHASSIS LEITERSTÜTZE>LKW-FAHRGESTELL SUPPORT D'ÉCHELLE>CHÂSSIS DE CAMION |
|  | A1J0002078 | LADDERSTEUN>TRUCKCHASSIS LADDER SUPPORT>TRUCK CHASSIS LEITERSTÜTZE>LKW-FAHRGESTELL SUPPORT D'ÉCHELLE>CHÂSSIS DE CAMION |
|  | A1J0002525 | plaat ertalon-schuif-/vergrendelingsplaat/opklapbare vergrendelingsstang plate ertalon-sliding/locking plate/foldable lockingbar Platte Ertalon-Schiebe-/Schließplatte/Klappbar plaque en ertalon-coulissant/plaque de verrouillage/barre de verrouillage pliable |
|  | A1L0000121 | BEVESTIGING>ENKELE LADDER H63 BR340 ATTACHMENT SINGLE LADDER H63 BR340 BEFESTIGUNG>EINZELNE LEITER H63 BR340 FIXATION>ÉCHELLE SIMPLE H63 BR340 |
|  | A1L0000479 | PIJLER[L1055] PILLAR[L1055] SÄULE[L1055] PILIER[L1055] |
|  | A1L0000486 | ACHTERBALUSTER-SS;L1050;RECHTS;VOUWBARE RAIL BACK BALUSTER-SS;L1050;RIGHT;FOLDING RAIL HINTERER BALUSTER-SS;L1050;RECHTS;KLAPPSCHIENE BALUSTRE ARRIÈRE-SS;L1050;DROITE;RAIL REPLIABLE |






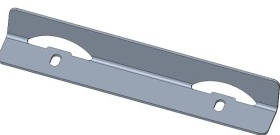

LEUNING / LADDER / LOOPBAAN

| | Article | Description |
|---|------------|---|
|  | A1L0000492 | VERBINDINGSPLAAT>HANDRAIL STEUN CONNECTION PLATE>HANDRAIL SUPPORT VERBINDUNGSPLATTE>HANDLAUFSTÜTZE VERBINDUNGSPLATTE>HANDLAUFSTÜTZE |
|  | A1L0000607 | KLEMBEUGEL VOOR BUIS HANDRAILING CLAMP BRACKET FOR HANDRAILING PIPE KLEMMHALTERUNG FÜR HANDLAUFROHR SUPPORT DE SERRAGE POUR TUYAU DE MAINTIEN |
|  | A1L0000708 | Ladder 2750x325 Ladder 2750x325 Leiter 2750x325 Échelle 2750x325 |
|  | A1L0001067 | LADDER ALUMINIUM 7 TREDEN GESCHROEFD (BR300) LADDER ALUMINUM 7 STAIRS SCREWED (BR300) LEITER ALUMINIUM 7 TREPPEN GESCHRAUBT (BR300) ÉCHELLE EN ALUMINIUM 7 ESCALIERS À VIS (BR300) |
|  | A1L0001068 | HEFPLAAT;LINKS>ACHTERPAAL>VOUWBARE RAIL LIFTING PLATE ;LEFT>BACK POLE>FOLDING RAIL HEBEPLATTE ;LINKS>RÜCKSTANGE>KLAPPSCHIENE PLAQUE DE LEVAGE ;GAUCHE>PÔLE ARRIÈRE>RAIL REPLIABLE |
|  | A1L0001072 | VOUWLADDER-ALU;L880xB323 FOLDING LADDER-ALU;L880xW323 KLAPPLEITER-ALU;L880xB323 ÉCHELLE PLIANTE-ALU;L880xW323 |
|  | A1L0001081 | TREKSTANG>VOUWBAAR LADDER PULLING ROD>FOLDING LADDER ZUGSTANGE>KLAPPLEITER TIGE>ÉCHELLE PLIANTE |



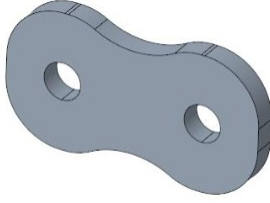

LEUNING / LADDER / LOOPBAAN

| | Article | Description |
|---|------------|--|
|  | A1L0001091 | RECHTS;STEUN-ALU;LADDER BEDIEND RIGHT;SUPPORT-ALU;LADDER OPERATED RECHTS;STÜTZE-ALU;BEDIENUNG MIT LEITER DROITE;SUPPORT-ALU;OPÉRÉ PAR ÉCHELLE |
|  | A1L0001284 | LADDER LADDER LEITER ÉCHELLE |
|  | A1L0001292 | OPKLAPBARE HANDRAIL ACHTER DEEL COLLAPSIBLE HANDRAILREAR PART ZUSAMMENKLAPPBARER HANDLAUFHINTERTEIL MAIN COURANTE PLIABLEPARTIE ARRIÈRE |
|  | A1L0001321 | GELEIDINGSPLAAT>HANDRAIL GUIDANCE PLATE>HANDRAIL FÜHRUNGSPLATTE > HANDLAUF PLAQUE DE GUIDAGE>MAIN COURANTE |
|  | A1L0001323 | AFDEKPLAAT COVER PLATE DECKPLATTE PLAQUE DE COUVERTURE |
|  | A1L0001334 | OPKLAPBARE HANDRAIL VOORKANT COLLAPSIBLE HANDRAILFRONT PART ZUSAMMENKLAPPBARER HANDLAUFVORDERTEIL MAIN COURANTE PLIABLEPARTIE AVANT |
|  | A1L0001398 | LADDER[ALU;L2670;W325] LADDER[ALU;L2670;W325] LEITER[ALU;L2670;W325] ÉCHELLE[ALU;L2670;W325] |



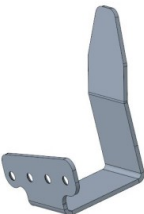

LEUNING / LADDER / LOOPBAAN

| | Article | Description |
|---|------------|---|
|  | A1L0001442 | LADDER[ALU;H2165;W360] LADDER[ALU;H2165;W360] LEITER[ALU;H2165;B360] ÉCHELLE[ALU;H2165;W360] |
|  | A1L0001471 | BUIS>HANDRAIL FRONT TUBE>HANDRAIL VORDERROHR > HANDLAUF TUBE AVANT>MAIN COURANTE |
|  | A1L0001561 | TREKSTANG>VOUWBAAR LADDER PULLING ROD>FOLDING LADDER ZUGSTANGE>KLAPPLEITER TIGE>ÉCHELLE PLIANTE |
|  | A1L0002532 | LADDER TANKOPBOUW>ELLIPS>LINKS VOOR TANK CONSTRUCTION LADDER>ELLIPSE>LEFT FRONT LEITERTANKKÖRPER>ELLIPSE>VORNE LINKS CORPS DE RESERVOIR ECHELLE>ELLIPSE>AVANT GAUCHE |
|  | A2L0002199 | MIDDEN BALUSTER LINKS DUBBELE BEVESTIGING MID BALUSTERLEFT DOUBLE MOUNTING MITTLERER BALUSTERLINKE DOPPELBEFESTIGUNG BALUTRE MOYENMONTAGE DOUBLE GAUCHE |
|  | A2L0002831 | EINDPLAAT>EINDLOOPVLAK END PLATE>END RUNNING PLATE ENDPLATTE>ENDLAUFPLATTE PLAQUE D'EXTRÉMITÉ>PLAQUE DE COURSE D'EXTRÉMITÉ |
|  | A2L0004729 | CONNECTION PLATE WALKWAY CONNECTION PLATE WALKWAY VERBINDUNGSPLATTE LAUFSTEG PIED DE RACCORDEMENT |








LEUNING / LADDER / LOOPBAAN

| | Article | Description |
|---|------------|--|
|  | A2L0004733 | ENDPLATE>WALKWAY ENDPLATE>WALKWAY ENDPLATE>WALKWAY ENDPLATE>WALKWAY |
|  | A2L0004878 | MONTAGE PLAAT TRAPLADDER MOUNTING PLATE TRAPLADDER MONTAGEPLATTE TRAPLADDER TRAPLADDER DE PLAQUE DE MONTAGE |
|  | A2L0005283 | VOETSCHARNIERSTUK KLAPRELING RVS FOOT HINGE PIECE FOLDING RAIL FUß-SCHARNIER STÜCK FALTSCHIENE CHARNIÈRE FALTSCHIENE - ROSTFREISTAHL |
|  | A2L0005285 | MONTAGEPLAAT>RUBBER>KLAP RAIL MOUNTING PLATE>RUBBER>FOLDING RAIL MONTAGEPLATTE>GUMMI>KLAPPSCHIENE PLAQUE DE MONTAGE>CAOUTCHOUC>RAIL PLIANT |
|  | A2L0005907 | VERBINDINGSSTUK BUIS LOOPRELING CONNECTION PIECE TUBE WALKWAY RAILING VERBINDUNGSSTÜCK SCHLAUCH LAUFSTEGGELÄNDER TUBE DE RACCORDEMENT RAMBARDE DE PASSERELLE |
|  | A3L0000281 | STIJL KLAPRELING MIDDEN PILLAR FOLDING RAIL MIDDLE SÄULE FALTSCHIENE MITTE PILIER PLIANT RAIL MILIEU |
|  | A3L0001229 | TRAP LADDER LINKS INCLUSIEF OPKLAP RELING ACHTER RVS - COMPLEET STAIR LADDER LEFT INCLUDING FOLDING RAILING REAR STAINLESS STEEL-COMLETE TREPPEN LEITER LINKS INKL. KLAP GELANDER HINTEN EDESTAHL-KOPLETTES SET ESCALIER À GAUCHE, Y COMPRIS BALUSTRADE PLIANTE ARRIÈRE EN ACIER INOXYDABLE-COMPLET |

LEUNING / LADDER / LOOPBAAN

| | Article | Description |
|--|------------|---|
|  | A3L0002450 | MONTAGE BEUGEL LOOPBORDES MOUNTING BRACKET WALKWAY HALTERUNG LAUFSTEG SUPPORT DE MONTAGE PASSERELLE |
|  | A3L0002520 | STIJL KLAPRELING LINKS PILLAR FOLDING RAIL LEFT SÄULE FALTSCHIENE LINKS PILIER RAIL PLIANT GAUCHE |
|  | A3L0003522 | OPVOUWBARE RAIL; RECHTS; MIDDENBUIS> CATCHER FOLDING RAIL;RIGHT;MIDDLE TUBE>CATCHER KLAPPSCHIENE;RECHTS;MITTELROHR>FÄNGER RAIL REPLIABLE;DROITE;TUBE INTERMÉDIAIRE>CATCHER |
|  | A3L0004480 | KLAPLADDER-RVS-L[880]XB[387] FOLDING LADDER-Stainless Steel-L[880]XB[387] KLAPPLEITER-Edelstahl-L[880]XB[387] ÉCHELLE PLIANTE-Inox-L[880]XB[387] |

KOPPELING & KLEPPEN - ALGEMEEN

| | Article | Description |
|---|------------|---|
|  | 26DEK002 | DEKSEL LEIDING 1 1/2" - MET DICHTING PTFE ROESTVRIJSTAAL PIPE CAP 1 1/2"- WITH PTFE SEAL - STAINLESS STEEL ROHR-KAPPE 1 1/2"- MIT PTFE-DICHTUNG - EDELSTAHL BOUCHON DE TUYAU 1 1/2 " - AVEC JOINT DE PTFE - ACIER INOXYDABLE |
|  | 26DEK003 | BLINDDOP LEIDING 1" - MET DICHTING PTFE - RVS COVER,PIPE 1" - WITH SEAL PTFE - STAINLESS STEEL ABDECKUNG, ROHR 1" - MIT DICHTUNG PTFE - EDELSTAHL COUVERCLE, TUYAU 1" - AVEC JOINT PTFE - ACIER INOXYDABLE |
|  | 26DEK004 | DEKSEL LEIDING 2" - MET DICHTING PTFE - ROESTVRIJSTAAL PIPE CAP 2"- WITH PTFE SEAL - STAINLESS STEEL ROHR-KAPPE 2"- MIT PTFE-DICHTUNG - EDELSTAHL BOUCHON DE TUYAU 2 " - AVEC JOINT PTFE - ACIER INOXYDABLE |
|  | 26DEK005 | DEKSEL,LEIDING 3" - MET DICHTING PTFE - RVS COVER,PIPE 3" - WITH SEAL PTFE - STAINLESS STEEL ABDECKUNG, ROHR 3" - MIT DICHTUNG PTFE - EDELSTAHL COUVERCLE, TUYAU 3" - AVEC JOINT PTFE - ACIER INOXYDABLE |
|  | 26DEK020 | DEKSEL,LEIDING 1/2" - MET DICHTING PTFE - RVS COVER,PIPE 1/2" - WITH SEAL PTFE - STAINLESS STEEL ABDECKUNG, ROHR 1/2" - MIT DICHTUNG PTFE - EDELSTAHL COUVERCLE, TUYAU 1/2" - AVEC JOINT PTFE - ACIER INOXYDABLE |
|  | 28M2P0007A | FLENS ROESTVRIJSTAAL D155 X D82 / D90XSTC130X8XD11X10 FLANGE STAINLESS STEEL D155 X D82 / D90XSTC130X8XD11X10 FLANSCH EDELSTAHL D155 X D82 / D90XSTC130X8XD11X10 BRIDE ACIER INOXYDABLE D155 X D82 / D90XSTC130X8XD11X10 |
|  | 35FLE003 | FLENS,LAS DIN 28460 NW80 - TW1 ALUMINIUM FLANGE, WELD DIN 28460 NW80 - TW1 ALUMINIUM FLANSCH, SCHWEIßNAHT DIN 28460 NW80 - TW1 ALUMINIUM BRIDE, SOUDURE DIN 28460 NW80 - TW1 ALUMINIUM |

KOPPELING & KLEPPEN - ALGEMEEN

| | Article | Description |
|--|----------|---|
|  | 35FLE004 | FLENS,LAS DIN 28460 NW100 - TW3 ALUMINIUM FLANGE, WELD DIN 28460 NW100 - TW3 ALUMINIUM FLANSCH, SCHWEIßNAHT DIN 28460 NW100 - TW3 ALUMINIUM BRIDE, SOUDURE DIN 28460 NW100 - TW3 ALUMINIUM |
|  | 35FLE009 | INLASFLENS ALMG3F18 BODEMKLEP NW 80/100 LAS FLANGE ALMG3F18 BOTTOM VALVE NW 80/100 LAS FLANGE ALMG3F18 UNTENVENTIL NW 80/100 LAS FLANGE ALMG3F18 SOUPAPE INFERIEURE NW 80/100 |
|  | 35FLE025 | LASFLENS 4K. ALU 100, GAT 4X14 STC 4K 106 |
|  | 35FLE026 | LASFL.4K.114 GAT DIA80+GAT 4X11.5 STC 4K 92 - N3V80/0 |
|  | 35FLE031 | LASFLENS (4K.114) - GAT DIAMETER80+ GAT 4X11.5 STC 4K 92 |
|  | 36DEK001 | EINDKAP LEIDING 2" - ALUMINIUM END CAP PIPE 2"- ALUMINIUM ABSCHLUSSKAPPE ROHR 2"- ALUMINIUM TUYAU D'EXTRÉMITÉ 2 "- ALUMINIUM |
|  | 36KOP005 | FLENSVERBINDING T-STUK NW100 (B.75.2/100 ALU) |

KOPPELING & KLEPPEN - ALGEMEEN

| Article | Description |
|--|--|
|  | <p>46DEK002</p> <p>DEKSEL, LEIDING 3" - MESSING</p> <p>LID, PIPE 3 "-BRASS</p> <p>DECKEL, ROHR 3 "-MESSING</p> <p>COUVERCLE, PIPE 3 "-LAITON</p> |
|  | <p>46DEK003</p> <p>DEKSEL, LEIDING 4" - MESSING</p> <p>LID, PIPE 4 "-BRASS</p> <p>DECKEL, ROHR 4 "-MESSING</p> <p>COUVERCLE, PIPE 4 "-LAITON</p> |
|  | <p>46MOF001</p> <p>MOF 3" MESSING</p> <p>MUFF 3" BRASS</p> <p>MUFF 3 "MESSING</p> <p>MUFF 3 "LAITON</p> |
|  | <p>46MOF005</p> <p>MOF 2" MESSING (AAN BEIDE ZIJDEN VOORZIEN VAN DICHTING)</p> <p>MOF 2" BRASS (ON BOTH SIDES WITH SEALING)</p> <p>MOF 2 "MESSING (BEIDE SEITEN MIT DICHTUNG)</p> <p>MOF 2 "LAITON (SUR LES DEUX CÔTÉS AVEC ÉTANCHÉITÉ)</p> |
|  | <p>46MOF009</p> |
|  | <p>46NIP007</p> <p>VERLOOPNIPPEL 2" INWENDIG / 3" UITWENDIG MESSING</p> <p>CONNECTION NIPPLE 2" INWARD / 3" EXTERNAL BRASS</p> <p>ANSCHLUSSNIPPEL 2" INWARD / 3" EXTERNAL BRASS</p> <p>PINCE DE RACCORDEMENT LAITON EXTERNE 2 "INWARD / 3"</p> |
|  | <p>46NIP009</p> <p>VERLOOPNIPP. 3" - 2" UW/UW MESSING</p> <p>PASS NIPPLE 3 "-2" YOUR/YOUR BRASS</p> <p>PASS NIPPEL 3 "-2" IHR/IHR MESSING</p> <p>PASSEZ LE MAMELON 3 "-2" VOTRE/VOTRE LAITON</p> |

KOPPELING & KLEPPEN - ALGEMEEN

| | Article | Description |
|---|----------|---|
|  | 46NIP012 | VERLOOPNIPPEL 3" UITWENDIG / 4" INWENDIG MESSING CONNECTION NIPPLE 3" INWARD / 4" EXTERNAL BRASS ANSCHLUSSNIPPEL 3 " INWARD / 4" EXTERNAL BRASS PINCE DE RACCORDEMENT LAITON EXTERNE 3 "INWARD / 4" |
|  | 46NIP018 | NIPPEL 3" MESSING - 07.0170 NIPPLE 3" BRASS - 07.0170 NIPPEL 3" MESSING - 07.0170 NIPPLE 3" LAITON - 07.0170 |
|  | 65MDI077 | DEBIETREGELAAR FIJNREGELING , BI-DIRECTIONEEL FLOW REGULATOR FINE CONTROL, BI DIRECTLY DURCHFLOSSREGLER FEINKONTROLLE, BI DIREKT REGULATEUR DE DEBIT CONTROLE FIN, BI DIRECTEMENT |
|  | 65MDI092 | DRUKREGELAAR + BEVESTIGING+MANOMETER PRESSURE REGULATOR + CONFIRMATION + MANOMETER DRUCKREGLER + BESTÄTIGUNG + MANOMETER REGULATEUR DE PRESSION + CONFIRMATION + MANOMETRE |
|  | 65MSP015 | GESTUURDE TERUGSLAGKLEP (AANSLUITING: G 1/8" + STUURLEIDING M5 INWENDIG) STEERED TERMINAL VALVE (CONNECTION: G 1/8" + STEERING M5 INTERNAL) GETRENNTES TERMINALVENTIL (ANSCHLUSS: G 1/8" + LENKUNG M5 INNEN) SOUPAPE TERMINALE DIRECTE (RACCORDEMENT: G 1/8" + DIRECTION M5 INTERNE) |
|  | 73BAP003 | BODEMKLEP, PNE, BO 100F2 + ZEEF (H=65) BOTTOM COVER, PNE, BO 100F2 + STRAINER (H = 65) BODENABDECKUNG, PNE, BO 100F2 + SIEB (H = 65) COUVERCLE INFÉRIEUR, PNE, BO 100F2 + CRÉPINE (H = 65) |
|  | 73BAP027 | PRODUKTKEUZE SCHAKELAAR , PWS-5 |

KOPPELING & KLEPPEN - ALGEMEEN

| | Article | Description |
|--|----------|---|
|  | 73BAP102 | BODEMKLEP PNEUM. + ZEEF (H = 115) BOTTOM VALVE PNEUMATIC + STRAINER (H = 115) BODENVENTIL PNEUMATISCH + SIEB (H = 115) VALVE INFÉRIEURE PNEUMATIQUE + CRÉPINE (H = 115) |
|  | 73BAP105 | BODEMKLEP PNEUM. + ZEEF (H = 65) BOTTOM VALVE PNEUMATIC + STRAINER (H = 65) BODENVENTIL PNEUMATISCH + SIEB (H = 65) VALVE INFÉRIEURE PNEUMATIQUE + CRÉPINE (H = 65) |
|  | 73BAP176 | BODEMKLEP PNEUMATISCH - INTERMED. (H=65) BOTTOM VALVE PNEUMATICALLY-INTERMED. (H = 65) BODENVENTIL PNEUMATISCH-INTERMED. (H = 65) VALVE INFÉRIEURE PNEUMATIQUEMENT-INTERMED. (H = 65) |
|  | 73BAP197 | CLEANFLOW FOOTVALVE 45°,3",EN14433 (FORTVALE 845/1370ASS) CLEANFLOW FOOT VALVE 45°,3", EN14433 (FORTVALE 845/1370ASS) CLEANFLOW FUßVENTIL 45°,3", EN14433 (FORTVALE 845/1370ASS) CLAPET À PIED CLEANFLOW 45 °, 3 ", EN14433 (FORTVALE 845 / 1370ASS) |
|  | 73BAP302 | TERUGSLAGKLEP , FESTO H-QS-4 CHECK VALVE , FESTO H-QS-4 RÜCKSCHLAGVENTIL, FESTO H-QS-4 CLAPET ANTI-RETOUR, FESTO H-QS-4 |
|  | 73BDR130 | ROESTVRIJSTAAL KAP VOOR VACUUMVENTIEL UNIACT 2" STAINLESS STEEL CAP FOR VACUUM VALVE UNIACT 2" EDELSTAHL KAPPE FÜR VAKUUMVENTIL UNIACT 2" BOUCHON EN ACIER INOXYDABLE POUR SOUPAPE D'ASPIRATION UNIACT 2 " |
|  | 73BDR193 | DIP CAP ASSEMBLY DIP CAP ASSEMBLY DIP-CAP-BAUGRUPPE ENSEMBLE DE CAPUCHON DIP |

KOPPELING & KLEPPEN - ALGEMEEN

| | Article | Description |
|--|----------|---|
|  | 73BDR254 | COMPARTMENT (SEQUENTIAL) VENT VALVE COMPARTMENT (SEQUENTIAL) VALVE ABLUFTVENTIL (SEQUENTIËL) VANNE D'ÉVENT DE COMPARTIMENT (SÉQUENTIEL) |
|  | 73BDR281 | LUCHTVERBREKER + KANTELTAFLCOMBINATIE (ETHANOL) N4F5 / N1E100 AIR BREAKER + TILT VALVE COMBINATION (ETHANOL) N4F5 / N1E100 LUFTUNGSTOPF+KIPPVENTIL COMBINATION (ETHANOL) N4F5/N1E100 COMBINAISON AIR BREAKER + TILT VALVE (ETHANOL) N4F5 / N1E100 |
|  | 73EBV001 | ELASTISCHE BUISVERBINDING , NW100, ELAFLEX ERV 100 TW VSD (MET VACUUM SPIRAAL) ELASTIC TUBE CONNECTION, NW100, ELAFLEX ERV 100 TW VSD (WITH VACUUM SPIRAL) ELASTISCHE SCHLAUCHVERBINDUNG, NW100, ELAFLEX ERV 100 TW VSD (MIT VAKUUM SPIRALE) RACCORD DE TUBE ÉLASTIQUE, NW100, ELAFLEX ERV 100 TW VSD (AVEC SPIRALE SOUS VIDE) |
|  | 73EBV003 | ELASTISCHE BUISVERBINDING, NW80, ELAFLEX ERV 80 TW VSD (VACUUM SPIRAAL) ELASTIC TUBE CONNECTION, NW80, ELAFLEX ERV 80 TW VSD (VACUUM SPIRAL) ELASTISCHE ROHRVERBINDUNG, NW80, ELAFLEX ERV 80 TW VSD (VAKUUM SPIRALE) RACCORDEMENT DE TUBE ÉLASTIQUE, NW80, ELAFLEX ERV 80 TW VSD (SPIRALE DE VIDE) |
|  | 73FVL005 | POMPFILTER PF 100/80 1A , 000523 PUMP FILTER PF 100/80 1A, 000523 PUMPEN FILTER PF 100/80 1A, 000523 FILTRE DE POMPE PF 100/80 1A, 000523 |
|  | 73FVL031 | POMPFILTER, DN100-DN80 / DN80 |
|  | 73HBK011 | HYDRAULISCHE 2-WEGKRAAN, DN13, M22X1.5 HYDRAULIC 2-WAY TAP, DN13, M22X1.5 HYDRAULISCHER 2-WEGE-HAHN, DN13, M22X1,5 ROBINET HYDRAULIQUE 2VOIES, DN13, M22X1.5 |







KOPPELING & KLEPPEN - ALGEMEEN

| | Article | Description |
|--|----------|---|
|  | 73KGL003 | KIJKGLAS, GLAS, NW100 (100X120X 76) VIEW GLASS, GLASS, NW100 (100X120X 76) UHREN GLAS, GLAS, NW100 (100X120X 76) VERRE DE MONTRE, VERRE, NW100 (100X120X 76) |
|  | 73KGL012 | KIJKGLAS+ UITLAAT 3" + AFSLUITKLEP,SGAT KL80 PRODUCT VIEW GLASS + EXHAUST 3" + VALVE VALVE, SGAT KL80 PRODUKTANSICHT GLAS + AUSPUFF 3" + VENTILVENTIL, SGAT KL80 VUE PRODUIT VERRE + ECHAPPEMENT 3" + VALVE VALVE, SGAT KL80 |
|  | 73KGL024 | KIJKGLAS, 3", PMMA, NW 80- TW1 GLASHELDER SIGHT GLASS, 3", PMMA, NW 80- TW1 CLEAR GLASS SCHAUGLAS, 3", PMMA, NW 80- TW1 KLARES GLAS JAUGE, 3 ", PMMA, NW 80- TW1 VERRE TRANSPARENT |
|  | 73KGL034 | KIJKGLAS,HOUDER,4"IG/4" (MET WITTE DICHTING) SIGHT GLASS, HOLDER,4"IG/4" (WITH WHITE SEAL) SCHAUGLAS, HALTER,4"IG/4" (MIT WEIßER DICHTUNG) JAUGE, SUPPORT, 4 "IG / 4" (AVEC JOINT BLANC) |
|  | 73KGL044 | KIJKGLAS 50 MM MET RVS INLASFLENS PRODUCT VIEW GLASS 50 MM WITH STAINLESS STEEL INLAS FLANGE PRODUKTANSICHT GLAS 50 MM MIT INLASFLASCHE AUS EDELSTAHL VUE PRODUIT VERRE 50 MM AVEC BRIDE INLAS EN ACIER INOXYDABLE |
|  | 73KGL046 | KIJKGLAS, 4", NW 100- TW3 (D=40MM) SIGHT GLASS, 4", NW 100- TW3 (D=40MM) SCHAUGLAS, 4", NW 100- TW3 (D=40MM) JAUGE, 4 ", NW 100- TW3 (D = 40MM) |
|  | 73KGL047 | KIJKGLAS, 4", NW 100- TW3 (D=25MM) WATCH GLASS, 4 ", NW 100-TW3 (DIAMETER 25MM) UHREN GLAS, 4 ", NW 100-TW3 (DURCHMESSER 25MM) VERRE DE MONTRE, 4 ", NW 100-TW3 (DIAMÈTRE 25MM) |

KOPPELING & KLEPPEN - ALGEMEEN

| | Article | Description |
|--|----------|---|
|  | 73KGL049 | KIJKGLAS, 3", NW80 - TW1 (D=25MM) SIGHT GLASS, 3", NW80 - TW1 (D=25MM) SCHAUGLAS, 3", NW80 - TW1 (D=25MM) JAUGE, 3 ", NW80 - TW1 (D = 25MM) |
|  | 73KGL057 | KIJKGLAS, 4", NW100-TW3 (82 MM) SIGHT GLASS, 4", NW100-TW3 (82 MM) SCHAUGLAS, 4", NW100-TW3 (82 MM) JAUGE, 4 ", NW100-TW3 (82 MM) |
|  | 73KGL069 | KIJKGLAS ALUMINIUM 4" (DN100) VIEW GLASS ALUMINUM 4 "(DN100) GLASALUMINIUM 4 "ANSICHTEN (DN100) VUE VERRE ALUMINIUM 4 "(DN100) |
|  | 73KGL071 | DICHTING VOOR KIJKGLAS SEALING FOR VIEWING GLASS ABDICHTUNG FÜR SICHT GLAS SCELLAGE POUR LE VERRE DE VISIONNEMENT |
|  | 73KGL072 | KIJKGLAS VOOR API - CIVACON PRODUCT VIEWING GLASS FOR API - CIVACON PRODUKT GLAS FÜR API - CIVACON PRODUIT GLASS FOR API - CIVACON |
|  | 73KKR004 | KOGELKRAAN, NW50, 3-DELIG, 2" MOFAANSLUITING / LENGTE =155 BALL VALVE, NW50, 3-PART, 2" MOF CONNECTION/ LENGTH =155 KUGELVENTIL, NW50, 3-PART, 2" MOF VERBINDUNG/ LÄNGE =155 VANNE À BOULE, NW50, EN 3 PIÈCES, 2 "CONNEXION MOF / LONGUEUR = 155 |
|  | 73KKR006 | KOGELKRAAN,NW 1 1/2", MOFAANSLUITING-PN 16 HUIS:MS VERNIKKELD |

KOPPELING & KLEPPEN - ALGEMEEN

| | Article | Description |
|---|----------|---|
|  | 73KKR007 | KOGELKRAAN NW1 1/4" BALL VALVE NW1 1/4" KUGELVENTIL NW1 1/4" VALVE À BILLE NW1 1/4 " |
|  | 73KKR008 | KOGELKRAAN, NW 1" (MOFAANSLUITING-PN 16 HUIS:MS VERNIKKELD) BALL VALVE, NW 1" (MOF CONNECTION - PN 16 HOUSING: MS NICKEL PLATED) KUGELVENTIL, NW 1" (MOF VERBINDUNG - PN 16 GEHÄUSE: MS VERNICKELT) VANNE À BOULE, NW 1 "(CONNEXION MOF - PN 16 BOÎTIER: MS NICKEL PLAQUÉ) |
|  | 73KKR009 | KOGELKRAAN, NW 1/2", GONDROM 06.0207 BALL VALVE, NW 1/2", GONDROM 06.0207 KUGELVENTIL, NW 1/2", GONDROM 06.0207 VANNE À BOULE, NW 1/2 ", GONDROM 06.0207 |
|  | 73KKR010 | KOGELKRAAN NW1/4", GONDROM 06.0205 BALL VALVE NW1/4", GONDROM 06.0205 KUGELVENTIL NW1/4", GONDROM 06.0205 VANNE À BOULE NW1 / 4 ", GONDROM 06.0205 |
|  | 73KKR014 | KOGELKRAAN NW2", GONDROM 06.0200 BALL VALVE NW2", GONDROM 06.0200 KUGELVENTIL NW2", GONDROM 06.0200 VANNE À BOULE NW2 ", GONDROM 06.0200 |
|  | 73KKR015 | KOGELKRAAN , NW2" BALL VALVE, NW2" KUGELVENTIL, NW2" VANNE À BOULE, NW2" |
|  | 73KKR017 | KOGELKRAAN NW25-1", 3-DELIG,GILLAIN N-640 BALL VALVE NW25-1", 3-PART,GILLAIN N-640 KUGELVENTIL NW25-1", 3-TEILE,GILLAIN N-640 VANNE À BOULE, NW25-1 ", 3 PIÈCES, GILLAIN N-640 |

KOPPELING & KLEPPEN - ALGEMEEN

| | Article | Description |
|--|----------|--|
|  | 73KKR026 | <p>KOGELKRAAN , NW50, 2-DELIG, 2" ROESTVRIJSTAAL (PFTE DICHTING - VOLLE DOORLAAT)</p> <p>BALL VALVE, NW50, 2-PART, 2" STAINLESS STEEL (PFTE SEAL - FULL PASSTHROUGH)</p> <p>KUGELVENTIL, NW50, 2-PART, 2" EDELSTAHL (PFTE DICHTUNG - FULL PASSTHROUGH)</p> <p>VANNE À BOULE, NW50, EN 2 PARTIES, ACIER INOXYDABLE DE 2 "(JOINT PFTE - INTÉGRAL)</p> |
|  | 73KKR039 | <p>KOGELKRAAN NW38, 2-DELIG, 1 1/2" ROESTVRIJSTAAL</p> <p>BALL VALVE NW38, 2-PART, 1 1/2" STAINLESS STEEL</p> <p>KUGELVENTIL NW38, 2-PART, 1 1/2" EDELSTAHL</p> <p>VANNE À BOULE NW38, EN 2 PARTIES, ACIER INOXYDABLE 1 1/2 "</p> |
|  | 73KKR040 | <p>KOGELKRAAN, NW 25, 2-DELIG, 1" RVS (DICHT.PTFE - VOLLE DOORLAAT)</p> <p>BALL VALVE, NW 25, 2-PART, 1" STAINLESS STEEL (SEAL PTFE - FULL PASSTHROUGH)</p> <p>KUGELVENTIL, NW 25, 2-PART, 1" EDELSTAHL (DICHTUNG PTFE - FULL PASSTHROUGH)</p> <p>VANNE À BOULE, NW 25, EN 2 PARTIES, 1 "ACIER INOXYDABLE (JOINT PTFE - INTEGRAL)</p> |
|  | 73KKR041 | <p>KOGELKRAAN NW15, 2-DELIG, 1/2" ROESTVRIJSTAAL</p> <p>BALL VALVE NW15, 2-PART, 1/2" STAINLESS STEEL</p> <p>KUGELVENTIL NW15, 2-PART, 1/2" EDELSTAHL</p> <p>VANNE À BOULE NW15, EN 2 PARTIES, 1/2 "ACIER INOXYDABLE</p> |
|  | 73KKR042 | <p>KOGELKRAAN,NW 20, 2-DELIG, 3/4" RVS (BV2-11 DN 3/4", DICHT.PTFE - VOLLE DOORLAAT)</p> <p>BALL VALVE, NW 20, 2-PART, 3/4" STAINLESS STEEL (BV2-11 DN 3/4", SEAL PTFE - FULL PASSTHROUGH)</p> <p>KUGELVENTIL, NW 20, 2-PART, 3/4" EDELSTAHL (BV2-11 DN 3/4", DICHTUNG PTFE - FULL PASSTHROUGH)</p> <p>VANNE À BOULE, NW 20, EN 2 PARTIES, ACIER INOXYDABLE 3/4 "(BV2-11 DN 3/4", JOINT PTFE - INTÉGRAL)</p> |
|  | 73KKR064 | <p>KOGELKRAAN,NW 32, 2-DELIG, 1 1/4" RVS (BV2-11 DN 1/4", DICHT.PTFE - VOLLE DOORLAAT)</p> <p>BALL VALVE, NW 32, 2-PART, 1 1/4" STAINLESS STEEL (BV2-11 DN 1 1/4", SEAL PTFE - FULL PASSTHROUGH)</p> <p>KUGELVENTIL, NW 32, 2-PART, 1 1/4" EDELSTAHL (BV2-11 DN 1 1/4", DICHTUNG PTFE - FULL PASSTHROUGH)</p> <p>VANNE À BOULE, NW 32, EN 2 PARTIES, ACIER INOXYDABLE 1 1/4 "(BV2-11 DN 1 1/4", JOINT PTFE - INTÉGRAL)</p> |
|  | 73KKR075 | <p>KOGELKRAAN, NW1/4", MET VEERTERUG</p> <p>BALL VALVE, NW1/4", WITH SPRING RETURN</p> <p>KUGELVENTIL, NW1/4", MIT FEDERRÜCKLAUF</p> <p>VANNE À BOULE, NW1 / 4 ", AVEC RETOUR À RESSORT</p> |

KOPPELING & KLEPPEN - ALGEMEEN

| | Article | Description |
|--|----------|--|
|  | 73KKR076 | KOGELKRAAN, NW 3/4", MET VEERTERUG BALL VALVE, NW 3/4", MET SPRING RETURN KUGELVENTIL, NW 3/4", MET FEDERRÜCKLAUF VANNE À BOULE, NW 3/4 ", AVEC RETOUR À RESSORT |
|  | 73KKR096 | AFSLUITKRAAN DN4 - G1/4" SHUT-OFF TAP DN4 - G1/4" ABSPERRHAHN DN4 - G1/4" ROBINET D'ARRET DN4 - G1 / 4 " |
|  | 73KKR127 | KOGELKRAAN, NW 50, HANDGREEP, EN 14432 BALL VALVE, NW 50, HANDLE, EN14432 KUGELHAHN, NW 50, GRIFF, EN14432 VALVE À BILLE, NW 50, POIGNÉE, EN14432 |
|  | 73KOL005 | SAMENGESTELDE KOLLEKTOR 3 " RVS (L = 590) ASSEMBLED COLLECTOR 3 " STAINLESS STEEL (L = 590) ZUSAMMENGEBAUTER SAMMLER 3 " EDELSTAHL (L = 590) COLLECTEUR COMPOSITE 3 "ACIER INOXYDABLE (L = 590) |
|  | 73KOL130 | ENKELVOUDIGE KOLLEKTOR 4 VAKKEN - NIEHÜSER NEV. 4 |
|  | 73KRO036 | HENDEL MET TIR-BLOK.PL. VLINDERKLEP BURGMER HANDLE WITH TIR-BLOCK.PL. BUTTERFLY VALVE BURGMER GRIFF MIT TIR-BSCHLOSS.PL. DROSSELKLAPPE BURGMER POIGNÉE AVEC TIR-BLOCK.PL. BURGMERE VALVE PAPILLON |
|  | 73KRO037 | HENDEL VEERBELAST (DN15-50) SPRING-LOADED HANDLE (DN15-50) GEFEDERTER GRIFF (DN15-50) POIGNÉE À RESSORT (DN15-50) |

KOPPELING & KLEPPEN - ALGEMEEN

| | Article | Description |
|--|----------|--|
|  | 73KRO066 | ACTUATOR VOOR FORT VALE KOGELKRAAN TYPE 370 ACTUATOR FOR FORT VALE BALL VALVE TYPE 370 STELLANTRIEB FÜR FORT VALE KUGELVENTIL TYP 370 ACTIONNEUR POUR VANNE A BOULE FORT VALE TYPE 370 |
|  | 73KRO067 | AS ADAPTER TSS FV KRAAN EN KINETROL ACTUATOR COMME ADAPTATEUR TSS FV CRANE ET ACTIONNEUR KINETROL ALS ADAPTER TSS FV CRANE UND KINETROL ACTUATOR AS ADAPTER TSS FV CRANE AND KINETROL ACTUATOR |
|  | 73KRO102 | HENDEL, BARREL LOCK HANDLE ASSY (PART OF 73VLK151) HANDLE, HANDLE BARREL LOCK ASSY (PART OF 73VLK151) GRIFF, BARREL LOCK HANDLE ASSY (TEIL VON 73VLK151) POIGNÉE, POIGNÉE DE SERRURE DE BARREL (PARTIE DE 73VLK151) |
|  | 73LPC004 | UITLOOP LOSBUIS PISTOOL, 03.8420 ZR38 OUTFLOW DISCHARGE TUBE PISTOL, 03.8420 ZR38 ENTLADEPISTOLE, 03.8420 ZR38 PISTOLET TUBE À DÉCHARGE EXTENSION, 03.8420 ZR38 |
|  | 73LPC005 | LOSBUIS , 2" AG , ZFO.050 (HAAKS) ELAFLEX DISCHARGE TUBE, 2" AG , ZFO.050 (HAAKS) ELAFLEX ABLASSROHR, 2" AG , ZFO.050 (HAAKS) ELAFLEX TUBE DE DECHARGE, 2 "AG, ZFO.050 (HAAKS) ELAFLEX |
|  | 73LPC006 | LOSBUIS , 2" AG , DIAMETER 42mm DISCHARGE TUBE, 2" AG , DIAMETER 42mm ABLASSROHR, 2" AG , DURCHMESSER 42mm TUBE DE DECHARGE, 2 "AG, DIAMETRE 42mm |
|  | 73LPC007 | LOSBUIS , DESSOY ZHO.550 DISCHARGE TUBE, DESSOY ZHO.550 ABLASSROHR, DESSOY ZHO.550 TUBE DE DECHARGE, DESSOY ZHO.550 |

KOPPELING & KLEPPEN - ALGEMEEN

| | Article | Description |
|--|----------|--|
|  | 73LPC008 | LOSPISTOOL 2" SCULLY COM VII DISCHARGE PISTOL 2" SCULLY COM VII ENTLADEPISTOLE 2" SCULLY COM VII PISTOLET DE DÉCHARGE 2 "SCULLY COM VII |
|  | 73LPC009 | PISTOOL GOSSLER ZH 50 MK2"D |
|  | 73LPC010 | PISTOOL TODO 2" MET SWIVEL , 7323-1107 WITW. PISTOL TODO 2" WITH SWIVEL, 7323-1107 WITW. PISTOL TODO 2" MIT SWIVEL, 7323-1107 WITW. PISTOL TODO 2" AVEC PIVOTANT, 7323-1107 WITW. |
|  | 73LPC017 | PISTOOLKRAAN TODO 2" MET SWIVEL EN WARTELMOER PISTOL TAP TODO 2" WITH SWIVEL AND UNION NUT PISTOL TAP TODO 2" MIT ÜBERWURFMUTTER ROBINET DE PISTOLET TODO 2 "AVEC PIVOT ET ÉCROU PIVOTANT |
|  | 73LPC027 | PISTOOL ELAFLEX ZV 500.2 (2" uitwendig) PISTOL ELAFLEX ZV 500.2 (with glas) PISTOL ELAFLEX ZV 500.2 2" PISTOLET ELAFLEX ZV 500.2 |
|  | 73LPC030 | RETURNSPROUT (SPOELSTUK VOOR LOSPISTOOL) |
|  | 73LPC032 | PISTOOL ELAFLEX ZV 400.2 - ZV 400.2 PISTOL ELAFLEX ZV 400.2-ZV 400.2 PISTOLE ELAFLEX ZV 400,2-ZV 400,2 PISTOLET ELAFLEX ZV 400,2-ZV 400,2 |

KOPPELING & KLEPPEN - ALGEMEEN

| | Article | Description |
|--|----------|--|
|  | 73LPC033 | PISTOOLKRAAN TODO 2" TODO-SNAP LUG NUT PISTOL TAP TODO 2" TODO-SNAP LUG NUT PISTOL TAP TODO 2" TODO-SCHNAPPRADMUTTER ROBINET DE PISTOLET TODO 2 "TODO- ECROU DE ROUE SNAP |
|  | 73LPO002 | KIJKGLAS VOOR SCULLY COM VII VIEW GLASS FOR SCULLY COM VII GLASANSICHT FÜR SCULLY COM VII VOIR LE VERRE POUR SCULLY COM VII |
| | 73MGD432 | |
|  | 73PBK016 | PNEUM.2-WEGKRAAN , DUBBELTRAPS , NW 80 - ZVL 80/2M + KR-3-ST |
|  | 73PBK058 | PNEUMATISCHE VLINDERKLEP, BURGMER, DN100, TW PNEUMATIC BUTTERFLY VALVE, BURGMER, DN100, TW PNEUMATISCHE DROSSELKLAPPE, BURGMER, DN100, TW VANNE PAPILLON PNEUMATIQUE, BURGMER, DN100, TW |
|  | 73PBK060 | PNEUMATISCHE VLINDERKLEP, BURGMER, DN80, TW PNEUMATIC BUTTERFLY VALVE, BURGMER, DN80, TW PNEUMATISCHE DROSSELKLAPPE, BURGMER, DN80, TW VANNE PAPILLON PNEUMATIQUE, BURGMER, DN80, TW |
|  | 73PBK109 | PNEUMATISCH 2-WEGKRAAN DUBBELTRAPS ,NW 80, ZVL 80/2M-(RES) + KR3ST PNEUMATIC 2-WAY VALVE DOUBLE STAGE ,NW 80, ZVL 80/2M-(RES) + KR3ST PNEUMATISCHES 2-WEGE-VENTIL ZWEISTUFIG, NW 80, ZVL 80/2M-(RES) + KR3ST VANNE PNEUMATIQUE 2 VOIES DOUBLE ÉTAGE, NW 80, ZVL 80/2M-(RES) + KR3ST |

KOPPELING & KLEPPEN - ALGEMEEN

| | Article | Description |
|---|----------|---|
|  | 73SWI010 | SWIVEL 2" BSP INWENDIG / UITWENDIG SWIVEL 2" BSP INTERNAL/EXTERNAL DREHGELENK 2" BSP INTERN/EXTERN PIVOT 2 "BSP INTERNE / EXTERNE |
|  | 73TSK015 | TERUGSLAGKLEP,NW 2" - IG, 20.0626 |
|  | 73TSK018 | TERUGSLAGKLEP,NW80 - NIEHUSER N31.80 RETURN VALVE, NW80 - NIEHUSER N31.80 RÜCKSENDEVENTIL NW80 - NIEHUSER N31.80 SOUPAPE DE RETOUR, NW80 - NIEHUSER N31.80 |
|  | 73TSK028 | TERUGSLAGKLEP NW2 IG,EUROPA CHECK VALVE NW2 IG,EUROPA RÜCKSCHLAGVENTIL NW2 IG,EUROPA SOUPAPE DE RETOUR NW2 IG, EUROPE |
|  | 73TSK039 | TERUGSLAGKLEP,MONDEO,2",ROESTVRIJSTAAL CHECK VALVE,MONDEO,2",(STAINLESS STEEL) RÜCKSCHLAGVENTIL,MONDEO,2",(EDELSTAHL) SOUPAPE DE RETOUR, MONDEO, 2 ", (ACIER INOXYDABLE) |
|  | 73TSK042 | TERUGSLAGKLEP NW1/2" INWENDIG (ROESTVRIJSTAAL) CHECK VALVE NW1/2" INTERNALLY (STAINLESS STEEL) RÜCKSCHLAGVENTIL NW1/2" INTERN (EDELSTAHL) SOUPAPE DE RETOUR NW1 / 2 " EN INTERNE (ACIER INOXYDABLE) |
|  | 73VLK005 | VLINDERKLEP BURGMER NW100 ,TW - DICHTING RVS BUTTERFLY VALVE BURGMER NW100 ,TW - SEAL STAINLESS STEEL DROSSELKLAPPE BURGMER NW100 ,TW - DICHTUNG EDELSTAHL SOUPAPE PAPILLON BURGMER NW100, TW - ACIER INOXYDABLE |

KOPPELING & KLEPPEN - ALGEMEEN

| | Article | Description |
|--|----------|---|
|  | 73VLK010 | VLINDERKLEP,NW100,NORRIS,SEAL,M,1244-53B-1A |
|  | 73VLK016 | VLINDERKLEP BURGMER NW150 , 8XSTC.210 - ROESTVRIJSTAAL BUTTERFLY VALVE BURGMER NW150 , 8XSTC.210 - STAINLESS STEEL DROSSELKLAPPE BURGMER NW150 , 8XSTC.210 - EDELSTAHL SOUPAPE PAPILLON BURGMER NW150, 8XSTC.210 - ACIER INOXYDABLE |
|  | 73VLK034 | VLINDERKLEP NW80, NORRIS, SEAL, M, 1244-53B-1A (VLG-GEKEURD) BUTTERFLY VALVE NW80, NORRIS, SEAL, M, 1244-53B-1A (VLG-APPROVED) SCHMETTERLINGVENTIL NW80, NORRIS, DICHTUNG, M, 1244-53B-1A (VLG-GENEHMIGT) ROBINET PAPILLON NW80, NORRIS, JOINT M, 1244-53B-1A (APPROUVE PAR VLG) |
|  | 73VLK063 | VLINDERKLEP NW50, 2 X R2" BUITENDRAAD, ROESTVRIJSTAAL 304 BUTTERFLY VALVE NW50, 2XR2" EXTERNAL WIRE, STAINLESS STEEL 304 DROSSELKLAPPE NW50, 2XR2" EXTERN DRAHT, EDELSTAHL 304 SOUPAPE PAPILLON NW50, 2XR2 "FILETAGE EXTÉRIEUR, ACIER INOXYDABLE 304 |
|  | 73VLK080 | VLINDERKLEP, FV 3" RVS BUTTERFLY VALVE, FV3 "RVS SCHMETTERLINGSVENTIL, FV3 "RVS VANNE PAPILLON FV3 "RVS |
|  | 73VLK151 | VLINDERKLEP ,FORT VALE 3", UNIFLY EXT. ,OD89 (VIERTANT SLOT) BUTTERFLY VALVE, FORT VALE 3", UNIFLY EXT. ,OD89 (SQUARE LOCK) DROSSELKLAPPE, FORT VALE 3", UNIFLY EXT. ,OD89 (QUADRATISCH SCHLOSS) SOUPAPE PAPILLON, FORT VALE 3 ", UNIFLY EXT., OD89 (SERRURE DE SURETE) |
|  | 74GUI005 | KOPPELING GUILLEMIN, ROESTVRIJSTAAL NW80,3"K INWENDIGE DRAAD COUPLING GUILLEMIN, STAINLESS STEEL NW80,3"K FEMALE THREAD KUPPLUNG GUILLEMIN, EDELSTAHL NW80,3"K INNENGEWINDE RACCORD GUILLEMIN, ACIER INOXYDABLE NW80,3 "K FILETAGE FEMELLE |

KOPPELING & KLEPPEN - ALGEMEEN

| | Article | Description |
|---|----------|--|
|  | 74GUI007 | KOPPELING , GUILLEMIN , DEKSEL, ALUMINIUM NW 80 COUPLING, GUILLEMIN, LID, ALUMINIUM NW 80 KUPPLUNG, GUILLEMIN, LID, ALUMINIUM NW 80 RACCORD, GUILLEMIN, COUVERCLE, ALUMINIUM NW 80 |
|  | 74GUI012 | KOPPELING GUILLEMIN, ALUMINIUM NW 50,2"K INWENDIGEDRAAD COUPLING GUILLEMIN, ALUMINIUM NW 50,2"K FEMALE THREAD KUPPLUNG GUILLEMIN, ALUMINIUM NW 50,2"K INNENGEWINDE RACCORD GUILLEMIN, ALUMINIUM NW 50,2 "K FILETAGE FEMELLE |
|  | 74GUI013 | KOPPELING GUILLEMIN, ALUMINIUM NW50, 2" K INWEDIGE DRAAD COUPLING GUILLEMIN, ALUMINIUM NW50, 2" K FEMALE THREAD KUPPLUNG GUILLEMIN, ALUMINIUM NW50, 2" K INNENGEWINDE RACCORD GUILLEMIN, ALUMINIUM NW50, 2 "K FILETAGE FEMELLE |
|  | 74GUI019 | KOPPELING GUILLEMIN ALUMINIUM NW80,3"K INWENDIGE DRAAD MET VERGRENDING COUPLING GUILLEMIN ALUMINIUM NW80,3"K FEMALE THREAD WITH LOCK KUPPLUNG GUILLEMIN ALUMINIUM NW80,3"K INNENGEWINDE MIT SCHLOSS RACCORD GUILLEMIN ALUMINIUM NW80,3 "K FILETAGE FEMELLE AVEC SERRURE |
|  | 74GUI036 | KOPPELING GUILLEMIN, RVS NW100, 4"K INWENDIGE DAAD COUPLING GUILLEMIN, STAINLESS STEEL NW100, 4 "K INTERNAL ACT KUPPLUNG GUILLEMIN, EDELSTAHL NW100, 4 "K INTERNAL ACT L'EMBAYAGE GUILLEMIN, ACIER INOXYDABLE NW100, 4 "K ACTE INTERNE |
|  | 74GUI074 | GUILLEMIN KOPPELING, ALUMINIUM NW 80,3"K INWENDIGE DRAAD COUPLING GUILLEMIN, ALUMINIUM NW 80,3"K FEMALE THREAD KUPPLUNG GUILLEMIN, ALUMINIUM NW 80,3"K INNENGEWINDE RACCORD GUILLEMIN, ALUMINIUM NW 80,3 "K FILETAGE FEMELLE |
|  | 74GUI075 | KOPPELING GUILLEMIN, ALU NW 80,3"K INW.DR (MET GRENDL) COUPLING GUILLEMIN, ALU NW 80,3 "K PEOPLE. DR (WITH GRENDL) KUPPLUNG GUILLEMIN, ALU NW 80, 3 "K PEOPLE. DR (MIT GRENDL) L'EMBAYAGE GUILLEMIN, ALU NW 80, 3 "K PEOPLE. DR (AVEC LES) |

KOPPELING & KLEPPEN - ALGEMEEN

| | Article | Description |
|--|----------|--|
|  | 74GUI095 | <p>GUILLEMIN,4",UITWENDIGE DRAAD ,ALU,NW100,MET GRENDEL MET WITTE PAKKING</p> <p>GUILLEMIN, 4 ", EXTERNAL THREAD, ALU, NW100, WITH LOCKING WITH WHITE GASKET</p> <p>GUILLEMIN, 4 ", AUßENGEWINDE, ALU, NW100, MIT VERRIEGELUNG MIT WEIßER DICHTUNG</p> <p>GUILLEMIN, 4 ", FILETAGE EXTÉRIEUR, ALU, NW100, AVEC VERROUILLAGE AVEC JOINT BLANC</p> |
|  | 74KAM007 | <p>KOPPELING, KAMLOCK, MANNELIJK - ALUMINIUM 2"</p> <p>COUPLING, KAMLOCK, MALE - ALUMINIUM 2"</p> <p>KUPPLUNG, KAMSCHLOSS, MÄNNLICH - ALUMINIUM 2"</p> <p>RACCORD, KAMLOCK, MALE - ALUMINIUM 2 "</p> |
|  | 74KAM008 | <p>KOPPELING, KAMLOCK, MANNELIJK - ALUMINIUM 3"K</p> <p>COUPLING, KAMLOCK, MALE - ALUMINIUM 3"K</p> <p>KUPPLUNG, KAMSCHLOSS, MÄNNLICH - ALUMINIUM 3"K</p> <p>RACCORD, KAMLOCK, MALE - ALUMINIUM 3 "K</p> |
|  | 74KAM010 | <p>KOPPELING KAMLOCK, STOP INWENDIG - ALU 3"</p> <p>CLUTCH KAMLOCK, STOP INWARD - ALU 3"</p> <p>KUPPLUNG KAMLOCK, STOPP NACH INNEN - ALU 3 "</p> <p>EMBAYAGE KAMLOCK, ARRET ARRIERE - ALU 3"</p> |
|  | 74KAM014 | <p>KOPPELING KAMLOCK, VROUW - ALU 2" INWENDIG .</p> <p>COUPLING KAMLOCK, FEMALE-ALU 2" INTERNAL.</p> <p>KUPPLUNG KAMLOCK, WEIBLICH-ALU 2" INTERN.</p> <p>EMBAYAGE KAMLOCK, FEMELLE-ALU 2" INTERNE.</p> |
|  | 74KAM015 | <p>KOPPELING, KAMLOCK, VROUW - ALUMINIUM 3"K DRAADLG=25</p> <p>COUPLING, KAMLOCK, FEMALE - ALUMINIUM 3"K THREAD LG=25</p> <p>KUPPLUNG, KAMSCHLOSS, WEIBLICH - ALUMINIUM 3"K THREAD LG=25</p> <p>RACCORD, KAMLOCK, FEMELLE - ALUMINIUM 3 "K THREAD LG = 25</p> |
|  | 74KAM029 | <p>KOPPELING, KAMLOCK, VROUW - ALU 2"</p> <p>COUPLING , KAMLOCK, FEMALE-ALU 2 "</p> <p>KUPPLUNG, KAMLOCK, WEIBLICH-ALU 2 "</p> <p>EMBAYAGE, KAMLOCK, FEMELLE-ALU 2 "</p> |

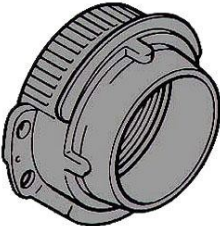
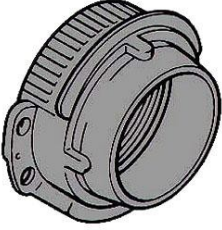
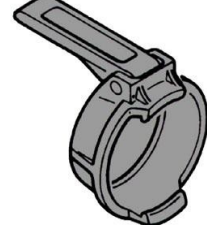

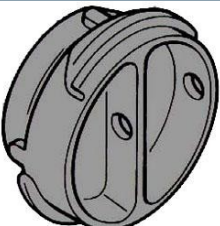
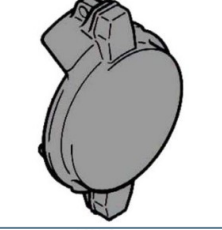
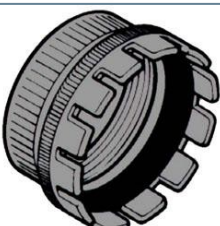
KOPPELING & KLEPPEN - ALGEMEEN

| | Article | Description |
|--|----------|--|
|  | 74KAM074 | |
|  | 74KPS009 | SPANSCHAAL ,ALUMINIUM MET BOUTEN IN ROESTVRIJSTAAL (ND=50 / WD=8) CLAMP , ALUMINIUM WITH BOLTS IN STAINLESS STEEL (ND=50 / WD=8) KLEMME, ALUMINIUM MIT SCHRAUBEN IN EDELSTAHL (ND=50 / WD=8) COLLIER, ALUMINIUM AVEC BOULONS EN ACIER INOXYDABLE (ND = 50 / WD = 8) |
|  | 74KSA001 | RECHTE ADAPTER R 1"K,R 1"K RIGHT ADAPTER R 1"K,R 1"K RECHTS ADAPTER R 1"K,R 1"K ADAPTATEUR DROIT R 1 "K, R 1" K |
|  | 74KSS045 | SLANGPILAAR, KOPPELING 75X8 NW75 R3" AG (ZONDER SPANSCHAAL) HOSE PILLAR, COUPLING 75X8 NW75 R3" AG (WITHOUT CLAMP) HOSE SÄULE, KUPPLUNG 75X8 NW75 R3" AG (OHNE KLEMME) COLONNE DE TUYAU, RACCORD 75X8 NW75 R3 "AG (SANS COLLIER) |
|  | 74ROS016 | INSCHROEFDRAADSTUK, DIN11851 CT, NW50, 1.4307 SCREW-IN THREAD PIECE, DIN11851 CT, NW50, 1.4307 EINSCHRAUB GEWINDESTÜCK, DIN11851 CT, NW50, 1.4307 VIS FILETÉE, DIN11851 CT, NW50, 1.4307 |
|  | 74ROS042 | OPSCHROEFDRAADSTUK, DIN11851 CT, NW50, 1.4307 SCREW ON THREAD PIECE, DIN11851 CT, NW50, 1.4307 ANSCHRAUBBARES GEWINDESTÜCK, DIN11851 CT, NW50, 1.4307 VIS SUR PIECE DE FILETAGE, DIN11851 CT, NW50, 1.4307 |
|  | 74ROS047 | SLANGKEGELSTUK (DIN11851, NW50, 1.4307) HOSE CONE PIECE (DIN11851, NW50, 1.4307) SCHLAUCH KEGELSTÜCK (DIN11851, NW50, 1.4307) PIÈCE DE CÔNE DE TUYAU (DIN11851, NW50, 1.4307) |

KOPPELING & KLEPPEN - ALGEMEEN

| | Article | Description |
|--|----------|---|
|  | 74ROS050 | WARTELMOER, DIN11851 F, NW50, 1.4307 SWIVEL NUT, DIN11851 F, NW50, 1.4307 DREHMUTTER, DIN11851 F, NW50, 1.4307 ECROU PIVOTANT DIN11851 F, NW50, 1.4307 |
|  | 74ROS075 | OPSCHROEFKEGELSTUK, DIN11851 DT, NW80 SCREW CONNECTOR, DIN11851 DT, NW80 SCHRAUBANSCHLUSS, DIN11851 DT, NW80 CONNECTEUR À VIS, DIN11851 DT, NW80 |
|  | 74STO092 | STORZ, VAST, 4" ,INWENDIGE DRAAD ,ALUMINIUM, NW110, NOK.133 (PFTE / FOOD) STORZ, FIXED, 4" ,INTERNAL THREAD ,ALUMINIUM, NW110, NOK.133 (PFTE / FOOD) STORZ, FIX, 4" ,INTERNER THREAD ,ALUMINIUM, NW110, NOK.133 (PFTE / LEBENSMITTEL) STORZ, FIXE, 4 " , FILETAGE INTERNE, ALUMINIUM, NW110, NOK.133 (PFTE / ALIMENTATION) |
|  | 74TWK001 | TW KOPPELING, BLINDDEKSEL MB 80 SS , ROESTVRIJSTAAL TW COUPLING, BLIND LID MB 80 SS , STAINLESS STEEL TW KUPPLUNG, BLINDDECKEL MB 80 SS , EDELSTAHL TW RACCORD, COUVERCLE BORGNE MB 80 SS, ACIER INOXYDABLE |
|  | 74TWK004 | TW KOPPELING, BLINDSTOP VB 80 SS , ROESTVRIJSTAAL TW COUPLING, BLIND STOP VB 80 SS , STAINLESS STEEL TW KUPPLUNG, BLINDSTOPFEN VB 80 SS , EDELSTAHL TW RACCORD, BUTEE VB 80 SS, ACIER INOXYDABLE |
|  | 74TWK005 | KOPPELING, TW, BLINDSTOP VB 50 SS, RVS COUPLING , TW, BLIND STOP VB 50 SS, STAINLESS STEEL KUPPLUNG, TW, BLIND STOP VB 50 SS, EDELSTAHL EMBRAYAGE, TW, BLIND STOP VB 50 SS, INOX |
|  | 74TWK006 | TW KOPPELING, DICHRINGSTUK, TW-K 80 SS-3" IG, RVS TW COUPLING, SEAL RING PIECE, TW-K 80 SS-3" IG, STAINLESS STEEL TW KUPPLUNG, DICHTUNG RINGSTÜCK, TW-K 80 SS-3" IG, EDELSTAHL TW RACCORD, JOINT TORIQUE, TW-K 80 SS-3 "IG, ACIER INOXYDABLE |

KOPPELING & KLEPPEN - ALGEMEEN

| | Article | Description |
|---|----------|--|
|  | 74TWK008 | KOPPELING TW MANNELIJK VK 80 - 3" INWENDIG SS - ROESTVRIJSTAAL COUPLING TW MALE VK 80 - 3" INTERNALLY SS - STAINLESS STEEL KUPPLUNG TW MÄNNLICH VK 80 - 3" INTERN SS - EDELSTAHL RACCORD TW MALE VK 80 - 3 " EN INTERNE SS - ACIER INOXYDABLE |
|  | 74TWK009 | KOPPELING, TW, MANNELIJK VK 50 - 2" INWENDIG SS - RVS COUPLING , TW, MALE VK 50-2 " INTERNALLY SS-STAINLESS STEEL KUPPLUNG, TW, MÄNNLICH VK 50-2 " INTERN SS- EDELSTAHL EMBRAYAGE, TW, MÂLE VK 50-2 " EN INTERNE SS-VR |
|  | 74TWK010 | TW KOPPELING ,SPANRING/HENDEL TW-M 80 SS, RVS TW COUPLING, TENSION RING/HANDLE TW-M 80 SS, STAINLESS STEEL TW KUPPLUNG, SPANNRING/GRIFF TW-M 80 SS, EDELSTAHL TW RACCORD, BAGUE DE TENSION / POIGNEE TW-M 80 SS, ACIER INOXYDABLE |
|  | 74TWK011 | TW KOPPELING ,MET SPANRING/HENDEL TW-M 50 SS, RVS TW COUPLING, WITH TENSION RING/HANDLE TW-M 50 SS, STAINLESS STEEL TW KUPPLUNG, MIT SPANNRING/ GRIFF TW-M 50 SS, EDELSTAHL TW RACCORD, AVEC ANNEAU DE TENSION / POIGNEE TW-M 50 SS, ACIER INOXYDABLE |
|  | 74TWK015 | TW KOPPELING BLINDSTOP VB 80 ALUMINIUM TW COUPLING BLIND STOP VB 80 ALUMINIUM TW KUPPLUNG BLINDSTOPFEN VB 80 ALUMINIUM TW RACCORD BUTEE VB 80 ALUMINIUM |
|  | 74TWK019 | KOPPELING TW, BLINDDEKSEL MB 80 MS, MESSING COUPLING TW, END COVER MB 80 MS, BRASS KUPPLUNG TW, ENDDECKUNG MB 80 MS, MESSING COUPLEUR TW, COUVERCLE FIN MB 80 MS, LAITON |
|  | 74TWK024 | TW KOPPELING, DICHRINGSTUK, TW-K 80 MS-3" IG, MS TW COUPLING, SEAL RING PIECE, TW-K 80 MS-3" IG, MS TW KUPPLUNG, DICHTUNG RINGSTÜCK, TW-K 80 MS-3" IG, MS TW RACCORD, JOINT D'ÉTANCHÉITÉ, TW-K 80 MS-3 "IG, MS |

KOPPELING & KLEPPEN - ALGEMEEN

| | Article | Description |
|---|----------|---|
|  | 74TWK025 | TW KOPPELING, DICHRINGSTUK, TW-K 50 MS-2" IG, MS TW COUPLING, SEAL RING PIECE, TW-K 50 MS-2" IG, MS TW KUPPLUNG, DICHTUNG RINGSTÜCK, TW-K 50 MS-2" IG, MS TW RACCORD, JOINT D'ÉTANCHÉITÉ, TW-K 50 MS-2 "IG, MS |
|  | 74TWK026 | TW KOPPELING, MANNELIJK VK 80 - 3" INWENDIG MS - MESSING TW COUPLING, MALE VK 80 - 3" INTERNALLY MS - BRASS TW KUPPLUNG, MÄNNLICH VK 80 - 3" INTERN MS - MESSING TW RACCORD, MÂLE VK 80 - 3 " EN INTERNE MS - LAITON |
|  | 74TWK027 | TW KOPPELING, MANNELIJK VK 50 - 2" INWENDIG MS - MESSING TW COUPLING, MALE VK 50 - 2" INTERNALLY MS - BRASS TW KUPPLUNG, MÄNNLICH VK 50 - 2" INTERN MS - MESSING RACCORD TW, MALE VK 50 - 2 " EN INTERNE MS - LAITON |
|  | 74TWK028 | KOPPELING TW, SPANRING/HENDEL TW-M 80 MS, MESSING COUPLING TW, TENSION RING /HANDLE TW-M 80 MS, BRASS KUPPLUNG TW, SPANNRING/GRIFF TW-M 80 MS, MESSING RACCORD TW, ANNEAU DE TENSION / POIGNEE TW-M 80 MS, LAITON |
|  | 74TWK029 | TW KOPPELING, SPANRING/HENDEL TW-M 50 MS, MESSING TW COUPLING, TENSION RING /HANDLE TW-M 50 MS, BRASS TW KUPPLUNG, SPANNRING/GRIFF TW-M 50 MS, MESSING TW RACCORD, BAGUE / POIGNEE DE TENSION TW-M 50 MS, LAITON |
|  | 74TWK033 | KOPPELING TW DICHRINGSTUK, TW-K 50 MS-2" AG,MS COUPLING TW SEAL RING PIECE, TW-K 50 MS-2" AG, MS KUPPLUNG TW DICHTUNG RINGSTÜCK, TW-K 50 MS-2" AG, MS RACCORD TW SEAL RING PIECE, TW-K 50 MS-2 "AG, MS |
|  | 74VAP001 | KOPPELING, VAPER RECHTSCCOVERY 4"K X 4"K ALUMINIUM COUPLING, VAPOUR RECOVERY 4"K X 4"K ALUMINIUM KUPPLUNG, DAMPF-RÜCKGEWINNUNG 4"K X 4"K ALUMINIUM RACCORD, RÉCUPÉRATION DE VAPEUR 4 "K X 4" K ALUMINIUM |

KOPPELING & KLEPPEN - ALGEMEEN

| | Article | Description |
|--|----------|---|
|  | 74VAP002 | KOPPELING, VAPOR RECHTSCOVERY 4"K ALUMINIUM COUPLING, VAPOUR RECOVERY 4"K ALUMINIUM KUPPLUNG, DAMPF-RÜCKGEWINNUNG 4"K ALUMINIUM RACCORD, RÉCUPÉRATION DE VAPEUR 4 "K ALUMINIUM |
|  | 74VAP003 | KOPPELING,VAPOR RECHTSCOVERY BLINDKAP 4"K ALUMINIUM COUPLING, VAPOUR RECOVERY BLIND CAP 4"K ALUMINIUM KUPPLUNG, DAMPF-RÜCKGEWINNUNG BLINDKAPPE 4"K ALUMINIUM RACCORD, RÉCUPÉRATION DE VAPEUR CAPUCHON AVEUGLE 4 "K ALUMINIUM |
|  | 74VAP017 | GASPENDELVERDELER DN 100+ INTERLOCK + DEKSEL - N11GPV1CZID |
|  | 74VAP019 | GASRETOURKOPPELING 4" + BLINDKAP GAS RETURN KUPPLUNG 4 "+ ENDKAPPE GAS-RÜCKLAUF KUPPLUNG 4 "+ ENDKAPPE RACCORD DE RETOUR DE GAZ 4 "+ EMBOUT |
|  | 74VUL056 | MANUELE API 4" HAAR NW100 + KIJKGLAS + KAP MANUAL API 4" HER NW100 + VIEW GLASS + CAP MANUAL API 4 "HER NW100 + VIEW GLASS + CAP MANUEL API 4" HER NW100 + VIEW GLASS + CAP |
|  | 74VUL060 | OPW 875-4" ,DUST CAP ,API-ADR CAP OPW 875-4" ,DUST CAP ,API-ADR CAP OPW 875-4" ,STAUBKAPPE ,API-ADR CAP OPW 875-4 " , CAP POUSSIÈRE, CAP. API-ADR |
|  | 74VUL065 | ZELFSLUITENDE SNELKOPPELING 4" API +KIJKGLAS SELF-CLOSING QUICK COUPLING 4" API +SIGHT GLASS SELBSTSCHLIEßENDE SCHNELLKUPPLUNG 4" API +SCHAUGLAS RACCORD RAPIDE AUTO-FERMETURE4 "API + JAUGE |

KOPPELING & KLEPPEN - ALGEMEEN

| | Article | Description |
|--|----------|--|
|  | 74VUL068 | GRAVITEITKOPPELING MET HENDEL VOOR 4" A.P.I GRAVITY COUPLING WITH HANDLE FOR 4" A.P.I SCHWERKRAFT MIT GRIFF FÜR 4" A.P.I RACCORD DE GRAVITÉ AVEC POIGNÉE POUR 4 "A.P.I |
|  | 74VUL074 | API ADAPTOR HIGH SG, API 4" (+HENDEL) API ADAPTOR HIGH SG, API 4" (+HANDLE) API ADAPTER HIGH SG, API 4" (+GRIFF) ADAPTATEUR API HAUT SG, API 4 "(+ poignée) |
|  | 74VUL079 | DEKSEL API KOPPELING NIEHUSER LID API COUPLING NIEHUSER LID API KUPPLUNG NIEHUSER LID API RACCORD NIEHUSER |
|  | 74VUL081 | MANUELE API 4" MET HSG GEANODISEERD MANUAL API 4 "WITH HSG ANODISED MANUAL API 4 "MIT HSG ELOXIERT MANUEL API 4 "AVEC HSG ANODISÉ |
|  | 74VUL102 | GRAVITEITKOPPELING MET HENDEL VOOR 4" API GRAVITY COUPLING WITH HANDLE FOR 4" API GRAVITY COUPLING MIT GRIFF FÜR 4" API COUPLAGE DE GRAVITE AVEC POIGNEE POUR API 4" |
|  | 74VUL108 | STOFKAP, API ADAPTOR DUST COVER, API ADAPTOR STAUBSCHUTZ, API-ADAPTER COUVERCLE ANTI-POUSSIÈRE, ADAPTATEUR API |
|  | 74VUL134 | VULKOPPELING API 4" PNEUMATISCH N10.3-100RSGPN FILLING COUPLING API 4 "PNEUMATIC N10.3-100RSGPN FÜLLKUPPLUNG API 4 "PNEUMATIC N10.3-100RSGPN RACCORD DE REMPLISSAGE API 4 "PNEUMATIC N10.3-100RSGPN |

KOPPELING & KLEPPEN - ALGEMEEN

| | Article | Description |
|---|----------|--|
|  | 74VUL135 | VULKOPPELING API 4" - N10.3-100-SG |
|  | 74VUL150 | GRAVITEITKOPPELING VOOR 4" A.P.I GRAVITY COUPLING FOR 4 "A. P. I SCHWERKRAFT KOPPLUNG FÜR 4 "A. P. I COUPLAGE GRAVITAIRE POUR 4 "A. P. I |
|  | 74VUL159 | VULKOPPELING API 4" (ALU + KIJKGLAS) ENTER COUPLING API 4 "(ALU + VIEWING GLASS) ENTER KUPPLUNG API 4 "(ALU + SICHT GLAS) ENTER EMBRAYAGE API 4 "(ALU + GLASS VIEWING) |
|  | 74VUL162 | GRAVITEITKOPPELING VOOR 4" A.P.I - OPW 876C-AL4030 (4"->3") GRAVITY COUPLING FOR 4 "A.P.I - OPW 876C-AL4030 (4" -> 3 ") GRAVITY-KUPPLUNG FÜR 4 "A.P.I - OPW 876C-AL4030 (4" -> 3 ") COUPLAGE DE GRAVITE POUR 4 "A.P.I - OPW 876C-AL4030 (4" -> 3 ") |
|  | 74VUL170 | KIJKGLAS SET VOOR 74VUL159 LOOK GLASS SET FOR 74VUL159 LOOK GLAS SET FÜR 74VUL159 LOOK SET DE VERRE POUR 74VUL159 |
|  | 74VUL184 | Graviteitkoppeling 4"; zonder kijkglas Gravity coupling 4"; without sight glass Schwerkraftkupplung 4"; ohne Schauglas Raccord par gravité 4" ; sans voyant |
|  | 74VUL186 | TANK 3"-FLENS GM/FPM TW3 TANK UNIT 3"-FLANGE GM/FPM TW3 TANKANLAGE 3"-FLANSCH GM/FPM TW3 UNITÉ RÉSERVOIR 3"-BRIDE GM/FPM TW3 |

KOPPELING & KLEPPEN - ALGEMEEN

| | Article | Description |
|---|------------|---|
| | 77VLR306 | <p>DICHTING, FLENS, ELAPAC BLAUW TW4" DIA175/90X 3, 8X DIA12, STC150</p> <p>SEAL, FLANGE, ELAPAC BLUE TW4"DIA 175/90 X 3, 8X DIA 12, STC150</p> <p>DICHTUNG, FLANSCH, ELAPAC BLAU TW4"DIA 175/90 X 3, 8X DIA 12, STC150</p> <p>JOINT, BRIDE, ELAPAC BLEU TW4"DIA 175/90 X 3, 8X DIA 12, STC150</p> |
|  | 77VLR319 | <p>DICHTING; PTFE; VOOR DEKSEL 1 1/2" FV 10300PS 10326P</p> <p>SEAL; PTFE; FOR COVER 1 1/2" FV 10300PS10326P</p> <p>PTFE-Dichtung für Deckel 1 1/2" FV 10300PS10326P</p> <p>JOINT PTFE POUR COUVERCLE 1 1/2" FV 10300PS10326P</p> |
|  | 79KAB012 | <p>ANTI DIEFSTAL KABEL MET PVC TBV APPANDAGES (2X OOGJE / TOTAAL LENGTE 200MM)</p> <p>ANTI-THEFT CABLE WITH PVC FOR APPENDAGES (2X EYE/ TOTAL LENGTH 200MM)</p> <p>DIEBSTAHLSICHERUNGSKABEL MIT PVC FÜR ANHÄNGE (2X ÖSE/ TOTAL LÄNGE 200MM)</p> <p>CABLE ANTI-VOL AVEC PVC POUR APPENDICES (2X OEILLETTS / LONGUEUR TOTALE 200MM)</p> |
|  | 91CLA017 | <p>SLANGKLEM STA VERZ, NORMA VR DIA 108-B.BR 20</p> <p>HOSE CLAMP STAND STA, NORMA VR - DIAMETER 108mm / WIDE 20mm</p> <p>SCHLAUCHKLEMMSTÄNDER STA, NORMA VR - DURCHMESSER 108mm / BREIT 20mm</p> <p>TUYAU DE SERRAGE STAND STA, NORMA VR - DIAMETRE 108mm / LARGE 20mm</p> |
|  | A1J0001354 | <p>KLEPBEVESTIGING 1/2"</p> <p>VALVE FIXATION 1/2"</p> <p>VENTILBEFESTIGUNG 1/2"</p> <p>FIXATION VANNE 1/2"</p> |
|  | A1J0001532 | <p>KLEPBEVESTIGING; 1/2"; RECHTS</p> <p>VALVE FIXATION; 1/2"; RIGHT</p> <p>VENTILBEFESTIGUNG; 1/2"; RECHTS</p> <p>FIXATION DE VANNE; 1/2"; DROITE</p> |
|  | A1P0000136 | <p>OPBERGING 1 X 4" LOSADAPTERS OPBERGING 1 X 4" LOSADAPTERS</p> <p>STORAGE 1 X 4" UNLOADING ADAPTERS</p> <p>LAGERUNG: 1 x 4-Zoll-Entladeadapter</p> <p>STOCKAGE ADAPTATEURS DE DÉCHARGEMENT 1 X 4"</p> |

KOPPELING & KLEPPEN - ALGEMEEN

| | Article | Description |
|--|------------|--|
|  | A1P000137 | OPBERGING 2 X 4" LOSADAPTERS STORAGE 2 X 4" UNLOADING ADAPTERS LAGERUNG: 2 x 4"-ENTLADUNGSADAPTER STORAGE 2 X 4" UNLOADING ADAPTERS |
|  | A1P0000954 | BEUGEL VOOR BUIS BRACKET PIPE HALTERROHR TUYAU DE SUPPORT |
|  | A1P0001377 | MONTAGEPLAAT 4" BUIZEN; H130 MOUNTING PLATE 4" PIPING; H130 MONTAGEPLATTE 4" ROHR; H130 PLAQUE DE MONTAGE TUYAUTERIE 4" ; H130 |
|  | A1P0001380 | MONTAGEPLAAT 4" BUIZEN; H100 MOUNTING PLATE 4" PIPING; H100 MONTAGEPLATTE 4" ROHR; H100 PLAQUE DE MONTAGE TUYAUTERIE 4" ; H100 |
|  | A1P0001447 | POMPINLAATBUIS 3" PUMP INLET PIPE 3" PUMPENEINLASSROHR 3" TUYAU D'ADMISSION DE POMPE 3" |
|  | A1P0001457 | POMPINLAATBUIS 3" PUMP INLET PIPE 3" PUMPENEINLASSROHR 3" TUYAU D'ADMISSION DE POMPE 3" |
|  | A1P0001466 | POMPSTEUN VOOR PUMP SUPPORT FRONT PUMPENSTÜTZE VORNE SUPPORT DE POMPE AVANTSUPPORT DE POMPE AVANT |

KOPPELING & KLEPPEN - ALGEMEEN








| Article | Description |
|----------|-------------|
| M1PS146C | |


| | Article | Description |
|--|----------|---|
|  | 73FVL016 | DICHTING DEKSEL POMPFILTERHUIS FH 100 SEAL LID PUMP FILTER HOUSING FH 100 SIEGELDECKEL PUMPENFILTERGEHÄUSE FH 100 JOINT DE COUVERCLE DE BOITIER DE FILTRE DE POMPE FH 100 |
|  | 73KRO048 | DICHTING 2" SILIKON - M&S VLINDERKLEP SEAL 2" SILICON - M&S BUTTERFLY VALVE DICHTUNG 2" SILIKON - M&S DROSSELKLAPPE JOINT 2 "SILICONE - VANNE PAPILLON M & S |
|  | 73KRO059 | SET DICHTINGEN FORT VALE 3" TANK PRO SET SEALS FORT VALE 3" TANK PRO SET DICHTUNGEN FORT VALE 3" TANK PRO JOINTS FORT VALE 3 " RESERVOIR PRO |
|  | 73KRO064 | DICHTING WIT SILICON NW50 (VOOR 73VLK063) SEAL WHITE SILICON NW50 (FOR 73VLK063) DICHTUNG WEIß SILIKON NW50 (FÜR 73VLK063) JOINT BLANC SILICON NW50 (POUR 73VLK063) |
|  | 73LPO009 | CONE VOOR UITLOOPBUIS PISTOOL CONE FOR OUTFLOW TUBE PISTOL KEGEL FÜR ENTLADEPISTOLE CÔNE POUR PISTOLET DE TUBE DE DÉBORDEMENT |
|  | 73MGD005 | DICHTING DEKSEL LAG NW500,CHEMIE SEAL LID LAG NW500, CHEMICAL MAN LOCH DICHTUNG LAG NW500, CHEMISCH SEAL LID LAG NW500, CHIMIQUE |
|  | 73MGD031 | DICHTING DEKSEL LAG NW500 PTFE, CHEMIE (PFTE) SEAL LID LAG NW500 PTFE, CHEMICAL (PFTE) MAN LOCH DICHTUNG LAG NW500 PTFE, CHEMISCH (PFTE) JOINT COUVERCLE NW500 PTFE, CHIMIQUE (PFTE) |

| | Article | Description |
|--|----------|---|
|  | 73MGD074 | DICHTING DEKSEL LAG HERTEL Ø10MM, HOL SEAL LID LAG HERTEL Ø10MM, CONCAVE MAN LOCH DICHTUNG LAG HERTEL Ø10MM, KONKAV JOINT COUVERCLE LAG HERTEL Ø10MM, CONCAVE |
|  | 73MGD274 | DICHTING MANGAT NIEHUSER SEAL MANHOLE NIEHUSER DICHTUNG SCHACHT NIEHÜSER NIEHUSER D'ÉGOUT D'ÉTANCHÉITÉ |
|  | 74VUL172 | GASKET FOR OPW 875-4" ,DUST CAP ,API-ADR CAP GASKET FOR OPW 875-4" , DUST CAP, API-ADR CAP DICHTUNG FÜR OPW 875-4 " , DUST CAP, API-ADR CAP JOINT POUR OPW 875-4", CAPUCHON POUSSIÈRE, CAP API-ADR |
|  | 77DKG003 | DICHTING, KOPPELING, GUILLEMIN 3", BUNA ZWART SEAL, COUPLING, GUILLEMIN 3", BUNA BLACK DICHTUNG, KUPPLUNG, GUILLEMIN 3", BUNA SCHWARZ SEAL, RACCORD, GUILLEMIN 3 " , BUNA NOIR |
|  | 77DKR005 | DICHTING, DIN11851 G, NW50, PTFE WIT (64X54X5) SEAL, DIN11851 G, NW50, PTFE WHITE (64X54X5) DICHTUNG, DIN11851 G, NW50, PTFE WEIß (64X54X5) JOINT, DIN11851 G, NW50, PTFE BLANC (64X54X5) |
|  | 77DKR009 | DICHTING, DIN11851 G, NW80, PTFE WIT (95X85X5) SEAL, DIN11851 G, NW80, PTFE WHITE (95X85X5) DICHTUNG, DIN11851 G, NW80, PTFE WEIß (95X85X5) JOINT, DIN11851 G, NW80, PTFE BLANC (95X85X5) |
|  | 77DKT004 | DICHTING, KOPPELING TW 3", VULKOLAN SEAL, COUPLING TW 3", VULKOLLAN DICHTUNG, KUPPLUNG TW 3", VULKOLLAN JOINT, RACCORD TW 3 " , VULKOLLAN |








PAKKING & AFDICHTING

| | Article | Description |
|--|----------|--|
|  | 77VLO001 | DICHTING, FLENS, OVAAL, ELAFLEX BLAUW SEAL, FLANGE, OVAL, ELAFLEX BLUE DICHTUNG, FLANSCH, OVAL, ELAFLEX BLAU JOINT, BRIDE, OVALE, BLEU ELAFLEX |
|  | 77VLR001 | DICHTING, FLENS, ELAPAC BLAUW SEAL, FLANGE, ELAPAC BLUE DICHTUNG, FLANSCH, ELAPAC BLAU JOINT, BRIDE, BLEU ELAPAC |
|  | 77VLR002 | DICHTING, FLENS, ELAPAC BLAUW TW4" SEAL, FLANGE, ELAPAC BLUE TW4" DICHTUNG, FLANSCH, ELAPAC BLAU TW4" JOINT, BRIDE, ELAPAC BLEU TW4 " |
|  | 77VLR003 | DICHTING, FLENS, ELAPAC BLAUW TW3" SEAL, FLANGE, ELAPAC BLUE TW3" DICHTUNG, FLANSCH, ELAPAC BLAU TW3" JOINT, BRIDE, ELAPAC BLEU TW3 " |
|  | 77VLR006 | DICHTING, FLENS, PTFE (DIA154/90X 2, 8X DIA12, STC130) SEAL, FLANGE, PTFE (DIA154/90X 2, 8X DIA12, STC130) DICHTUNG, FLANSCH, PTFE (DIA154/90X 2, 8X DIA12, STC130) JOINT, BRIDE, PTFE (DIA154/90X 2, 8X DIA12, STC130) |
|  | 77VLR012 | ENVELOPPE PTFE - 90 U SHAPE ARAMIDE + NBR ENVELOPE PTFE - 90 U SHAPE ARAMIDE + NBR UMSCHLAG PTFE - 90 U FORM ARAMIDE + NBR ENVELOPPE PTFE - 90 U ARAMIDE + NBR |
|  | 77VLR013 | DICHTING, FLENS, PTFE, DIAMETER175/102X 2 SEAL, FLANGE, PTFE, DIAMETER 175/102X 2 DICHTUNG, FLANSCH, PTFE, DURCHMESSER 175/102X 2 JOINT, BRIDE, PTFE, DIAMÈTRE 175 / 102X 2 |

| | Article | Description |
|--|----------|---|
|  | 77VLR082 | DICHTING FLENS, PTFE (DIAMETERMTER 200/116) SEAL FLANGE, PTFE (DIAMETER 200/116) DICHTUNG FLANSCH, PTFE (DURCHMESSER 200/116) BRIDE D'ÉTANCHÉITÉ, PTFE (DIAMÈTRE 200/116) |
|  | 77VLR205 | ENVELOPPE PTFE - 90 U SHAPE ARAMIDE + NBR (DIA200/116 X3, 8X DIA14, STC178) ENVELOPE PTFE - 90 U SHAPE ARAMIDE + NBR (DIA200/116 X3, 8X DIA14, STC178) UMSCHLAG PTFE - 90 U FORM ARAMIDE + NBR (DIA200/116 X3, 8X DIA14, STC178) ENVELOPPE PTFE - 90 U ARAMIDE + NBR (DIA200 / 116 X3, 8X DIA14, STC178) |
|  | 77VLR242 | DICHTING, FLENS, ELAPAC BLAUW TW5" SEAL, FLANGE, ELAPAC BLUE TW5" DICHTUNG, FLANSCH, ELAPAC BLAU TW5" JOINT, BRIDE, ELAPAC BLEU TW5 " |
|  | 77VLR291 | |
|  | 77VLV002 | DICHTING , FLENS, VIERKANT , ELAPAC BLAUW (130X130X3, DIA 90, 4X GAT DIA12) |
|  | 77VLV006 | DICHTING FLENS, VIERKANT ELAPAC BLAUW (130X130X3, DIAMETER 75, 4X GAT DIAMETER 12) SEAL FLANGE, SQUARE ELAPAC BLUE (130X130X3, DIAMETER 75, 4X HOLE DIAMETER 12) DICHTUNG FLANSCH, QUADRATISCH ELAPAC BLAU (130X130X3, DURCHMESSER 75, 4X LÖCHER DURCHMESSER 12) JOINT BRIDE, BLEU ELAPAC CARRÉ (130X130X3, DIAMÈTRE 75, 4X DIAMÈTRE DE TROU 12) |
|  | 77VLV017 | DICHTING, FLENS, VIERK, FV 5005-19 SEAL, FLANGE, SQUARE, FV 5005-19 DICHTUNG, FLANSCH, QUADRATISCH, FV 5005-19 JOINT, BRIDE, CARRÉ, FV 5005-19 |

| | Article | Description |
|---|----------|---|
|  | 77VLV044 | <p>DICHTING-FLENS VIERKANT;NOVAPRESS 850;LIGHT BROWN W130xH130xT3;DIA100;STC106x4xDIA14</p> <p>SEALING-FLANGE SQUARE;NOVAPRESS 850;LIGHT BROWNW130xH130xT3;DIA100;STC106x4xDIA14</p> <p>DICHTUNGSFLANSCH QUADRATISCH;NOVAPRESS 850;HELLBRAUNB130xH130xT3;DIA100;STC106x4xDIA14</p> <p>CARRE D'ETANCHEITE BRIDE;NOVAPRESS 850;MARRON CLAIRL130xH130xT3;DIA100;STC106x4xDIA14</p> |

| | Article | Description |
|--|-----------|---|
|  | 65LEEC003 | HEFBOOM ECAS HOOGTESENSOR (WABCO 441 050 718 2) LEVER HEIGHT HEBEL ECAS LEVIER CAPTEUR |
|  | 65LEEC016 | ECAS WEGSENSOR (441 050 100 0) DISTANCE SENSOR WEGSENSOR CAPTEUR DE DEPLACEMENT |
|  | 65M32014 | 3/2 KLEP, MAGNEETVENTIEL (NO:NORMAAL OPEN) 3/2 VALVE, MAGNETIC VALVE (NO: NORMAL OPEN) 3/2 VENTIL, MAGNETVENTIL (NO: NORMAL OFFEN) 3/2 VALVE, MAGNÉTIQUE VALVE (NO: NORMAL OUVERT) |
|  | 65M32063 | BLOK VAN 3 - 3/2 VENTIELEN, 24VDC EEX M II T4 BLOCK OF 3 - 3/2 VALVES, 24VOLT DC EEX M II T4 BLOCK VON 3 - 3/2 VENTILEN, 24VOLT DC EEX M II T4 BLOC DE 3 - 3/2 VANNES, 24VOLT DC EEX M II T4 |
|  | 65M32095 | 3/2 KLEP, PEDAAL BEDIEND MET VEERRETOUR 3/2 VALVE, PEDAL-OPERATED WITH SPRING RETURN 3/2 VENTIL, PEDALBETRIEBEN MIT FEDERRÜCKLAUF VALVE 3/2 A PEDALE AVEC RETOUR A RESSORT |
|  | 65M32103 | MAGNEETVENTIEL (NG)- 3/2, 24VDC EEX M II T4 MAGNETIC VALVE (NG) - 3/2, 24VDC EEX M II T4 MAGNETVENTIL (NG) - 3/2, 24VDC EEX M II T4 VANNE MAGNETIQUE (NG) - 3/2, 24VDC EEX M II T4 |
|  | 65M32128 | MAGNEETVENTIEL NO-3/2-24VDC-ATEX-T5 MAGNETIC VALVE NO-3/2-24VDC-ATEX-T5 MAGNETVENTIL NO-3/2-24VDC-ATEX-T5 ÉLECTROVANNE NO-3/2-24VDC-ATEX-T5 |

| | Article | Description |
|--|----------|--|
|  | 65M52027 | NOODSTOP SCHAKELAAR EMERGENCY STOP SWITCH NOT-HALT-SCHALTER INTERRUPTEUR D'ARRÊT D'URGENCE |
|  | 65MDI033 | DRUKREGELAAR A.HAAR 016802 PRESSURE REGULATOR A.HAAR 016802 DRUCKREGLER A.HAAR 016802 RÉGULATEUR DE PRESSION A.HAAR 016802 |
|  | 65MDI040 | SNELHEIDSREGELBLOK EENZIJDIG , RFLU1/4" SPEED REGULATOR BLOCK ONE-SIDED, RFLU 1/4" GESCHWINDIGKEITSREGLER BSCHLOSS EINSEITIG, RFLU 1/4" RÉGULATEUR DE VITESSE BLOC UNIQUE, RFLU 1/4 " |
|  | 65MDI078 | GUARD (LOCKING) BAR INTERLOCK GUARD (LOCKING) BAR INTERLOCK SCHUTZBÜGEL (VERRIEGELUNG) VERRIEGELUNG VERROUILLAGE DE BARRE DE PROTECTION (VERROUILLAGE) |
|  | 65MSP026 | DRUKSCHAKELAAR 0,1/2,5 BAR G1/4 FEMALE PRESSURE SWITCH 0.1 / 2.5 BAR G1 / 4 FEMALE DRUCKSCHALTER 0,1 / 2,5 BAR G1 / 4 WEIBLICH INTERRUPTEUR DE PRESSION 0.1 / 2.5 BAR G1 / 4 FEMELLE |
|  | 65RAB010 | STAAFSENSOR + STEKKER 1 M (WABCO 441 032 809 0) S+ SENSOR L=1000 -Q ABS-WEGSENSOR CAPTEUR SUPER S 1,0 METRE |
|  | 65RAB105 | SENSOR WABCO 441 032 905 0 AXIAL SENSOR AXIALSENSOR CAPTEUR |

| | Article | Description |
|--|----------|---|
|  | 65RAB110 | EBS STEKKER (AANHANGER) WABCO ABS-PLUG ABS-STECKER 7POL. 24V PRISE ABS |
|  | 65RAB111 | EBS STEKKERDOOS (OPLEGGER) - WABCO ABS SOCKET (7PIN) ABS-STECKDOSE 7POL. 24V PRISE DE COURANT ABS. |
|  | 65REB003 | DRUKSENSOR (WABCO 441 044 102 0) ECAS-PRESSURE SENSOR, CVS DRUCKSENSOR CAPTEUR DE PRESSION ECAS |
|  | 65REB004 | EBS VOEDINGSKABEL STEKDOOS12 MTR. (WABCO EBS-D) EBS POWER CABLE SOCKET 12 MTR. EBS NETZKABELBUCHSE 12 METER CABLE PRISE ALIMENTATION EBS 12 MTR. |
|  | 65REB092 | EBS-E MODULATOR WABCO 4S/3M PREMIUM PEM (480 102 063 0) EBS-TRAILER MODULATOR 24 VOLT EBS-TRAILER MODULATOR 24 VOLT EBS-TRAILER MODULATEUR 24 VOLT |
|  | 65REB094 | EBS-E VOEDINGSKABEL ISO 7638 STEKDOOS 12 MTR. SUPPLY CABLE VERSORGUNGSKABEL CABLE |
|  | 65REB096 | EBS-E SENSORKABEL 3 MTR. CABLE WITH SOCKET KABEL MIT GERAETESTECKDOSE PROLONGATEUR ABS |

ELEKTRISCH - VERLICHTING

| | Article | Description |
|---|----------|---|
|  | 65REB104 | EBS-E MODULATOR 2S/2M STANDAARD PEM WABCO EBS-TRAILER MODULATOR 24 VOLT EBS-TRAILER MODULATOR 24 VOLT EBS-TRAILER MODULATOR 24 VOLT |
|  | 65REB106 | EBS-E LIFTAS, RTR KABEL DIN BAJ. 4 MTR. (WABCO 449 443 040 0) CABLE WITH SOCKET KABEL MIT GERAETESTECKDOSE CABLE AVEC PRISE |
|  | 65REB114 | EBS-E SLIJTAGE-INDICATOREN EBS-KABEL 1.3 MTR. EBS-E WEAR INDICATORS EBS CABLE 1.3 MTR. EBS-E VERSCHLEISSANZEIGEN EBS CABLE 1.3 MTR. EBS-E INDICATEURS D'USURE EBS CABLE 1.3 MTR. |
|  | 65REB176 | 24N BACKUP KABEL 6 MTR PVC-ADR 24N BACKUP CABLE 6 MTR PVC ADR 24N ERSATZKABEL 6 MTR PVC ADR CABLE DE RECHANGE 24N 6 MTR PVC ADR |
|  | 65REB192 | EBS-E VERBINDINGSKABEL 12 MTR. BAJ. EBS-E CONNECTION CABLE 12 METER BAJONET EBS-E ANSCHLUSSKABEL 12 MTR. BAJ. EBS-E CÂBLE DE CONNEXION 12 METER BAJONET |
|  | 65REB193 | EBS VOEDINGSKABEL ISO 7638 STEKDOOS 0.3M BAJ. (WABCO 449 133 003 0) CABLE WITH ABS-SOCKET KABEL MIT ABS-STECKDOSE CABLE |
|  | 65RTC023 | SENSOR VOOR LOOPREK BEVEILIGING - 0GRADEN SENSOR --ULTRASONIC ULTRASONIC SENSOR 0 GRAD CAPTEUR ULTRASONIQUE |

ELEKTRISCH - VERLICHTING

| | Article | Description |
|--|----------|--|
|  | 65RTC025 | AKOESTISCHE SIGNALERING / ZOEMER BUZZER --TRAILER RUECKFAHRWARNER TAILGUARD BUZZER |
|  | 65RTC026 | SENSOR LOOPREK BEVEILIGING - 15GRADEN SENSOR --ULTRASONIC ULTRASONIC SENSOR 15 GRAD - TAILGUARD CAPTEUR ULTRASONIQUE |
|  | 66KAA005 | MASSASTRIP MASS STRIP MASS ERDE STRIP BANDE DE MASSE |
|  | 66KAA006 | AARDINGSHASPEL TYPE EGLI (GEEL PLASTIC KAP , INCL 8M KABEL) GROUNDING REEL TYPE EGLI (YELLOW PLASTIC CAP, INCL 8M CABLE) ERDUNGSSPULE TYP EGLI (GELBE KUNSTSTOFFKAPPE, INKL 8M KABEL) MISE A LA TERRE, TYPE EGLI (CAPUCHON EN PLASTIQUE JAUNE, INCL 8M CABLE) |
|  | 66KAK138 | STOP VOOR KETTING ZIJVERLICHTING 3P AANSL. STOPPER FOR CHAIN SIDE LIGHTNING 3PIN CONNECTION STOPPER FÜR KETTE SEITENBELEUCHTUNG 3 PIN ANSCHLUSS BOUCHON POUR CHAÎNE ÉCLAIRAGE LATÉRAL 3 BROCHES CONNEXION |
|  | 66KAS012 | SPIRAALKABEL 15-ADER 12X1.5 + 3X2,5 ASS3 - ASPOCK SPRIAL CABLE 15-CORE 12X1.5 + 3X2.5 ASS3 - ASPOCK SPIRALKABEL 15-ADRIG 12X1.5 + 3X2.5 ASS3 CABLE SPIRALE 15 BRINS 12X1.5 + 3X2.5 ASS3 - ASPOCK |
|  | 66KAV002 | KABEL 1600 MM VOOR EUROPOINT (LINKS) ADR CABLE 1600 MM FOR EURO POINT (LEFT) ADR KABEL 1600 MM FÜR EURO POINT (LINKS) ADR CÂBLE 1600 MM POUR EURO POINT (GAUCHE) ADR |

ELEKTRISCH - VERLICHTING

| | Article | Description |
|--|----------|--|
|  | 66KAV004 | KABEL 3000 MM VOOR EUROPOINT (LINKS) ADR CABLE 3000 MM FOR EUROPOINT (LEFT) ADR KABEL 3000 MM FÜR EUROPOINT (LINKS) ADR CABLE 3000 MM POUR EUROPOINT (GAUCHE) ADR |
|  | 66KAV005 | KABEL 3000 MM VOOR EUROPOINT (RECHTS) ADR CABLE 3000 MM FOR EUROPOINT (RIGHT) ADR KABEL 3000 MM FÜR EUROPOINT (RECHTS) ADR CABLE 3000 MM POUR EUROPOINT (DROITE) ADR |
|  | 66KAV010 | P&R VLAKKABEL 17METER - ADR P&R FLAT CABLE 17METRES - ADR P&R FLACHKABEL 17 METER - ADR CABLE PLAT P & R 17METRES - ADR |
|  | 66KAV051 | VOEDINGSKABEL 15 POLIG - ADR-600MM-ASS3 15-PIN POWER CABLE-ADR-600MM-ASS3 15-POLIGES STROMKABEL-ADR-600MM-ASS3 CÂBLE D'ALIMENTATION 15 BROCHES-ADR-600MM-ASS3 |
|  | 66KAV056 | VOEDINGSDOOS 24N+24S+15P -ADR-600MM-ASS3 - ASPOCK SUPPLY BOX 24N +24S +15P-ADR-600MM-ASS3 - ASPOCK VERSORGUNGSKASTEN 24N +24S +15P-ADR-600MM-ASS3 - ASPOCK BOÎTE D'ALIMENTATION 24N + 24S + 15P-ADR-600MM-ASS3 - ASPOCK |
|  | 66KAV057 | VOEDINGSKABEL 15-POLIG -ADR- 600MM POWER SUPPLY 15-PIN -ADR- 600MM STROMVERSORGUNG 15-PENNE -ADR- 600MM ALIMENTATION 15 POLIG -ADR- 600MM |
|  | 66KAV060 | HOOFDKABEL 15 ADERIG - ADR - 15000 MM - ASS3 MAIN CABLE 15 WIRE - ADR - 15000 MM - ASS3 HAUPTKABEL 15-DRÄHTIG - ADR - 15000 MM - ASS3 CABLE PRINCIPAL 15 FILS - ADR - 15000 MM - ASS3 |

ELEKTRISCH - VERLICHTING

| | Article | Description |
|---|----------|---|
|  | 66KAV071 | KETTING ZIJVERLICHTING MET 5X 3-POLIG AANSLUITING - ASPOCK CHAIN SIDE LIGHT WITH 5X 3PIN CONNECTION - ASPOCK KETTEN-SEITENLEUCHTE MIT 5X 3PENNE VERBINDUNG - ASPOCK LUMIÈRE CÔTÉ CHAÎNE AVEC RACCORDEMENT 5X3 BROCHE - ASPOCK |
|  | 66KAV080 | TUSSENKABEL 2X ASS3 + 1X ASS2 (REMLICHT) CONNECTING CABLE 2X ASS3 + 1X ASS2 (BRAKE LIGHT) VERBINDUNGSKABEL 2X ASS3 + 1X ASS2 (BREMSLICHT) CÂBLE DE CONNEXION 2X ASS3 + 1X ASS2 (FEU DE FREIN) |
|  | 66KAV083 | Y-KABEL 3P ASS3 (LENGTE 2X 200MM) Y-CABLE 3P ASS3 (LENGTH 2X 200MM) Y-KABEL 3P ASS3 (LÄNGE 2X 200MM) CABLE Y 3P ASS3 (LONGUEUR 2X 200MM) |
|  | 66KAV090 | VOEDINGSDOOS 15-POLIG SUPPLY BOX 15-PIN VERSORUNGSKASTEN 15-PIN BOÎTE D'ALIMENTATION 15 BROCHES |
|  | 66KDC001 | VERBINDINGSDOOS POLYESTER IP 65 KLEUR GRIJS 120 X 122 X 90 MM CONNECTION BOX POLYESTER IP 65 COLOR GRAY 120 X 122 X 90 MM ANSCHLUSSDOSE POLYESTER IP 65 FARBE GRAU 120 X 122 X 90 MM BOÎTE DE CONNEXION POLYESTER IP 65 COULEUR GRIS 120 X 122 X 90 MM |
|  | 66KDC002 | VERBINDINGSDOOS (GRIJS) POLYESTER IP 65 KLEUR GRIJS 220 X 120 X 90 MM CONNECTING BOX (GREY) POLYESTER IP 65 ANSCHLUSSDOSE (GRAU) POLYESTER IP 65 BOITIER DE CONNEXION (GRIS) POLYESTER IP 65 |
|  | 66KDC008 | VERDEELDOOS ASPOCK DISTRIBUTION BOX ASPOCK VERTEILERKASTEN ASPOCK BOÎTE DE DISTRIBUTION ASPOCK |

ELEKTRISCH - VERLICHTING

| | Article | Description |
|---|----------|---|
|  | 66KDC012 | VERBINDINGSDOOS POLYESTER IP 65 - KLEUR GRIJS - 400 X 250 X 120 CONNECTING BOX POLYESTER IP 65 - COLOR GRAY - 400 X 250 X 120 VERBINDUNGSKASTEN POLYESTER IP 65 - FARBE GRAU - 400 X 250 X 120 BOITIER DE CONNEXION POLYESTER IP 65 - GRIS COULEUR - 400 X 250 X 120 |
|  | 66KDC017 | VERBINDINGSDOOS POLYESTER (BENZINE BESTENDIG) - 250 X 255 X 120 MM CONNECTING BOX POLYESTER (PETROL RESISTANT) - 250 X 255 X 120 MM VERBINDUNGSKASTENPOLYESTER (benzinbeständig) - 250 x 255 x 120 mm POLYESTER BOITE DE RACCORDEMENT (RESISTANT A L'ESSENCE) - 250 X 255 X 120 MM |
|  | 66KDC026 | VERDEELDOOS ASPOCK - ADR - ASS3 (2X1600MM) DISTRIBUTION BOX ASPOCK - ADR - ASS3 VERTEILERKASTEN ASPOCK - ADR - ASS3 BOÎTE DE DISTRIBUTION ASPOCK - ADR - ASS3 |
|  | 66KDC028 | VERDEELKABEL ASPOCK ACHTER -ADR 2X2500-ASS3 DISTRIBUTION CABLE ASPOCK REAR -ADR 2X2500-ASS3 VERTEILERKABEL ASPOCK HINTEN -ADR 2X2500-ASS3 CABLE DE DISTRIBUTION ASPOCK ARRIERE -ADR 2X2500-ASS3 |
|  | 66KDC029 | TUSSENVERDEELDOOS ASPOCK - ADR - ASS3 INTERMEDIATE DISTRIBUTION BOX ASPOCK - ADR - ASS3 INTERMEDIÄRER VERTEILERKASTEN ASPOCK - ADR - ASS3 BOÎTE DE DISTRIBUTION INTERMÉDIAIRE ASPOCK - ADR - ASS3 |
|  | 66KDC030 | VERDEELDOOS ADR 3-KAMER - ASS3 DIVIDER ADR 3-ROOM-ASS3 DIVIDER ADR 3-ZIMMER-ASS3 DIVISEUR ADR 3-ROOM-ASS3 |
|  | 66KDC062 | VERDEELDOOS + LCG2 (75-0310-007) DISTRIBUTION BOX + LCG2 (75-0310-007) VERTEILERKASTEN + LCG2 (75-0310-007) BOÎTE DE DISTRIBUTION + LCG2 (75-0310-007) |

ELEKTRISCH - VERLICHTING

| | Article | Description |
|---|----------|---|
|  | 66RFC013 | REFLECTOR DIA 61 MM ROND AMBER AEB 60-OR-N MET MONTAGE GAT REFLECTOR DIA 61 MM ROUND AMBER AEB 60-OR-NWITH MOUNTING HOLE REFLEKTOR DURCHMESSER 61 MM RUND BERNSTEIN AEB 60-OR-NMIT BEFESTIGUNGSLOCH RÉFLECTEUR DIA 61 MM ROND AMBRE AEB 60-OR-NAVEC TROU DE MONTAGE |
|  | 66SCC038 | ENKELVOUDIG COMEX KAST (2XM20 RED) |
|  | 66SCC071 | INDUCTIEVE NADERINGSSCHAKELAAR (PNP NO) INDUCTIVE AFFECTION SWITCH (PNP NO) INDUKTIVER AFFEKTIONSSCHALTER (PNP NO) COMMUTATEUR À AFFECTION INDUCTIVE (PNP NO) |
|  | 66SCC077 | DC-DC CONVERTER 24V (INPUT RANGE 8-40V DC / OUTPUT 6 AMPERE) SAM- SYSTEM DC-DC CONVERTER 24V (INPUT RANGE 8-40V DC / OUTPUT 6 AMPERE) SAM- SYSTEM DC-DC-KONVERTER 24 V (EINGANGSBEREICH 8-40 V DC / AUSGANG 6 AMPERE) SAM-SYSTEM CONVERTISSEUR CC-CC 24V (GAMME D'ENTRÉES 8-40V CC / SORTIE 6 AMPÈRES) SAM-SYSTEM |
|  | 66SCC088 | DC/DC converter voor voertuigen INGANGSSPANNING: 24VDC (19-450 VDC) UITGANG: 24V DC UITGANGSSTROOM: 9.5A DC/DC converter for vehiclesINPUT RAGE: 24VDC (19-450 VDC)OUTPUT: 24V DCOUTPUT CURRENT: 9.5A DC/DC-Wandler für FahrzeugeEINGANGSWELLE: 24VDC (19-450 VDC) AUSGANG: 24V DCAUSGANGSSTROM: 9,5A Convertisseur DC/DC pour véhiculesENTRÉE RAGE : 24VDC (19-450 VDC) SORTIE : 24V DCCOURANT DE SORTIE : 9.5A |
|  | 66SCO008 | DRAAIKNOP , ZWARTE HENDEL 2 VASTE STANDEN TURN KNOB, BLACK HANDLE 2 FIXED POSITIONS DREHGRIF, SCHWARZER GRIFF 2 FIXE POSITIONEN BOUTON TOURNANT, POIGNÉE NOIR 2 POSITIONS FIXES |
|  | 66SCO015 | SCHAKELMODULE VOOR RAILMONTAGE, 1NO & 1NC SWITCH MODULE FOR RAIL MOUNTING, 1NO & 1NC SCHALTMODUL FÜR SCHIENENMONTAGE, 1NO & 1NC MODULE D'INTERRUPTEUR POUR MONTAGE SUR RAIL, 1NO ET 1NC |

| | Article | Description |
|--|----------|---|
| <p>456172 07-3400-5310 Selector switch I-0-II latching</p>  | 66SCO017 | KEUZESCHAKELAAR I-0-II, 2X BLIJVEND SELECTION SWITCH I-0-II, 2X CONTINUOUS WAHLSCHALTER I-0-II, 2X KONTINUIERLICH COMMUTATEUR DE SÉLECTION I-0-II, 2X CONTINU |
|  | 66SCO020 | SCHAKELMODULE VOOR RAILMONTAGE, 2NO SWITCH MODULE FOR RAIL MOUNTING, 2NO SCHALTMODUL FÜR SCHIENENMONTAGE, 2NO MODULE D'INTERRUPTEUR POUR MONTAGE SUR RAIL, 2NO |
|  | 66SCO023 | DRUKKNOP PUSH BUTTON DRUCKTASTE BOUTON POUSSOIR |
|  | 66SCO081 | KEUZESCHAKELAAR 0-I, BLIJVEND (FLEX+FRONT) SWITCH 0-I, CONTINUOUS (FLEX + FRONT) SCHALTER 0-I, KONTINUIERLICH (FLEX + FRONT) COMMUTATEUR 0-I, CONTINU (FLEX + AVANT) |
|  | 66SCO082 | RELAIS 24VDC / 30-40A RELAIS 24VDC / 30-40A RELAIS 24VDC / 30-40A RELAIS 24VDC / 30-40A |
|  | 66SCO088 | SCHAKELMODULE COMEX FLEX + FRONT MONTAGE, 2NO SWITCH MODULE COMEX FLEX + FRONT MOUNTING, 2NO SCHALTMODUL COMEX FLEX + FRONT MONTAGE, 2NO MODULE INTERRUPTEUR COMEX FLEX + MONTAGE AVANT, 2NO |
|  | 66SCO091 | JUNCTION BOX FOR COMEX-FLEX JUNCTION BOX FOR COMEX-FLEX ANSCHLUSSDOSE FÜR COMEX-FLEX BOÎTE DE JONCTION POUR COMEX-FLEX |

| | Article | Description |
|--|----------|--|
|  | 66SCO093 | SCHAKELMODULE COMEX FLEX+FRONT MONT, NO+NC SWITCH MODULE COMEX FLEX + FRONT MONT, NO + NC SCHALTERMODUL COMEX FLEX + FRONT MONT, NO + NC MODULE DE COMMUTATION COMEX FLEX + AVANT MONT, NO + NC |
|  | 66SCO096 | COMEX KAST ENKELVOUDIG , 4 X M20X1.5 COMEX CABINET SINGLE, 4 X M20X1.5 COMEX SCHRANK EINZEL, 4 X M20X1.5 COMEX SIMPLE CABINE, 4 X M20X1.5 |
|  | 66SCO098 | COMEX KAST TWEEVOUDIG 4 X M20X1.5 COMEX CABINET DOUBLE 4 X M20X1.5 COMEX CABINET DOPPELT 4 X M20X1.5 COMEX ARMOIRE DOUBLE 4 X M20X1.5 |
|  | 66SCO100 | COMEX KAST DRIEVOUDIG 4 X M20X1.5 COMEX CABINET TRIPLE 4 X M20X1.5 COMEX CABINET TRIPLE 4 X M20X1.5 COMEX ARMOIRE TRIPLE 4 X M20X1.5 |
|  | 66SCO101 | COMEX KAST ENKELVOUDIG, 2 X M20X1.5 + AARD COMEX CASE SINGLE, 2 X M20X1.5 + GROUNDING COMEX CASE SINGLE, 2 X M20X1.5 + ERDUNG COMEX CAS SINGLE, 2 X M20X1.5 + MISE À LA TERRE |
|  | 66SCO102 | COMEX KAST TWEEVOUDIG, 2 X M20X1.5 + AARD COMEX CABINET DUPLEX, 2 X M20X1.5 + NATURE COMEX CABINET DUPLEX, 2 X M20X1.5 + NATURE COMEX ARMOIRE DUPLEX, 2 X M20X1.5 + NATURE |
|  | 66SCO103 | COMEX KAST DRIEVOUDIG , 2 X M20X1.5 + AARD COMEX CASE TRIPLE, 2 X M20X1.5 + GROUNDING COMEX CASE TRIPLE, 2 X M20X1.5 + ERDUNG COMEX CASE TRIPLE, 2 X M20X1.5 + MISE À LA TERRE |

ELEKTRISCH - VERLICHTING

| | Article | Description |
|--|----------|--|
|  | 66SCO104 | COMEX KAST DRIEVOUDIG 4 X M20X1.5 + AARD COMEX CABINET TRIPLE 4 X M20X1.5 + EARTH CONNECTION COMEX KAST DRIEVOUDIG 4 X M20X1.5 + AARDAANSLUITING COMEX CABINET TRIPLE 4 X M20X1.5 + MISE À LA TERRE |
|  | 66SCO105 | COMEX KAST TWEEVOUDIG, 4 X M20X1.5 + AARD COMEX CABINET DUPLEX, 4 X M20X1.5 + EARTH CONNECTION COMEX ARMOIRE DUPLEX, 4 X M20X1.5 + MISE À LA TERRE COMEX CABINET DUPLEX, 4 X M20X1.5 + ERDUNGSANSCHLUSS |
|  | 66SCR004 | RELAIS 24V - 2 x 8 AMPERE RELAY 24V - 2 x 8 AMPERE RELAY 24V - 2 x 8 AMPERE RELAIS 24V - 2 x 8 AMPERE |
|  | 66SCR005 | RELAIS MINI VOET PUCH-IN (ONDERDEEL VAN 66SKC008) RELAY MINI FOOT PUCH-IN (PART OF 66SKC008) RELAY MINI FOOT PUCH-IN (TEIL VON 66SKC008) RELAIS MINI PIED PUC-IN (PARTIE DE 66SKC008) |
|  | 66SCR006 | MINIATUURRELAIS BEVESTIGINGSBEUGEL MINIATURE RELAY FIXING BRACKET MINIATUR RELAISBEFESTIGUNGS HALTER SUPPORT DE FIXATION DE RELAIS MINIATURE |
|  | 66STC006 | STEKKER 3-POLIG HELLA PLUG 3-PIN HELLA STECKER 3-PIN HELLA PLUG HELLA À 3 BROCHES |
|  | 66STC018 | STEKKERDOOS 3-POLIG SOCKET BOX 3-PIN STECKDOSENKASTEN 3-PIN BOITIER CONNECTEUR A 3 BROCHES |

ELEKTRISCH - VERLICHTING

| | Article | Description |
|--|----------|--|
|  | 66VAC054 | ACHTERLICHT,6-KAMER MET DRIEHOEK LINKS (VALEO LC7 T4 C 11 C) REAR LIGHT, 6-CHAMBER WITH TRIANGLE LEFT (VALEO LC7 T4 C 11 C) RÜCKLICHT, 6-KAMMERN MIT DREIECK LINKS (VALEO LC7 T4 C 11 C) FEU ARRIÈRE, 6 CHAMBRES AVEC TRIANGLE GAUCHE (VALEO LC7 T4 C 11 C) |
|  | 66VAC058 | ACHTERLICHT ECOPOINT LINKS REAR LIGHT ECOPOINT LEFT RÜCKLICHT ECOPOINT LINKS LUMIÈRE ARRIÈRE GAUCHE ECOPOINT |
|  | 66VAC059 | ACHTERLICHT ECOPOINT RECHTS REAR LIGHT ECOPOINT RIGHT RÜCKLICHT ECOPOINT RECHTS LUMIÈRE ARRIÈRE DROITE ECOPOINT |
|  | 66VAC067 | ACHTERLICHT LED-ECOPOINT, DRIEHOEK, LINKS REAR LIGHT LED ECOPOINT, TRIANGLE, LEFT RÜCKLICHT LED ECOPOINT, DREIECK, LINKS LED ARRIÈRE, TRIANGLE, GAUCHE ECOPOINT |
|  | 66VAC068 | ACHTERLICHT LED-ECOPOINT, DRIEHOEK, RECHTS REAR LIGHT LED ECOPOINT, TRIANGLE, RIGHT RÜCKLICHT LED ECOPOINT, DREIECK, RECHTS LED ARRIÈRE, TRIANGLE, DROITE ECOPOINT |
|  | 66VAC085 | EUROPOINT II LINKS, 1X STANDL. LED EUROPOINT II LEFT, 1X STANDL. LED EUROPOINT II LINKS, 1X STANDL. LED EUROPOINT II GAUCHE, 1X STANDL. LED |
|  | 66VAC086 | EUROPOINT II RECHTS, 1X STANDL. LED EUROPOINT II RIGHT, 1X STANDL. LED EUROPOINT II RECHTS, 1X STANDL. LED EUROPOINT II DROITE, 1X STANDL. LED |


| | Article | Description |
|--|----------|---|
|  | 66VAC090 | 3 KAMER LAMP LED ENKEL 24V 3 CHAMBER LIGHT LED SINGLE 24V 3 KAMMERLEUCHTEN LED EINZEL 24V LUMIÈRE LED A 3 CHAMBRES SINGLE 24V |
|  | 66VAC100 | MISTLAMP LED LED FOG LIGHT LED NEBELLEUCHTE FEU DE BROUILLARD LED |
|  | 66VAC101 | ACHTERUITRIJLAMP LED REVERSING LED LIGHT RÜCKFAHRLEUCHTE LED LED DE LUMIÈRE ARRIÈRE |
|  | 66VAC109 | 3 KAMER LAMP ASPOCK |
|  | 66VAC122 | 3 KAMER LAMP LED 'DURALED COMBI' ,RECHTHOEK 3 ROOM LAMP LED "DURALED COMBI", RECTANGLE 3 ZIMMER LAMPE LED " DURALED COMBI ", RECHTECK LAMPE 3 PIÈCES LED'DURALED COMBI', RECTANGLE |
|  | 66VAC147 | MINI LED II - 3K LAMP - OPEN UITEINDE 12/24V MINI LED II-3K LAMP-OPEN END 12/24V MINI LED II-3K LAMPE-OFFENES ENDE 12/24V MINI LED II-3K LAMP-OPEN END 12/24V |
|  | 66VAC161 | EUROPOINT III LINKS (25-7000-507) EUROPOINT III LEFT (25-7000-507) EUROPOINT III LINKS (25-7000-507) EUROPOINT III GAUCHE (25-7000-507) |

| | Article | Description |
|---|----------|--|
|  | 66VAC162 | EUROPOINT III RECHTS (25-7400-507) EUROPOINT III RIGHT EUROPOINT III RECHTS EUROPOINT III DROIT |
|  | 66VAC164 | EUROPOINT III LINKS, MET BREEDTELICHT EUROPOINT III LEFT, WITH WIDTH LIGHT EUROPOINT III LINKS, MIT BREITE LICHT EUROPOINT III GAUCHE, AVEC LUMIÈRE DE LARGEUR |
|  | 66VAC165 | EUROPOINT III RECHTS, MET BREEDTELICHT EUROPOINT III RIGHT, WITH WIDTH LIGHT EUROPOINT III RECHTS, MIT BREITE LICHT EUROPOINT III DROIT, AVEC LARGEUR DE LARGEUR |
|  | 66VAC166 | EUROPOINT III LED LINKS, MET BREEDTELICHT (25-7020-707) EUROPOINT III LED LEFT, WITH WIDTH LIGHT (25-7020-707) EUROPOINT III LED LINKS, MIT BREITE LICHT (25-7020-707) EUROPOINT III LED GAUCHE, AVEC LUMIÈRE DE LARGEUR (25-7020-707) |
|  | 66VAC167 | EUROPOINT III LED RECHTS, MET BREEDTELICHT (25-7420-707) EUROPOINT III LED RIGHT, WITH WIDTH LIGHT (25-7420-707) EUROPOINT III LED RECHTS, MIT BREITE LICHT (25-7420-707) EUROPOINT III LED DROITE, AVEC LUMIERE DE LARGEUR (25-7420-707) |
|  | 66VAC171 | EUROPOINT III LED LINKS (25-7000-707) EURO POINT III LED LEFT (25-7000-707) EURO POINT III LED LINKS (25-7000-707) EUROPOINT III LED GAUCHE (25-7000-707) |
|  | 66VAC172 | EUROPOINT III LED RECHTS (25-7400-707) EURO POINT III LED RIGHT (25-7400-707) EURO POINT III LED RECHTS (25-7400-707) EURO POINT III LED DROITE (25-7400-707) |

ELEKTRISCH - VERLICHTING

| | Article | Description |
|---|----------|--|
|  | 66VAC188 | ECOLED II LINKS, MET BREEDTELICHT, ECOLED II LEFT, WITH WIDTH LIGHT ECOLED II LINKS, MIT BREITE LICHT ECOLED II LED GAUCHE, AVEC LUMIÈRE DE LARGEUR |
|  | 66VAC189 | ECOLED II RECHTS, MET BREEDTELICHT, ECOLED II RIGHT, WITH WIDTH LIGHT ECOLED II RECHTS, MIT BREITE LICHT ECOLED II DROIT, AVEC LARGEUR DE LARGEUR |
|  | 66VAC200 | ECOLED III LINKS ECOLED III LEFT ECOLED III LINKEN ECOLED III GAUCHE |
|  | 66VAO003 | BESCHERMKAP 5-K LAMPEN PROTECTION CAP 5-K LAMPS SCHUTZKAPPE 5-K LAMPEN CAPUCHON DE PROTECTION LAMPES 5-K |
|  | 66VAO019 | LENS VOOR ACHTERLICHT EUROPOINT II LENS FOR REAR LIGHT EURO POINT II OBJEKTIV FÜR RÜCKLEUCHTE EURO POINT II OBJECTIF POUR LA LUMIÈRE ARRIÈRE EURO POINT II |
|  | 66VAO033 | LENS ASPOCK EUROPOINT III LINKS LENS FOR ASPOCK EUROPOINT III LEFT LENS FÜR ASPOCK EUROPOINT III LINKS LENTILLE ASPOCK EUROPOINT III GAUCHE |
|  | 66VAO034 | LENS VOOR ASPOCK EUROPOINT III RECHTS LENS FOR ASPOCK EUROPOINT III RIGHT OBJEKTIV FÜR ASPOCK EUROPOINT III RECHTS LENTILLE POUR ASPOCK EUROPOINT III DROIT |

ELEKTRISCH - VERLICHTING

| | Article | Description |
|--|----------|---|
|  | 66VKC008 | KASTVERLICHTING TYPE 569 , KABELINFÜHR W10A CABINET LIGHTING TYPE 569, KABELINFÜHR W10A SCHRANKBELEUCHTUNG TYP 569, KABELINFÜHR W10A ÉCLAIRAGE DE COFFRET TYPE 569, KABELINFÜHR W10A |
|  | 66VKC009 | EEX KASTVERLICHTING TYPE 5061 EEX CASE LIGHTING TYPE 5061 EEX-CASE-BELEUCHTUNGSTYP 5061 EEX CASE LIGHTING TYPE 5061 |
|  | 66VKC014 | EX-KASTVERLICHTING , LED-LAMP 24VDC EX-CABINET LIGHTING, LED BULB 24VDC EX- KAMMERBELEUCHTUNG, LED-GLÜHBIRNE 24VDC ÉCLAIRAGE EX-ARMOIRE, AMPOULE LED 24VDC |
|  | 66VNC009 | KENTEKENPLAAT VERLICHTING REGPOINT LED ADR P&R LICENCE PLATE LIGHTING RIGHT, REGPOINT LED ADR P&R NUMMERNSCHILD BELEUCHTUNG RECHTS, REGPOINT LED ADR P&R ÉCLAIRAGE DE PLAQUE D'IMMATRICULATION DROIT, REGPOINT LED ADR P & R |
|  | 66VNC020 | KENTEKENPLAAT VERLICHTING REGPOINT LED ADR LICENSE PLATE LIGHTS REGPOINT LED ADR KENNZEICHENBELEUCHTUNG REGPOINT LED ADR LIGHTS PLAQUE D'IMMATRICULATION REGPOINT LED ADR |
|  | 66VNC024 | KENTEKENPL. VERLICHTING REGPOINT II LED LICENCE PL. LIGHTING REGPOINT II LED NUMMERNSCHILD BELEUCHTUNG REGPOINT II LED ÉCLAIRAGE DE PLAQUE D'IMMATRICULATION REGPOINT II LED |
|  | 66VNC025 | KENTEKENPLAAT VERLICHTING REGPOINT II LED ASS2 LICENSE PLATE LIGHTING REGPOINT II LED ASS2 LIZENZSCHILD BELEUCHTUNG REGPOINT II LED ASS2 ÉCLAIRAGE DE PLAQUE D'IMMATRICULATION REGPOINT II LED ASS2 |

ELEKTRISCH - VERLICHTING

| | Article | Description |
|--|----------|--|
|  | 66VNC030 | KENTEKENPLAAT VERLICHTING RECHT REGPOINT LED ADR P&R LICENSE PLATE LIGHT RIGHT REGPOINT LED ADR P R LIZENZPLATTE LIGHT RECHTS REGPOINT LED ADR P R PLAQUE DE LICENCE LIGHT RIGHT REGPOINT LED ADR P R |
|  | 66VPC014 | ZIJMARKERINGSLAMP AMBER VALEO FE 94 PDK SIDE MARKING LIGHT AMBER VALEO FE 94 PDK SEITENMARKIERUNGS-LEUCHTE BERNSTEINFARBEN VALEO FE 94 PDK LUMIÈRE DE MARQUAGE LATÉRALE AMBRE VALEO FE 94 PDK |
|  | 66VPC064 | ZIJMARKERINGSLICHT LED UNI-POINT ADR 1500MM SIDE MARKING LIGHT LED UNI-POINT ADR 1500MM SEITENMARKIERUNGS-LEUCHTE LED UNI-POINT ADR 1500MM LUMIÈRE DE MARQUAGE LATÉRALE LED UNI-POINT ADR 1500MM |
|  | 66VPC069 | ZIJMARKERINGSLAMP LED HELLA SIDE MARKING LIGHT LED HELLA SEITENMARKIERUNGS-LEUCHTE LED HELLA LUMIÈRE DE MARQUAGE LATÉRALE LED HELLA |
|  | 66VPC072 | POSITIELICHT WIT LED P&R 500 MM ADR UNI-POINT POSITION LIGHT WHITE LED P&R 500 MM ADR UNI-POINT POSITIONSLICHT WEIß LED P&R 500 MM ADR UNI-POINT FEU DE POSITION LED BLANCHE P & R 500 MM ADR UNI-POINT |
|  | 66VPC078 | ZIJMARKERINGSLICHT LED UNI-POINT ADR 1500MM SIDE MARKING LIGHT LED UNI-POINT ADR 1500MM SEITENMARKIERUNGS-LEUCHTE LED UNI-POINT ADR 1500MM LUMIÈRE DE MARQUAGE LATÉRALE LED UNI-POINT ADR 1500MM |
|  | 66VPC079 | POSITIELICHT WIT LED P&R 500 MM ADR INBOUW POSITION LIGHT WHITE LED P&R 500 MM ADR BUILT-IN POSITIONSLICHT WEIß LED P&R 500 MM ADR EINGEBAUTE FEU DE POSITION LED BLANCHE P & R 500 MM ADR INTEGRE |

ELEKTRISCH - VERLICHTING

| | Article | Description |
|---|----------|---|
|  | 66VPC080 | BREEDTELICHT LINKS SUPERPOINT II RT/WS ADR WIDTH LIGHT LEFT SUPERPOINT II RT/WS ADR BREITE LICHT LINKS SUPERPOINT II RT/WS ADR LUMIÈRE DE LARGEUR GAUCHE SUPERPOINT II RT / WS ADR |
|  | 66VPC081 | BREEDTELICHT RECHTS SUPERPOINT II RT/WS ADR WIDTH LIGHT RIGHT SUPERPOINT II RT/WS ADR BREITE LICHT RECHTS SUPERPOINT II RT/WS ADR LUMIÈRE DE LARGEUR DROITE SUPERPOINT II RT / WS ADR |
|  | 66VPC095 | BREEDTELICHT LED SUPERPOINT III RT/WS ADR (RECHTS) WIDTH LIGHT LED SUPERPOINT III RT/WS ADR BREITE LICHT LED SUPERPOINT III RT/WS ADR LUMIÈRE DE LARGEUR SUPERPOINT III RT / WS ADR |
|  | 66VPC096 | BREEDTELICHT LED SUPERPOINT III RT/WS ADR (LINKS) WIDTH LIGHT LED SUPERPOINT III RT/WS ADR BREITE LICHT LED SUPERPOINT III RT/WS ADR LUMIÈRE DE LARGEUR SUPERPOINT III RT / WS ADR |
|  | 66VPC097 | MONTAGESTEUN, RUBBER, VOOR UNIPOINT OP BUIS 42 MOUNTING BRACKET, RUBBER, FOR UNIPOINT ON PIPE 42 HALTERUNG, GUMMI, FÜR UNIPOINT AUF ROHR 42 SUPPORT DE MONTAGE EN CAOUTCHOUC POUR UNIPOINT SUR TUYAU 42 |
|  | 66VPC107 | ZIJMARKERINGSLICHT LED UNI-POINT ORANJE ADR 1500MM (ZONDER STEUN) SIDE MARKING LIGHT LED UNI-POINT ADR 1500MM (WITHOUT BRACKET) SEITENMARKIERUNGS-LEUCHTE LED UNI-POINT ADR 1500MM (OHNE HALTERUNG) LUMIÈRE DE MARQUAGE LATÉRALE LED UNI-POINT ADR 1500MM (SANS SUPPORT) |
|  | 66VPC108 | POSITIELICHT WIT LED 1500MM ADR UNIPOINT (ZONDER STEUN) POSITION LIGHT WHITE LED 1500MM ADR UNIPOINT (WITHOUT BRACKET) POSITIONSLICHT WEIß LED 1500MM ADR UNIPOINT (OHNE HALTERUNG) FEU DE POSITION BLANC LED 1500MM ADR UNIPOINT (SANS SUPPORT) |

ELEKTRISCH - VERLICHTING

| | Article | Description |
|---|----------|--|
|  | 66VPC125 | BREEDTELICHT LED SUPERPOINT III RT/WS ADR - LINKERZIJDE (MET BEKABELING) WIDTH LIGHT LED SUPER POINT III RT/WS ADR LEFT (WITH CABLING) BREITE LICHT-LED SUPER PUNKT III RT/WS ADR LINKS (MIT VERKABELUNG) LARGEUR LED SUPER POINT III RT/WS ADR GAUCHE (AVEC CÂBLAGE) |
|  | 66VPC126 | BREEDTELICHT LED SUPERPOINT III RT/WS ADR - RECHTERZIJDE (MET BEKABELING) WIDTH LIGHT LED SUPER POINT III RT/WS ADR-RIGHT SIDE (WITH CABLING) BREITE LICHT-LED SUPER POINT III RT/WS ADR-RECHTE SEITE (MIT VERKABELUNG) LARGEUR LED SUPER POINT III RT/WS ADR-CÔTÉ DROIT (AVEC CÂBLAGE) |
|  | 66VPC141 | POSITIELICHT WIT LED 500MM ADR UNIPOINT POSITION LIGHT WHITE LED 500MM ADR UNIPOINT POSITIONSLICHT WEIß LED 500MM ADR UNIPOINT FEU DE POSITION BLANC LED 500MM ADR UNIPOINT |
|  | 66VPC149 | BREEDTELICHT SUPERPOINT III RT/WS ADR RECHTS WIDTH LIGHT SUPERPOINT III RT/WS ADR RIGHT BREITE LICHT SUPERPOINT III RT/WS ADR RECHTS LUMIÈRE DE LARGEUR SUPERPOINT III RT / WS DROIT |
|  | 66VPC152 | BREEDTELICHT SUPERPOINT II RT/WS ADR (RECHTS) WIDTH LIGHT SUPERPOINT II RT/WS ADR BREITE LICHT SUPERPOINT II RT/WS ADR LUMIÈRE DE LARGEUR SUPERPOINT II RT / WS |
|  | 66VPC153 | BREEDTELICHT SUPERPOINT II RT/WS ADR (LINKS) WIDE LIGHT SUPERPOINT II RT / WS ADR (LINKS) BREITBELEUCHTUNG SUPERPOINT II RT / WS ADR (LINKS) SUPERPOINT LUMINEUX II RT / WS ADR (LIENS) |
|  | 66VPC155 | BREEDTELICHT LED SUPERPOINT LINKS - IV RT/WS ADR WIDTH LIGHT LED SUPERPOINT LEFT - IV RT/WS ADR BREITE LICHT LED SUPERPOINT LINKS - IV RT/WS ADR LUMIÈRE DE LARGEUR LED GAUCHE SUPERPOINT II RT / WS |

ELEKTRISCH - VERLICHTING

| | Article | Description |
|---|----------|--|
|  | 66VPC156 | BREEDTELICHT LED SUPERPOINT RECHTS - IV RT/WS ADR WIDTH LIGHT LED SUPERPOINT RIGHT - IV RT/WS ADR BREITE LICHT LED SUPERPOINT RECHTS - IV RT/WS ADR LUMIÈRE DE LARGEUR LED DROITE SUPERPOINT II RT / WS |
|  | 66VPO029 | HOUDER MARKERINGSLAMP UNI POINT 90° HOLDER MARKING LIGHT UNI POINT 90° HALTER MARKIERUNGS-LEUCHTE UNI POINT 90° LUMIÈRE DE MARQUAGE DE SUPPORT UNI POINT 90 ° |
|  | 66VPO032 | HOUDER MARKERINGSLAMP UNI POINT 90° HOLDER TAG/SIDE LAMP UNI POINT 90° HALTERTAG / SEITENLEUCHTE UNI POINT 90° PORTE ETIQUETTE / LAMPE LATERALE UNI POINT 90° |
|  | 66VTC021 | MINI LED II - ACHTERUIRIJLAMP 12/24V MINI LED II - REAR / BACKWARD LIGHT 12 / 24V MINI LED II - RÜCKEN- / RÜCKFAHRENLEUCHTE 12 / 24V MINI LED II - LUMINAIRE ARRIÈRE / ARRIÈRE 12 / 24V |
|  | 66VWC020 | WERKLAMP, ACHTERUITRIJLAMP WORK LIGHT, REVERSE LIGHT ARBEITSLICHT, RÜCKFAHRSCHEINWERFER LUMIÈRE DE TRAVAIL, LUMIÈRE INVERSÉE |
|  | 66VWC027 | OVAAL LED ACHTERUITRIJLAMP (MET KABEL 2,5MTR) OVAL LED REVERSE LIGHT OVAL LED RÜCKFAHRSCHEINWERFER LED DE REcul OVALE |
|  | 66VWC028 | ROND LED WERKLAMP 650 LUMEN AROUND LED WORK LIGHT 650 LUMEN AROUND LED ARBEITSLICHT 650 LUMEN LAMPE DE TRAVAIL CIRCULAIRE LED 650 LUMEN |

| | Article | Description |
|---|----------|--|
|  | 66VWO003 | |
|  | 66VZC019 | FLITSLAMP , LED , ORANJE FLASHER LIGHT, LED, ORANGE BLINKERLEUCHTE, LED, ORANGE CLIGNOTANT, LED, ORANGE |
|  | 66ZOE002 | ACHTERUITRIJ ALARM 24 VOLT (75-0000-007) REVERSE ALARM 24 VOLT (75-0000-007) RÜCKWÄRTSGANG-SUMMER 24 VOLT (75-0000-007) ALARME DE REcul 24 VOLTS (75-0000-007) |
|  | 67BUM033 | OPVULBUSJE BEVESTIGING BREEDTELICHT FILL TUBE ATTACHMENT WIDTH LIGHT FÜLLROHR BEFESTIGUNG BREITE LICHT TUBE POUR ATTACHE LUMIERE DE LARGEUR |
|  | 71VPC151 | VLOTTER ADDITIEF POMP FLOAT ADDITIVE POMP TREIBADDITIVPUMPE FLOTTEUR POMPE ADDITIVE |
|  | 72OGO003 | FLOWCHECK SENSOR FCS21 |
|  | 72VMC032 | SONDE EEXDII C T6, PYR-PT100 - AANSLUITING 3/4" BSP PROBE EEXDII C T6, PYR-PT100 - CONNECTION 3/4" BSP PROBE EEXDII C T6, PYR-PT100 - ANSCHLUSS 3/4" BSP SONDE EEXDII C T6, PYR-PT100 - RACCORDEMENT 3/4" BSP |





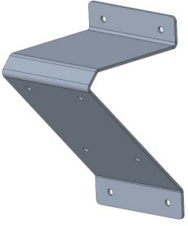


| | Article | Description |
|--|----------|--|
|  | 72VMC038 | TEMPERATUUR SONDE, TWE 60A1 + VERZEGELBLOK TEMPERATURE PROBE, TWE 60A1 + SEAL BLOCK TEMPERATURFÜHLER, TWE 60A1 + DICHTUNGS BLOCK SONDE DE TEMPÉRATURE, TWE 60A1 + BLOC D'ÉTANCHÉITÉ |
|  | 72VMC073 | SMITH T20-J (10 BAR)+PULSGEVER THS (MID) - DCM 092770 SMITH T20-J (10 BAR) + PULSE GEVER THS (MID) - DCM 092770 SMITH T20-J (10 bar) + Impulsgeber (MID) - DCM 092770 SMITH T20-J (10 BAR) + PULSE À GAUCHE THS (MOYEN) - DCM 092770 |
|  | 72VMC100 | EMIS INTERFACE VOOR MULTIFLOW (EX UITVOERING) EMIS INTERFACE FOR MULTIFLOW (EX EXECUTION) EMIS-SCHNITTSTELLE FÜR MULTIFLOW (EX-AUSFÜHRUNG) INTERFACE EMIS POUR MULTIFLOW (EX EXECUTION) |
|  | 72VMC155 | SEN-DR-U 295 : PRINTER A5, 24 V ,(EPSON) DCM 101802 SEN-DR-U 295: PRINTER A5, 24 V, (EPSON) DCM 101802 SEN-DR-U 295: DRUCKER A5, 24 V, (EPSON) DCM 101802 SEN-DR-U 295: IMPRIMANTE A5, 24 V, (EPSON) DCM 101802 |
|  | 72VMC157 | SMITH T40-J (10 BAR)+PULSGEVER THS (MID) SMITH T40-J (10 BAR) + PULSE GEVER THS (MID) SMITH T40-J (10 bar) + Impulsgeber (MID) SMITH T40-J (10 BAR) + PULSE À GAUCHE THS (MOYEN) |
|  | 72VMC180 | SEN-MFLOW-1A-BE / VERSIE 5 (MID) SEN-MFLOW-1A-BE / VERSION 5 (MID) SEN-MFLOW-1A-BE / VERSION 5 (MID) SEN-MFLOW-1A-BE / VERSION 5 (MID) |
|  | 72VMC287 | NOODVOEDING / TESTVOEDING SEN-MF-EPS EMERGENCY EQUIPMENT / TEST FOOD SEN-MF-EPS SICHERHEITSAUSRÜSTUNG / TEST FOOD SEN-MF-EPS ÉQUIPEMENT D'URGENCE / ALIMENTATION D'ESSAI SEN-MF-EPS |

| | Article | Description |
|--|----------|---|
|  | 72VMC308 | EPSON DOTMATRIX SLIPPRINTER RS-232 |
|  | 73BLS006 | OVERBRUGGINGSSCHAKELAAR TW902+TW901 (Alfons haar) BRIDGING SWITCH TW902+TW901 (Alfons haar) BRIDGING SWITCH TW902+TW901 (Alfons haar) INTERRUPTEUR DE BRIDAGE TW902 + TW901 (Alfons haar) |
|  | 73BLS009 | STEKKER, TW 903, HAAR 00620 PLUG, TW 903, HAAR 00620 STECKER, TW 903, HAAR 00620 BOUCHON, TW 903, HAAR 00620 |
|  | 73BOV002 | 5-DRAADS OPTISCHE SONDE SCULLY L=15" 5-WIRE OPTICAL PROBE SCULLY L=15" 5-DRÄHTIGE OPTISCHE SONDE SCULLY L=15" SONDE OPTIQUE À 5 FILS SCULLY L = 15 " |
|  | 73BOV005 | DRUKSCHAKELAAR, SCULLY M20 X 1.5 PRESSURE SWITCH, SCULLY M20 X 1.5 DRUCKSCHALTER, SCULLY M20 X 1.5 INTERRUPTEUR DE PRESSION SCULLY M20 X 1.5 |
|  | 73BOV007 | AARDE BOUT / DRAADAANSLUITING 1/2-13 UNC LENGTE 36" GROUNDING BOLT/WIRE CONNECTION 1/2-13 UNC LENGTH 36" ERDUNGSBOLZEN/DRAHTVERBINDUNG 1/2-13 UNC LÄNGE 36" BOULON DE MISE À LA TERRE / RACCORDEMENT DES FILS 1 / 2-13 UNC LONGUEUR 36 " |
|  | 73BOV028 | STEKKER, (MANNELIJK) TW 901/905 PLUG (MALE) TW 901/905 STECKER (MÄNNLICH) TW 901/905 BOUCHON (MÂLE) TW 901/905 |

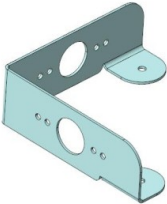
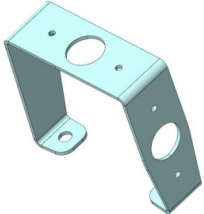

| | Article | Description |
|--|------------|--|
|  | 73BOV066 | REMOTE LEVEL CONTROL - SECU-T SET |
|  | 73BOV116 | OPTISCHE SOCKET MET DRUKSCHAKELAAR (SCULLY 09361) OPTICAL SOCKET WITH PRESSURE SWITCH (SCULLY 09361) OPTISCHER SOCKEL MIT DRUCKSCHALTER (SCULLY 09361) DOUILLE OPTIQUE AVEC PRESSOSTAT (SCULLY 09361) |
|  | 73BOV122 | OPTIC SOCKET, 10 PIN, 4J SLOTEN +PR OPTIC SOCKET, 10 PIN, 4J LOCKS + PR LWL-BUCHSE, 10-POLIG, 4J SCHLÖSSER + PR DOUILLE OPTIQUE, 10 GOUPILLE, SERRURES DE 4J + PR |
|  | 73BOV155 | TVC HANDZENDER TV4-TXM/H TVC HAND-TRANSMITTER TV4-TXM / H TVC-HANDESENDER TV4-TXM / H TVC TRANSMETTEUR À MAIN TV4-TXM / H |
|  | 73BOV186 | 2-WIRE OPTIC - 1 COMPARTMENT EMCO 2-WIRE OPTIC-1 COMPARTMENT EMCO 2-LEITER OPTIK-1 FACH EMCO 2-WIRE OPTICS-1 COMPARTIMENT EMCO |
|  | A0J0000905 | ASPOCK VERSTERKINGSPLAAT ASPOCK REINFORCEMENT PLATE ASPOCK VERSTÄRKUNGSPLATTE PLAQUE DE RENFORT ASPOCK |
|  | A0M0000005 | ZIJMARKERBEVESTIGING SIDE MARKER MOUNT SEITENMARKIERUNGSMONTAGE SUPPORT DE MARQUEUR LATÉRAL |

| | Article | Description |
|---|------------|---|
|  | A0R0000029 | MONTAGE>ELEX MOUNT>ELEX MOUNT>ELEX MONTAGE>ELEX |
|  | A0S0000003 | BEVESTIGING>ACHTERSCHERM/BUZZER MOUNT>TAILGUARD/BUZZER MONTAGE>HECKSCHUTZ/SUMMER MONTAGE>GUARD/BUZZER |
|  | A0S0000101 | MONTAGEPLAAT ZWAAILAMP TEGEN BUMPER MOUNTING PLATE FLASHING LIGHT AGAINST BUMPER PLAQUE DE MONTAGE BELLE POUTRE CONTRE PARE-CHOC PLAQUE DE MONTAGE BELLE POUTRE CONTRE PARE-CHOC |
|  | A0S0000113 | STEUN>AFTAKDOOS[TRUCKLITE] SUPPORT>JUNCTIONPLATE[TRUCKLITE] UNTERSTÜTZUNG>VERBINDUNGSPLATTE[TRUCKLITE] SUPPORT>PLAQUE DE JONCTION[TRUCKLITE] |
|  | A0S0000120 | STEUN>ZIJMARKERLAMP[TRUCK LITE] SUPPORT>SIDEMARKERLAMP[TRUCKLITE] UNTERSTÜTZUNG>SEITENMARKIERUNGSLEUCHTE[TRUCK LITE] SUPPORT>FEU DE POSITION LATÉRAL [TRUCK LITE] |
|  | A0S0000121 | STEUN>ZIJMARKERLAMP[TRUCK LITE] SUPPORT>SIDEMARKERLAMP[TRUCKLITE] UNTERSTÜTZUNG>SEITENMARKIERUNGSLEUCHTE[TRUCK LITE] SUPPORT>FEU DE POSITION LATÉRAL [TRUCK LITE] |
|  | A1J0001456 | ZIJMARKERINGSTEUN>KOPPELSECTIE>L SIDE MARKER SUPPORT>COUPLING SECTION>L SEITENMARKIERUNGSHALTER>KUPPLUNGSABSCHNITT>L SUPPORT DE MARQUEUR LATÉRAL>SECTION D'ACCOUPEMENT>L |

ELEKTRISCH - VERLICHTING




| | Article | Description |
|---|------------|--|
|  | A1J0001457 | ZIJMARKERINGSTEUN>KOPPELSECTIE>R SIDE MARKER SUPPORT>COUPLING SECTION>R SEITENMARKIERUNGSHALTER>KUPPLUNGSABSCHNITT>R SUPPORT DE MARQUEUR LATÉRAL>SECTION D'ACCOUPEMENT>R |
|  | A1J0001770 | KABELGELEIDER CABLE GUIDE KABELFÜHRUNG GUIDE-CÂBLE |
|  | A1J0002469 | |
|  | A1J0002648 | STEUN>WERKLICHT>ZIJBESCHERMING SUPPORT>WORK LIGHT>SIDE GUARD HALTER>ARBEITSLICHT>SEITENSCHUTZ SUPPORT>LAMPE DE TRAVAIL>PROTECTION LATÉRALE |
|  | A1J0003215 | BEVESTIGING VERDEELDOOS ASPOCK OPBOUW CONFIRMATION DISTRIBUTION BOX ASPOCK SURFACE MOUNTING BEFESTIGUNG DES VERTEILERKASTEN ASPOCK AUFPUTZMONTAGE FIXATION DU BOÎTIER DE DISTRIBUTION ASPOCK EN SAILLIE |
|  | A1J0003489 | C2.PLATE-SS[1.4301];T2 BEV. BREEDTELICHT OPBOUW VOLVO/SCANIA C2.PLATE-SS[1.4301];T2MOUNTING WIDE LIGHT VOLVO/SCANIA C2.PLATTE-SS[1.4301];T2BELEUCHTUNG FÜR BREITSCHINWERFER VOLVO/SCANIA C2.PLATE-SS[1.4301];T2FIXATION LARGE POUR FEU VOLVO/SCANIA |
|  | A1M0000057 | STEUN>ZIJMARKERING[ASPOCK] MOUNT>SIDEMARKER[ASPOCK] MONTAGE>SEITENMARKIERUNG[ASPOCK] MONTAGE>MARQUE LATÉRALE[ASPOCK] |

| | Article | Description |
|---|------------|---|
|  | A1M0000076 | MONTAGEPLAAT BREEDTELICHT VTECH MOUNTING PLATE SIDE LIGHT VTECH MONTAGEPLATTE SEITENLICHT VTECH PLAQUE DE MONTAGE LUMIÈRE LATÉRALE VTECH |
|  | A1M0000087 | MONTAGE>ZIJMARKERING MOUNT>SIDE MARKER MONTAGE>SEITENMARKIERUNG MONTAGE>MARQUEUR LATÉRAL |
|  | A1R0000086 | SMARTBOARD>BEUGEL SMARTBOARD>BRACKET SMARTBOARD>HALTERUNG SMARTBOARD>Support |
|  | A1R0000094 | 3/2 RICHT. BEDIENING+3/2 MAGNEETKLEP>BEUGEL 3/2 DIR. CONTROL+3/2 SOLENOID VALVE>BRACKET 3/2 DIR. STEUERUNG+3/2-MAGNETVENTIL>HALTERUNG 3/2 DIR. COMMANDE+ELECTROVANNE 3/2>Support |
|  | A1R0000100 | BEVESTIGING SMARTBOARD SMARTBOARD MOUNTING SMARTBOARD-MONTAGE MONTAGE SUR TABLEAU INTELLIGENT |
|  | A1S0000002 | BEVESTIGING ASPOCK DOOS BUMPER ATTACHMENT ASPOCK BOX BUMPER ASPOCK BOX-STOßSTANGE BEFESTIGUNG FIXATION ASPOCK BOITE PARE-CHOCS |
|  | A1S0000070 | BEVESTIGINGSPLAAT AFTAKDOOS CONNECTION PLATE T-OFF BOX ANSCHLUSSPLATTE T-OFF-BOX PLAQUE DE CONNEXION T-OFF BOX |

| | Article | Description |
|---|------------|--|
|  | A1S0000327 | LED LAMP STEUNBEUGEL LED LAMP SUPPORT BRACKET HALTERUNG FÜR LED-LAMPEN SUPPORT LAMPE LED |
|  | A2J0001522 | MONTAGEPLAAT>ZIJMARKERING MOUNTING PLATE>SIDE MARKING MONTAGEPLATTE>SEITENMARKIERUNG PLAQUE DE MONTAGE>MARQUAGE LATÉRAL |
|  | A2M0000057 | ZIJ+VOORMARKER STEUN SIDE+FRONT MARKER SUPPORT SEITEN- UND FRONTMARKIERUNGSUNTERSTÜTZUNG SUPPORT DE MARQUE LATÉRAL+AVANT |
|  | A2M0000066 | WERKLAMPHOUDER>BUMPER WORK LIGHT HOLDER>BUMPER ARBEITSLICHTHALTER>STOßSTANGE SUPPORT DE LAMPE DE TRAVAIL>PARE-CHOCS |
|  | A2M0000109 | MONTAGE ASPOCK DOOS ASSEMBLY ASPOCK BOX BOITE ASPOCK ASSEMBLAGE BOITE ASPOCK ASSEMBLAGE |
|  | A3J0001495 | STEUN LAMP OP FIETSENVANGER SUPPORT LAMP ON SIDE GUARD STÜTZLEUCHTE AM SEITENSCHUTZ LAMPE DE SUPPORT SUR LA PROTECTION LATÉRALE |
|  | A3J0005079 | ARM INTREKBARE LAMP ARM RETRACTABLE LAMP EINZIEHBARE LAMPE MIT ARM LAMPE À BRAS RÉTRACTABLE |

| | Article | Description |
|---|------------|---|
|  | A3L0001439 | ARM>INTREKBARE LAMP LINKS ARM>RETRACTABLE LAMP LEFT ARM>EINZIEHBARE LAMPE LINKS BRAS>LAMPE ESCAMOTABLE GAUCHE |
|  | A3L0001574 | ARM>INTREKBARE LAMP RECHTS ARM>RETRACTABLE LAMP RIGHT ARM>EINZIEHBARE LAMPE RECHTS BRAS>LAMPE ESCAMOTABLE DROITE |
|  | A3M0000123 | MONTAGE>ZIJMARKERING[ASPOCK] MOUNT>SIDEMARKER[ASPOCK] MONTAGE>SEITENMARKIERUNG[ASPOCK] MONTAGE>MARQUE LATÉRALE[ASPOCK] |
|  | A3M0000166 | MONTAGEPLAAT BREEDTELICHT SIDE MARKER MOUNTING PLATE BREITE LICHT-MONTAGEPLATTE PLAQUE DE MONTAGE DE LUMIÈRE LARGE |
|  | A3S0000047 | MONTAGEPLAAT ZOEMER MOUNTING PLATE BUZZER MONTAGEPLATTE SUMMER PLAQUE DE MONTAGE SONORE |
|  | A7M0000056 | MONTAGEPLAAT>VERDEELDOOS MOUNTING PLATE>DISTRIBUTION BOX MONTAGEPLATTE>VERTEILERKASTEN PLAQUE DE MONTAGE>BOITE DE DISTRIBUTION |
|  | A7R0000141 | MONTAGEPLAAT VERDEELDOOS DISTRIBUTION BOX MOUNTING PLATE MONTAGEPLATTE VERTEILERKASTEN PLAQUE DE MONTAGE BOÎTE DE DISTRIBUTION |

| | Article | Description |
|---|------------|--|
|  | A7R0000387 | BESCHERMINGSRUBBER L440 PROTECTION RUBBER L440 SCHUTZGUMMI L440 CAOUTCHOUC DE PROTECTION L440 |
|  | A7R0000473 | BESCHERMINGSRUBBER L500 PROTECTION RUBBER L500 SCHUTZGUMMI L500 CAOUTCHOUC DE PROTECTION L500 |
|  | A7S0000039 | BEVESTIGINGSBEUGEL BAND PILOT SYSTEEM MOUNTING BRACKET TIRE PILOT SYSTEM MONTAGEHALTER REIFENPILOTSYSTEM SUPPORT DE MONTAGE SYSTÈME PILOTE DE PNEU |
|  | A7S0000069 | MONTAGEPLAAT VERSTRALER MOUNTING PLATE SPOTLIGHT MONTAGEPLATTE SCHEINWERFER PLAQUE DE MONTAGE SPOT |
| | M0R0246A | GEPLOOIDE PLAAT 408x350x4 BEVESTIGING REM- EN LICHT AANSLUITING - OPBOUW FOLDED PLATE 408x350x4MOUNTING BRAKE AND LIGHT CONNECTION - SURFACE MOUNTING Gekantete Platte 408x350x4BESTÄTIGUNG BREMS- UND LICHTANSCHLUSS - AUFBAUMONTAGE ASSIETTE PLIÉE 408x350x4CONFIRMATION DE LA CONNEXION DU FREIN ET DE L'ÉCLAIRAGE - MONTAGE EN SAILLIE |
| | M1J0938A | BEVESTIGING WERKLAMP ONDER SLANGBAK MOUNTING WORK LIGHT UNDER HOSE BOX MONTAGE DER ARBEITSLEUCHTE UNTER DEM SCHLAUCHKASTEN MONTAGE DE LA LAMPE DE TRAVAIL SOUS LE BOÎTIER DE TUYAUX |
|  | OND54023 | STANDAARD CONTACTELEMENT "S" STANDARD CONTACTELEMENT "S" STANDARD-KONTAKTELEMENT "S" ÉLÉMENT DE CONTACT STANDARD "S" |

| | Article | Description |
|---|-----------|---|
|  | OND54025 | STANDAARD CONTACTELEMENT "O" |
|  | OND801501 | INSTEKRELAIS T+LED+DIODE+MI 24VDC FINDER. |
|  | OND805053 | BEDIENINGS KAST MET 1 GAT CONTROL CABINET WITH 1 HOLE SCHALTSCHRANK MIT 1 LOCH ARMOIRE DE COMMANDE AVEC 1 TROU |

LUCHT - PNEUMATISCHE REM- & VERINGONDERDELEN

| | Article | Description |
|--|----------|--|
|  | 65BSP007 | REMSPIRAAL, GEEL 20 WIN.2 X KOPPEL. M 16X1,5 BRAKE SPIRAL, YELLOW 20 WIN.2 X COUPLING. M 16X1.5 BREMSSPIRALE, GELB 20 WIN.2 X KUPPLUNG. M 16X1.5 SPIRALE DE FREIN, JAUNE 20 WIN.2 X RACCORD. M 16X1.5 |
|  | 65BSP008 | REMSPIRAAL, ROOD, 20 WIN.2 X KOPPEL. M 16X1,5 BRAKE SPIRAL, RED, 20 WIN.2 X COUPLING. M 16X1.5 BREMSSPIRALE, ROT, 20 WIN.2 X KUPPLUNG. M 16X1.5 SPIRALE DE FREIN, ROUGE, 20 WIN.2 X RACCORD. M 16X1.5 |
|  | 65CIL013 | DUBBELWERKENDE CILINDER ISO 6431 63/250 DOUBLE ACTING CYLINDER ISO 6431 63/250 DOPPELT WIRKENDER ZYLINDER ISO 6431 63/250 CYLINDRE À DOUBLE EFFET ISO 6431 63/250 |
|  | 65LBE001 | HOOGTEREGELAAR BEVESTIGING HEIGHT REGULATOR ATTACHMENT HÖHENREGLER-BEFESTIGUNG ATTACHMENT DE RÉGULATEUR DE HAUTEUR |
|  | 65LBE002 | HOOGTEREGELAAR BEVESTIGING RING GAGE ASSEMBLY -Q GESTAENGE LEVIER ELASTIQUE |
|  | 65LHD003 | 6/5 WEGVENTIEL WABCO - HEFFEN / DALEN ROTARY SLIDE VALVE DREHSCHIEBERVENTIL VALVE |
|  | 65LHD009 | HEF-DAALVENTIEL COLAS + RTR-PUSH IN - DIN BAJ LIFT-LOWER VALVE COLAS + RTR-PUSH IN - DIN BAJ LIFT-LOWER VENTIL COLAS + RTR-PUSH IN - DIN BAJ VALVE INFÉRIEURE COLAS + RTR-PUSH IN - DIN BAJ |

LUCHT - PNEUMATISCHE REM- & VERINGONDERDELEN

| | Article | Description |
|---|----------|---|
|  | 65LHD012 | HEF-DAALVENTIEL E-TASC VOORGEMONTEERD TRAILER AIR SUSPENSION CONTROL REGELVENTIL FUER ANHAENGER-LUF VALVE ETASC POUR TUBE 9/12 |
|  | 65LHR010 | HOOGTEREGELAAR MET PUSH-IN 380 L / MIN. HEIGHT REGULATOR WITH PUSH-IN 380 L/MIN. HÖHENREGLER MIT PUSH-IN 380 L/MIN. RÉGULATEUR DE HAUTEUR AVEC POUSSÉE DE 380 L / MIN. |
|  | 65LHR017 | HOOGTEREGELAAR MET SPER MET KOPPELINGEN CHASSIS LEVELLING VALVE+CUT-OFF NIVEAUREGELVENTIL CHASSIS LEVELLING VALVE |
|  | 65LLA009 | LIFTASKLEP ELEKTRISCH 1-KRINGS (463 084 031 0) LIFT AXLE CONTROL VALVE LIFTACHS-STEUERVENTIL VRE ELECTRIQUE |
|  | 65LLA012 | LIFTASKLEP LACV-IC IMPULSGESTUURD (WABCO 463 084 100 0) LIFT AXLE CONTROL VALVE LIFTACHSSTEUERVENTIL VALVE (CONTROLE) ESSIEU LEVABL |
|  | 65LLA014 | LIFTAS KLEP ILAS-E+ - BAJ. PUSH IN 6 POORTEN LIFT AXIS VALVE ILAS-E + - BAJ. PUSH IN 6-HOLE HUBACHSENVENTIL ILAS-E + - BAJ. PUSH-IN 6-LOCH SOUPAPE AXE DE LEVAGE ILAS-E + - BAJ. PUSH-IN 6 TROUS |
|  | 65M2W003 | OF-VENTIEL 1/8" (WISSELVENTIEL) OF VALVE 1/8" (EXCHANGE VALVE) OF VENTIL 1/8" (UMSCHALTVENTIL) SOUPAPE OF 1/8 "(VANNE D'ECHANGE) |

LUCHT - PNEUMATISCHE REM- & VERINGONDERDELEN

| | Article | Description |
|--|----------|--|
|  | 65M2W006 | OF-VENTIEL 1/8" (WISSELVENTIEL) OR VALVE 1/8" (EXCHANGE VALVE) ODER VENTIL 1/8 "(AUSTAUSCHVENTIL) OU VALVE 1/8 "(VALVE D'ÉCHANGE) |
|  | 65M32002 | 3/2 WEGVENTIEL EUROPA 3/2 DIRECTIONAL CONTROL VALVE EUROPE 3/2 WEGVENTIL EUROPA 3/2 SOUPAPE DE COMMANDE DIRECTIONNELLE EUROPE |
|  | 65M32004 | 3/2 WEGKLEP 3/2 DIRECTIONAL CONTROL VALVE 3/2-WEGEVENTIL VALVE DE COMMANDE |
|  | 65M32008 | 3/2 KLEP,AIR INTERLOCK VALVE,OPW 0200 3/2 VALVE, AIR INTERLOCK VALVE, OPW 0200 3/2 VENTIL, LUFTVERRIEGELUNGSVENTIL, OPW 0200 VALVE 3/2, VANNE D'INTERVERROUILLAGE A AIR, OPW 0200 |
|  | 65M32010 | 3/2 KLEP, VA13-LRS, MET AANSLAGROL 3/2 VALVE, VA13-LRS, WITH DEPTH STOP 3/2 VENTIL, VA13-LRS, MIT TIEFENANSCHLAG VALVE 3/2, VA13-LRS, AVEC ARRETOIR DE PROFONDEUR |
|  | 65M32015 | 3/2 KLEP,VOOR PANEELMONTAGE,ZWARTE KNOP 3/2 VALVE, FOR PANEL MOUNTING, BLACK BUTTON 3/2 VENTIL, FÜR TAFELEINBAU, SCHWARZE TASTE VALVE 3/2, POUR MONTAGE SUR PANNEAU, BOUTON NOIR |
|  | 65M32016 | 3/2 KLEP,VOOR PANEELMONTAGE, RODE KNOP 3/2 VALVE, FOR PANEL MOUNTING, RED BUTTON 3/2 VENTIL, FÜR TAFELEINBAU, ROTE TASTE VALVE 3/2, POUR MONTAGE SUR PANNEAU, BOUTON ROUGE |

LUCHT - PNEUMATISCHE REM- & VERINGONDERDELEN

| | Article | Description |
|---|----------|---|
|  | 65M32017 | 3/2 KLEP - HALDEX 352 053 001 3/2 VALVE - HALDEX 352 053 001 3/2 VENTIL - HALDEX 352 053 001 VALVE 3/2 - HALDEX 352 053 001 |
|  | 65M32027 | 3/2 KLEP, 1/8" M., LUCHTBEDIEND 3/2 VALVE, 1/8" M, AIR-SERVING 3/2 VENTIL, 1/8" M., LUFTWEGUNG 3/2 VALVE, 1/8" M., AIR-SERVING |
|  | 65M32030 | 3/2 KLEP, NORGREN , LUCHTBEDIEND , VEERRETOUR 3/2 VALVE, NORGREN, AIR-OPERATED, SPRING RETURN 3/2 VENTIL, NORGREN, LUFTBETRIEBEN, FEDERRÜCKLAUF 3/2 VALVE, NORGREN A AIR, RETOUR A RESSORT |
|  | 65M32032 | 3/2 WEGVENTIEL - WABCO 4630360160 3/2 ROAD VALVE - WABCO 4630360160 3/2 AUS VENTIL - WABCO 4630360160 3/2 OFF VALVE - WABCO 4630360160 |
|  | 65M32040 | 3/2 KLEP, 1/8" M ,DRUKNOPBEDIEND, VEERRETOUR 3/2 VALVE, 1/8" M, PRESS-BUTTON OPERATED, SPRING RETURN 3/2 VENTIL, 1/8" M, TASTENDRUCK-BETRIEBEN, FEDERRÜCKLAUF 3/2 VALVE, 1/8 "M, FONCTIONNEMENT AVEC BOUTON, RETOUR A RESSORT |
|  | 65M32046 | 3/2 VENTIEL TERUGVEER MET HENDEL, NAV 33 LES NC - 1/4" AANSLUITING 3/2 VALVE RETURN WITH HANDLE, NAV 33 LES NC - 1/4" CONNECTION 3/2 VENTILRÜCKLAUF MIT GRIFF, NAV 33 LES NC - 1/4" ANSCHLUSS 3/2 RETOUR DE SOUPEPE AVEC POIGNEE NAV 33 LES NC - 1/4" CONNEXION |
|  | 65M32061 | BLOK VAN 3 - 3/2 VENTIELEN, 12VDC EEX M II T4 (AANSLUITING 1/2") BLOCK OF 3 - 3/2 VALVES, 12VOLT DC EEX M II T4 (CONNECTION 1/2") BLOCK VON 3 - 3/2 VENTILEN, 12VOLT DC EEX M II T4 (ANSCHLUSS 1/2") BLOC DE 3 - 3/2 VANNES, 12VOLT DC EEX M II T4 (RACCORDEMENT 1/2") |

LUCHT - PNEUMATISCHE REM- & VERINGONDERDELEN

| | Article | Description |
|---|----------|---|
|  | 65M32068 | 3/2 WEGVENTIEL , 1/2" MET GESLOTEN RUSTSTAND 3/2 VALVE, 1/2 "WITH CLOSED RESTING POSITION 3/2 VENTIL, 1/2 "MIT GESCHLOSSENER RUHEPOSITION 3/2 VALVE, 1/2 "AVEC POSITION DE REPOS FERMÉE |
|  | 65M32081 | 3/2 SCHUIFVENTIEL 1/8" ROLBEDIEND / VEERRETOUR 3/2 SLIDING VALVE 1/8" WHEEL-OPERATED/SPRING RETURN 3/2 SCHIEBERVENTIL 1/8" RADBETRIEBEN/FEDERRÜCKLAUF 3/2 SOUPEPE COULISSANTE 1/8 " SUR ROUES / RETOUR A RESSORT |
|  | 65M32086 | 3/2 KLEP, REXROTH, LUCHTBEDIEND, VEERRETOUR - 1/8"M. 3/2 VALVE, REXROTH, AIR-OPERATED, SPRING RETURN - 1/8" M. 3/2 VENTIL, REXROTH, LUFTBETRIEBEN, FEDERRÜCKLAUF - 1/8" M. SOUPEPE 3/2, REXROTH, A AIR, RETOUR A RESSORT - 1/8 "M. |
|  | 65M32089 | 3/2 KLEP, 1/8"B, 2 X LUCHTBEDIEND (BISTABIEL) 3/2 VALVE, 1/8" B, 2 X AIR-OPERATED (BI-STABLE) 3/2 VENTIL, 1/8" B, 2 X LUFTBETRIEBEN (BI-STABIL) VALVE 3/2, 1/8 "B, 2 X A AIR (BI-STABLE) |
|  | 65M32090 | 3/2 SCHUIFVENTIEL 1/8" ROLBEDIEND/VEERRETOUR 3/2 SLIDING VALVE 1/8" WHEELED / SPRING RETURN 3/2 SCHIEBERVENTIL 1/8" RAD / FEDERRÜCKLAUF 3/2 VALVE COULISSANTE 1/8" ROUE / RETOUR A RESSORT |
|  | 65M32091 | 3/2 MAGNEETKLEP (ONTLUCHTEND) BAJONET 472 171 706 0 3/2 SOLENOID VALVE 3/2-WEGE-MAGNETVENTIL ELECTROVALVE |
|  | 65M32096 | 3/2 MAGNEETKLEP (BELUCHTEND) DIN BAJONET (472 172 606 0) 3/2 SOLENOID VALVE 3/2-WEGE-MAGNETVENTIL ELECTRO VALVE |

LUCHT - PNEUMATISCHE REM- & VERINGONDERDELEN

| | Article | Description |
|---|----------|--|
|  | 65M32112 | 3/2 KLEP, LUCHTBEDIEND, VEERRETOUR 3/2 VALVE, AIRCONTROLLED, SPRING RETURN 3/2 VENTIL, LUFTSTEUERUNG, FEDERRÜCKZUG VALVE 3/2, COMMANDÉE, RETOUR DE RESSORT |
|  | 65M32116 | 3/2 SCHUIFVENTIEL 1/8" LUCHTBEDIEND/VEERRETOUR 3/2 SLIDING VALVE 1/8" AIR-OPERATED / SPRING RETURN 3/2 SCHIEBERVENTIL 1/8 "LUFTBETRIEBENE / FEDERRÜCKLAGE 3/2 VALVE COULISSANTE 1/8 "À AIR / RETOUR À RESSORT |
|  | 65M42002 | SCHAKELAAR - VENTIEL, 4/3-WEG 0-10 BAR SWITCH-VALVE, 4/3-WAY 0-10 BAR SCHALTVENTIL, 4/3-WEGE 0-10 BAR COMMUTATEUR-VALVE, 4/3-WAY 0-10 BAR |
|  | 65M52002 | 5/2 KLEP, G 1/8", LUCHT BEDIEND, VEERRETOUR 5/2 VALVE, G 1/8", AIR-OPERATED, SPRING RETURN 5/2 VENTIL, G 1/8", LUFTBETRIEBEN, FEDERRÜCKLAUF SOUPAPE 5/2, G 1/8 ", A AIR, RETOUR A RESSORT |
|  | 65M52005 | 5/2 SCHUIFVENTIEL VOOR PANEELMONTAGE (AANSL: G 1/8") 5/2 SLIDING VALVE FOR PANEL MOUNTING (CONNECTION: G 1/8") 5/2 SCHIEBERVENTIL FÜR TAFELEINBAU (VERBINDUNG: G 1/8") SOUPAPE 5/2 COULISSANTE POUR MONTAGE SUR PANNEAU (RACCORDEMENT: G 1/8 ") |
|  | 65M52017 | 5/2 KLEP, 1/8"M (BISTABIEL) 5/2 VALVE, 1/8 "M (BISTABLE) 5/2 VENTIL, 1/8 "M (STABIL) 5/2 VALVE, 1/8 "M (BISTABLE) |
|  | 65M52021 | 5/2 KLEP, VOOR PANEELMONTAGE, ZWARTE KNOP 5/2 VALVE, FOR PANEL MOUNTING, BLACK BUTTON 5/2 VENTIL, FÜR TAFELEINBAU, SCHWARZE TASTE VALVE 5/2, POUR MONTAGE SUR PANNEAU, BOUTON NOIR |

LUCHT - PNEUMATISCHE REM- & VERINGONDERDELEN

| | Article | Description |
|--|----------|--|
|  | 65M52026 | 5/2 KLEP, MANUEEL BEDIEND (PNEUMATISCH RESET FUNCTIE) 5/2 VALVE, MANUAL (PNEUMATIC RESET FUNCTION) 5/2 VENTIL, MANUELL (PNEUMATISCHE RESET-FUNKTION) VANNE 5/2 MANUELLE (FONCTION DE RÉINITIALISATION PNEUMATIQUE) |
|  | 65MDI001 | DOORSTROMINGS REGELAAR MET FIJNREGELING (DIAMETER 6 MM) FLOW REGULATOR WITH FINE TUNING (DIAMETER 6 MM) MENGENREGLER MIT FEINABSTIMMUNG (DURCHMESSER 6 MM) REGULATEUR DE DEBIT AVEC REGLAGE FIN (DIAMETRE 6 MM) |
|  | 65MDI019 | DRUKVERKLIKKER, LUCHTDRUKINDICATOR ZWART-ROOD PRESSURE CLICKER, AIR PRESSURE INDICATOR BLACK-RED DRUCK-KLICKEK, LUFTDRUCKANZEIGE SCHWARZ-ROT INDICATEUR DE PRESSION D'AIR NOIR-ROUGE |
|  | 65MDI024 | TERUGSLAGKLEP 1/8" , VNR / 1 1/8" RETURN VALVE 1/8", VNR / 1 1/8" RÜCKSENDEVENTIL 1/8", VNR / 1 1/8" SOUPAPE DE RETOUR 1/8", VNR / 1 1/8" |
|  | 65MDI026 | OLIE - WATERAFSCHEIDER 1/4" OIL - WATER SEPARATOR 1/4" ÖL-WASSERABSCHIEDER 1/4" SÉPARATEUR D'HUILE-EAU 1/4 " |
|  | 65MDI027 | OLIE-NEVELAAR 1/4" N OIL-NEVELER/FOGGER 1/4" N ÖL FOGGER 1/4" N D'HUILE / BROUILLARD 1/4" N |
|  | 65MDI058 | DRUKREGELAAR 016802 PRESSURE REGULATOR 016802 DRUCKREGLER 016802 RÉGULATEUR DE PRESSION 016802 |

LUCHT - PNEUMATISCHE REM- & VERINGONDERDELEN

| | Article | Description |
|---|----------|--|
|  | 65MDI060 | GUARD (LOCKING) BAR INTERLOCK - INCLUSIEF 4 INSTEEKNIPPELS GUARD (LOCKING) BAR INTERLOCK - INCLUDING 4 INSULATED NIPPLES GUARD (LOCKING) BAR-VERRIEGELUNG - EINSCHLIESSLICH 4 ISOLIERTE NIPPEL VERROUILLAGE DE BARRE DE VERROUILLAGE - INCLUANT 4 RACCORDS ISOLÉS |
|  | 65MDI063 | DRUKREGELAAR R21-C2-000 , TRAPLOOS PRESSURE REGULATOR R21-C2-000, STEPLESS DRUCKREGLER R21-C2-000, STUFENLOS RÉGULATEUR DE PRESSION R21-C2-000, PAS |
|  | 65MDI068 | DRUKVERKLIKKER LUCHTDRUKINDICATOR (VISUAL INDICATOR KIT) PRESSURE CLICKER AIR PRESSURE INDICATOR (VISUAL INDICATOR KIT) DRUCK-KLICKEK LUFTDRUCKANZEIGE (OPTISCHES ANZEIGEKIT) INDICATEUR DE PRESSION D'AIR (KIT D'INDICATEUR VISUEL) |
|  | 65MDI082 | DRUKVERKLIKKER, LUCHTDRUKINDICATOR ROOD-GROEN PRESSURE CLICKER, AIR-PRESSURE INDICATOR RED-GREEN DRUCK-KLICKEK, LUFTDRUCK-ANZEIGE ROT-GRÜN INDICATEUR DE PRESSION D'AIR ROUGE-VERT |
|  | 65MDI083 | OLIE - WATERAFSCHEIDER (1/2") OIL - WATER SEPARATOR (1/2") ÖL-WASSERABSCHIEDER (1/2") SÉPARATEUR D'HUILE-EAU 1/2 " |
|  | 65MDI089 | DRUKREGELAAR PNEUVANO DR02200-10B PRESSURE REGULATOR PNEUVANO DR02200-10B DRUCKREGLER PNEUVANO DR02200-10B RÉGULATEUR DE PRESSION PNEUVANO DR02200-10B |
|  | 65MDI090 | DRUK REGELAAR GD PRESSURE REGULATOR GD DRUCKREGLER GD RÉGULATEUR DE PRESSION GD |

LUCHT - PNEUMATISCHE REM- & VERINGONDERDELEN

| | Article | Description |
|--|----------|--|
|  | 65MDI097 | DRUKVERKLIKKER, LUCHTDRUKINDICATOR (VISUAL INDICATOR KIT) PRESSURE CLICKER, AIR PRESSURE INDICATOR (VISUAL INDICATOR KIT) DRUCK-KLICKEK, LUFTDRUCKANZEIGE (OPTISCHE ANZEIGE KIT) INDICATEUR DE PRESSION D'AIR (KIT D'INDICATEUR VISUEL) |
|  | 65MSP003 | PNEUMATISCH SNELONLUCHTINGSVENTIEL (LEIDING 6MM) PNEUMATIC FAST AERATION VALVE (PIPE 6MM) PNEUMATISCHES SCHNELL-BELÜFTUNGSVENTIL (ROHR 6MM) SOUPEPE D'AÉRATION RAPIDE PNEUMATIQUE (TUYAU 6MM) |
|  | 65MSP028 | SNELONTLUCHTER VSR(DIA 4) BREATHER VSR (DIA 4) ATEMBEREITER VSR (DIA 4) AFFICHEUR RAPIDE VSR (DIA 4) |
|  | 65RCI048 | VEERREMCILINDER TROMMEL 24/30 BPW SPRING BRAKE CHAMBER DRUM 24/30 BPW FEDERBREMSE KAMMERTROMMEL 24/30 BPW TAMBOUR DE CHAMBRE DE FREIN DE RESSORT 24/30 EPT |
|  | 65REB008 | EBS RELAISVENTIEL (WABCO 480 207 001 0) EBS-RELAY VALVE EBS-RELAISVENTIL VALVE RELAIS EBS |
|  | 65REB022 | EBS ISO 7638 KABEL STEKDOOS 12M (PVC) HALDEX EBS ISO 7638 CABLE SOCKET 12M (PVC) HALDEX EBS ISO 7638 KABELSTECKDOSE 12M (PVC) HALDEX PRISE DE CABLE EBS ISO 7638 12M (PVC) HALDEX |
|  | 65REB023 | EBS SENSORKABEL 3METER EBS SENSOR CABLE 3METRE EBS SENSORKABEL 3 METER CABLE DE CAPTEUR EBS 3METRE |

LUCHT - PNEUMATISCHE REM- & VERINGONDERDELEN

| | Article | Description |
|---|----------|---|
|  | 65REB093 | PREV VENTIEL MET KOPPELINGEN 8 MM PARK RELEASE EMERGENCY VALVE PARK-/LOESE-SICHERHEITSVENTIL VALVE D'URGENCE ET DESSERRAGE |
|  | 65REB109 | TRCM VENTIEL MET KOPPELINGEN 8 MM - HALDEX TRCM VALVE WITH COUPLINGS 8 MM - HALDEX TRCM VENTIL MIT KUPPLUNGEN 8 MM - HALDEX VALVE TRCM AVEC RACCORDEMENTS 8 MM - HALDEX |
|  | 65REB177 | 24N BACKUP KABEL 6 MTR ADR HALDEX 24N BACKUP CABLE 6 MTR ADR HALDEX 24N SICHERUNGSKABEL 6 MTR ADR HALDEX CABLE DE SECOURS 24N 6 MTR ADR HALDEX |
|  | 65REB196 | MODULATOR EB+ 2M GEN3 / 5 AUX-STAB-KOPP (1E MONTAGE ARTIKEL - BEVEILIGD) MODULATOR EB + 2M GEN3 / 5 AUX-STAB-COUP MODULATOR EB + 2M GEN3 / 5 AUX-STAB-COUP MODULATEUR EB + 2M GEN3 / 5 AUX-STAB-COUP |
|  | 65REB253 | DEKSEL ELEX ECU COVER ELEX ECU ELEX ECU-ABDECKUNG COUVERCLE D'ECU ELEX |
|  | 65RFI002 | LEIDINGSFILTER M22 X 1,5 PIPE FILTER M22 X 1.5 ROHRFILTER M22 X 1.5 FILTRE DE TUYAU M22 X 1.5 |
|  | 65RFI007 | ONTLUCHTINGSFILTER M22 X 1,5 VENT FILTER M22 X 1.5 ENTLÜFTUNGS FILTER M22 X 1,5 FILTRE D'ÉVENT M22 X 1,5 |

LUCHT - PNEUMATISCHE REM- & VERINGONDERDELEN

| | Article | Description |
|---|----------|---|
|  | 65RKE018 | ONTWATERINGSVENTIEL, AUTOMATISCH (315 016 001) DRAINAGE VALVE, AUTOMATIC (315 016 001) ABLASSVENTIL, AUTOMATIC (315 016 001) VALVE DE DRAINAGE, AUTOMATIQUE (315 016 001) |
| | 65RKE049 | LUCHTKETEL ALU - 40 LTR - 276/770 MET BEUGEL CC250 AIR KETTLE ALU - 40 LTR - 276/770 WITH BRACKET CC250 DRUCKLUFTBEHÄLTER ALU - 40 LTR - 276/770 MIT HALTERUNG CC250 RÉSERVOIR D'AIR ALU - 40 LTR - 276/770 AVEC SUPPORT CC250 |
|  | 65RKS019 | KOPPELSTUK ISO 1728 ROOD MET FILTER EN MOER COUPLER PIECE ISO 1728 RED WITH FILTER AND NUT VERBINDUNGSSTÜCK ISO 1728 ROT MIT FILTER UND MUTTER PIECE DE RACORDEMENT ISO 1728 ROUGE AVEC FILTRE ET ECROU |
|  | 65RKS020 | KOPPELSTUK ISO 1728 GEEL MET FILTER, MOER COUPLER PIECE ISO 1728 YELLOW WITH FILTER, NUT VERBINDUNGSSTÜCK ISO 1728 GELB MIT FILTER, MUTTER PIECE DE RACORDEMENT ISO 1728 JAUNE AVEC FILTRE, ECROU |
|  | 65RKS034 | KOPPELSTUK ISO 1728 GEEL FILTER,MOER CONNECTOR ISO 1728 YELLOW FILTER, NUT STECKER ISO 1728 GELBFILTER, NUSS CONNECTEUR ISO 1728 FILTRE JAUNE, NOIX |
|  | 65RPK004 | ONTLUCHTINGSKRAAN MET METALEN HENDEL VENTILATION TAP WITH METAL HANDLE ENTLÜFTUNGSHAHN MIT METALLGRIFF ROBINET DE VENTILATION AVEC POIGNÉE MÉTALLIQUE |
|  | 65RPK005 | PARKEERKLEP - 352 019 011 PARKING VALVE PARKVENTIL VALVE DE STATIONNEMENT |

LUCHT - PNEUMATISCHE REM- & VERINGONDERDELEN

| | Article | Description |
|--|----------|--|
|  | 65RPK032 | SNELLOSVENTIEL 4XM16 + WISSELKLEP WABCO QUICK RELEASE VALVE SCHNELLLOESEVENTIL QRV AVEC DVA INTERREE S/P |
|  | 65RRK007 | OVERSTROOMKLEP OR 6,0 BAR CHARGING VALVE -Q UEBERSTROEMVENTIL VALVE BARRAGE |
|  | 66SCO095 | COMEX KAST ENKELVOUDIG , 2 X M20X1.5 COMEX CABINET SINGLE, 2 X M20X 1.5 COMEX KABINETT SINGLE, 2 X M20X 1,5 CABINET COMEX SIMPLE, 2 X M20X 1,5 |
|  | 72OGO055 | PWV 4/2 A1 PN 4/2 WEGVENTIEL HAAR 310557 PWV 4/2 A1 PN 4/2 DIRECTIONAL CONTROL VALVE (HAAR 310557) PWV 4/2 A1 PN 4/2 WEGEVENTIL (HAAR 310557) PWV 4/2 A1 PN 4/2 SOUPAPE DE COMMANDE DIRECTIONNELLE (HAAR 310557) |
|  | 73BAP001 | BODEMKLEP, PNE, BO 100 + ZEEF (H=115) SEAL SET HANDWHEEL TOP CONTROL. BOTTOM VALVE (SET OF 4) DICHTUNGSSET HANDRAD TOP CONTROL. BODENVENTIL (VIERER SET) JOINT D'ÉTANCHÉITÉ COMMANDE SUPÉRIEURE DU VOLANT. VANNE INFÉRIEURE (SET DE 4) |
|  | 73BAP007 | BODEMKLEP, PNE, PBVL 100/100 S FL 90/15P + ZEEF (H=115) BOTTOM VALVE, PNE, BO 100 + SIEVE (H=115) BOTTOM VALVE, PNE, PBVL 100/100 S FL 90/15P + SIEVE (H=115) BODENVENTIL, PNE, BO 100 + SIEB (H=115) BODENVENTIL, PNE, PBVL 100/100 S FL 90/15P + SIEB (H=115) SOUPAPE INFÉRIEURE, PNE, BO 100 + TAMIS (H = 115) SOUPAPE INFÉRIEURE, PNE, PBVL 100/100 S FL 90 / 15P + TAMIS (H = 115) |
|  | 73BAP010 | BODEMKLEP, PNE, PBVM 100/100 S FL 90/15P + ZEEF BOTTOM VALVE, PNE, PBVM 100/100 S FL 90 / 15P + SIEVE UNTENVENTIL, PNE, PBVM 100/100 S FL 90 / 15P + SIEVE SOUPAPE INFERIEURE PNE PBVM 100/100 S FL 90 / 15P + TAMIS |

LUCHT - PNEUMATISCHE REM- & VERINGONDERDELEN

| | Article | Description |
|---|----------|--|
|  | 73BAP023 | NOODBEDIENING, PFN 1A , HAAR 005088 EMERGENCY OPERATION, PFN 1A, HAAR 005088 NOTFALLBETRIEB, PFN 1A, HAAR 005088 OPÉRATION D'URGENCE, PFN 1A, HAAR 005088 |
|  | 73BAP033 | STUURBLOK, PST 2A, ZWART, HAAR 005070 CONTROL BLOCK, PST 2A, BLACK, HAAR 005070 STEUERBSCHLOSS, PST 2A, SCHWARZ, HAAR 005070 BLOC DE CONTRÔLE, PST 2A, NOIR, HAAR 005070 |
|  | 73BAP034 | STUURBLOK, PST 3A, GROEN, HAAR 009610 CONTROL BLOCK, PST 3A, GROEN, HAAR 009610 STEUERBSCHLOSS, PST 3A, GROEN, HAAR 009610 BLOC DE CONTRÔLE, PST 3A, VERT, CHEVEUX 009610 |
|  | 73BAP035 | STUURBLOK, PST 4A, ROOD, HAAR 015644 CONTROL BLOCK, PST 4A, ROOD, HAAR 015644 STEUERBSCHLOSS, PST 4A, ROOD, HAAR 015644 BLOC DE CONTRÔLE, PST 4A, ROUGE, CHEVEUX 015644 |
|  | 73BAP046 | TERUGSLAGKLEP, HAAR , 1/4" , 915580 RETURN VALVE, HAAR, 1/4", 915580 RÜCKVENTIL, HAAR, 1/4", 915580 CLAPET ANTI-POIL 1/4", 915580 |
|  | 73BAP051 | PNEUM. VERGRENDELBLOK 5 VAKKEN, PSTV 2/5 A |
|  | 73BAP052 | PRODUKTAANDUIDER-6 HOEK, PAST 1 A/6 (ESSO) PRODUCT SWITCH- 6 CORNER, FITS 1 A / 6 PRODUKTSCHALTER- 6 ECKE, PASST 1 A / 6 COMMUTATEUR DE PRODUIT- 6 COIN, POUR 1 A / 6 |

LUCHT - PNEUMATISCHE REM- & VERINGONDERDELEN

| | Article | Description |
|---|----------|---|
|  | 73BAP062 | HAND-KEUZEVENTIEL HW-6-38 (6-STANDEN) |
|  | 73BAP110 | STUURBLOK, 3 VAKKEN, N15.3 CONTROL BLOCK, 3 COMPARTMENTS, N15.3 STEUERBSCHLOSS, 3 KAMMERN, N15.3 BLOC DE COMMANDE, 3 COMPARTIMENTS, N15.3 |
|  | 73BAP130 | STUURBLOK, 5 VAKKEN, N15-5 CONTROL BLOCK, 5 COMPARTMENTS, N15.5 STEUERBSCHLOSS, 5 KAMMERN, N15.5 BLOC DE COMMANDE, 5 COMPARTIMENTS, N15.5 |
|  | 73BAP132 | STUURBLOK, 6 VAKKEN, N15-6 STEER UNIT, 6 BOXES, N15-6 STEUERN SIE-EINHEIT, 6 BOXEN N15-6 DIRIGER L'UNITÉ, 6 CASES, N15-6 |
|  | 73BAP133 | STUURBLOK, 1 VAK, N15-1 STEERING BLOCK, 1 BOX, N15-1 STEUERBLOCK, 1 KISTE, N15-1 BLOC DE DIRECTION, 1 BOÎTE, N15-1 |
|  | 73BAP150 | EINDBLOK,SET , PE-L+ PE-R (HAAR 1693332) END BLOCK, SET , PE-L+ PE-R (HAAR 1693332) ENDBSCHLOSS, SET, PE-L+ PE-R (HAAR 1693332) BLOC DE FIN, SET, PE-L + PE-R (HAAR 1693332) |
|  | 73BAP181 | TUSSENSTUK ZONDER BORING + 2X O-RING (ALFONS HAAR) CONNECTING PIECE WITHOUT DRILLING + 2X O-RING (ALFONS HAAR) VERBINDUNGSSTÜCK OHNE BOHRUNG + 2X O-RING (ALFONS HAAR) PIECE DE RACCORDEMENT SANS PERÇAGE + JOINT TORIQUE 2X (ALFONS HAAR) |








LUCHT - PNEUMATISCHE REM- & VERINGONDERDELEN

| | Article | Description |
|--|----------|--|
|  | 73BDR005 | KIPVENTIEL, PNEUMATISCH, N4 F.5 TANKER VALVE, PNEUMATIC, N4 F.5 TANKER VENTIL, PNEUMATISCH, N4 F.5 SOUPE DE RÉSERVOIR, PNEUMATIQUE, N4 F.5 |
|  | 73BDR058 | OVERDRUKVENTIEL HEROSE 1 1/2" - 1,8 BAR OVERPRESSURE VALVE HEROSE 1 1/2" - 1,8 BAR ÜBERDRUCKVENTIL HEROSE 1 1/2" - 1,8 BAR SOUPE DE SURPRESSION HEROSE 1 1/2" - 1,8 BAR |
|  | 73BDR105 | PNEUMATISCH ONTLUCHTINGSVENTIEL + ONDER/OVERDRUKVENTIEL PNEUMATIC VENTILATION VALVE + UNDER/OVERPRESSURE VALVE PNEUMATISCHES BELÜFTUNGSVENTIL + UNTER-/ÜBERDRUCKVENTIL SOUPE DE VENTILATION PNEUMATIQUE + SOUPE DE SURPRESSION |
|  | 73BDR165 | PNEUM. ONTLUCHTINGSVENT + ONDER/OVERDRUKVENT. PNEUMATIC VENT VALVE + UNDER/PRESSURE RELIEF VALVE PNEUMATISCHES ENTLÜFTUNGSVENTIL + UNTER-/DRUCKENTLASTUNGSVENTIL SOUPE DE VENTILATION PNEUMATIQUE + SOUS/SOUPE DE DÉCOMPRESSION |
|  | 73BDR191 | ONTLUCHTINGSVENTIEL TOP + KIPP VENTIEL COMBI VENTILATION VALVE TOP + TANKER VALVE COMBI BELÜFTUNGSVENTIL TOP + TANKER VENTIL COMBI VANNE DE VENTILATION HAUT + VALVE DE RÉSERVOIR COMBI |
|  | 73BLL012 | PNEUMATISCHE ROLVIBRATOR (4250 NEWTON / 22.000HZ.) PNEUMATIC ROLL VIBRATOR (4250 NEWTON / 22,000HZ) PNEUMATISCHER ROLL-VIBRATOR (4250 NEWTON / 22,000HZ) VIBRATEUR À PISTON PNEUMATIQUE (4250 NEWTON / 22,000HZ) |
|  | 73BLL025 | GELUIDSDEMPER VOOR ROLVIBRATOR 73BLL012 SOUND DAMPER FOR ROLL VIBRATOR 73BLL012 SCHALLDÄMPFER FÜR ROLLVIBRATOR 73BLL012 AMORTISSEUR DE SON POUR VIBRATEUR DE ROULEMENT 73BLL012 |








LUCHT - PNEUMATISCHE REM- & VERINGONDERDELEN

| | Article | Description |
|--|----------|---|
|  | 73BMM005 | MANOMETER, 0...10 BAR, D40, G1/8" ACHTER MANOMETER, 0 ... 10 BAR, D40, G1 / 8" REAR MANOMETER, 0 ... 10 BAR, D40, G1 / 8" HINTEN MANOMÈTRE, 0 ... 10 BAR, D40, G1 / 8" ARRIERE |
|  | 73BMM006 | MANOMETER, 0...10 BAR, D63, G1/4" ONDER MANOMETER, 0...10 BAR, D63, G1/4" UNDER MANOMETER, 0...10 BAR, D63, G1/4" UNTERSEITE MANOMÈTRE, 0 ... 10 BAR, D63, G1 / 4 " BAS |
|  | 73BMM010 | MANOMETER, 0...4 BAR, D63, G1/4" ONDER MANOMETER, 0...4 BAR, D63, G1/4" UNDER MANOMETER, 0...4 BAR, D63, G1/4" UNTERSEITE MANOMÈTRE, 0 ... 4 BAR, D63, G1 / 4 "BAS |
|  | 73BMM012 | MANOMETER, 0...400 BAR, D63, G1/4" MET GLYCERINE MANOMETER, 0... 400 BAR, D63, G1/4 "WITH GLYCERINE MANOMETER, 0... 400 BAR, D63, G1/4 "MIT GLYCERIN MANOMÈTRE, 0... 400 BAR, D63, G1/4 "AVEC GLYCÉRINE |
|  | 73BMM013 | MANOMETER, 0...6 BAR, D63, G1/4" ONDER MANOMETER, 0...6 BAR, D63, G1/4" UNDER MANOMETER, 0...6 BAR, D63, G1/4" UNTERSEITE MANOMÈTRE, 0 ... 6 BAR, D63, G1 / 4 "BAS |
|  | 73BMM014 | MANOMETER, 0...10 BAR, D63, G1/4" ACHTER (GLYCERINE, PANEELMONTAGE) MANOMETER, 0...10 BAR, D63, G1/4" REAR (GLYCERINE, PANEL MOUNT) MANOMETER, 0...10 BAR, D63, G1/4" RÜCKSEITE (GLYZERIN, TAFELEINBAU) MANOMÈTRE, 0 ... 10 BAR, D63, G1 / 4 "ARRIÈRE (GLYCÉRINE, MONTURE PANNEAU) |
|  | 73BMM024 | MANOMETER, -1...9 BAR, D63, G1/4" ONDER MANOMETER, -1 ... 9 BAR, D63, G1 / 4 "UNDER MANOMETER, -1 ... 9 BAR, D63, G1 / 4 "UNTER MANOMÈTRE, -1 ... 9 BAR, D63, G1 / 4 "SOUS |








LUCHT - PNEUMATISCHE REM- & VERINGONDERDELEN

| | Article | Description |
|--|----------|---|
|  | 73BOV008 | <p>NIVEAUSCHAKELAAR, PNEUM, PNS 1A, HAAR 013722</p> <p>LEVEL SWITCH, PNEUMATIC, PNS 1A, HAAR 013722</p> <p>NIVEAUSCHALTER, PNEUMATISCH, PNS 1A, HAAR 013722</p> <p>INTERRUPTEUR DE NIVEAU, PNEUMATIQUE, PNS 1A, HER 013722</p> |
|  | 73BTM003 | <p>THERMOMETER, INSTEEL, 0+120°C, DRM 63 (ROESTVRIJSTAAL - MET PASTA GEVULD)</p> <p>THERMOMETER, INSERTION, 0+120°C, DRM 63 (STAINLESS STEEL - FILLED WITH PASTE)</p> <p>THERMOMETER, EINFÜHRUNG, 0+120°C, DRM 63 (EDELSTAHL - MIT PASTE GEFÜLLT)</p> <p>THERMOMÈTRE, INSERTION, 0 + 120 ° C, DRM 63 (ACIER INOXYDABLE - REMPLI AVEC PÂTE)</p> |
|  | 73BTM020 | <p>THERMOMETER, WIKA, INBOUW, -20/+150°C, ROESTVRIJSTAAL, CAPIL. (LAG uitvoering)</p> <p>THERMOMETER, WIKA, BUILT-IN, -20/+150°C, STAINLESS STEEL, CAPIL. (LAG version)</p> <p>THERMOMETER, WIKA, EINGEBAUT, -20/+150°C, EDELSTAHL, CAPIL. (LAG Version)</p> <p>THERMOMÈTRE, WIKA, INTÉGRÉ, -20 / + 150 ° C, ACIER INOXYDABLE, CAPIL. (Version LAG)</p> |
|  | 73FVL012 | <p>POMPFILTER, NW100 , 630µM</p> <p>PUMP FILTER, NW100 , 630µM</p> <p>PUMPENFILTER, NW100, 630 µM</p> <p>FILTRE DE POMPE, NW100, 630µM</p> |
|  | 73HVR083 | <p>HYDRAULISCH STUURVENTIEL POMP+HASPEL</p> <p>HYDRAULIC STEERING VALVE PUMP + REEL</p> <p>HYDRAULISCHE LENKVENTILPUMPE + REEL</p> <p>POMPE + BOBINE DE SOUPAPE DE DIRECTION HYDRAULIQUE</p> |
|  | 73HVR089 | <p>JOYSTICK SP10-N/05G</p> <p>JOYSTICK SP10-N/05G</p> <p>JOYSTICK SP10-N/05G</p> <p>JOYSTICK SP10-N / 05G</p> |
|  | 73HVR114 | <p>VERGRENDELPLAATJE VOOR JOYSTICK SP10-N/05G</p> <p>LOCK PLATE FOR JOYSTICK SP10-N/05G</p> <p>SICHERUNGSPLATTE FÜR JOYSTICK SP10-N/05G</p> <p>PLAQUE DE VERROUILLAGE POUR JOYSTICK SP10-N / 05G</p> |

LUCHT - PNEUMATISCHE REM- & VERINGONDERDELEN

| | Article | Description |
|--|----------|--|
|  | 73LPC003 | FLOWSWITCH , KR-3-ST FLOWSWITCH, KR-3-ST DURCHFLUSSSCHALTER, KR-3-ST FLOWSWITCH KR-3-ST |
|  | 73PBK001 | ONTLUCHTINGSKRAAN,R 1/4",MESSING,43.3 S VENTILATION TAP, R 1/4", BRASS, 43.3 S ENTLÜFTUNGSHAHN, R 1/4", MESSING, 43.3 S ROBINET DE VENTILATION, R 1/4 ", LAITON, 43.3 S |
|  | 73PBK018 | PNEUMATISCHE DOORGANGSVENTIEL V100/40° + ME40 PNEUMATIC PASSTHROUGH VALVE V100/40° + ME40 PNEUMATISCHES PASSTHROUGH VENTIL V100/40° + ME40 SOUPEPE DE TRANSITION PNEUMATIQUE V100 / 40 ° + ME40 |
|  | 73PBK037 | GESTUURDE AFSLUITER 1/2" VITON AFDICHTING STEERED VALVE 1/2" VITON SEAL LENKVENTIL 1/2" VITON SEAL JOINT DE VITON 1/2" |
|  | 73PBK050 | GESTUURDE AFSLUITER 3/8" VITON AFDICHTING STEERED VALVE 3/8" VITON SEAL STEUERVERTIL 3/8" VITON SEAL JOINT DE VITON 3/8" |
|  | 73PBK080 | PNEUMATISCHE DOORGANGSVENT, NW100, SENING DV100-4 -1 PNEUMATIC PASSTHROUGH VALVE, NW100, SENING DV100-4 -1 PNEUMATISCHES PASSTHROUGH VENTIL, NW100, SENING DV100-4 -1 SOUPEPE DE TRANSITION PNEUMATIQUE, NW100, SENING DV100-4 -1 |
|  | 73SHO018 | DRUKLUCHT MOTOR COMPLEET VOOR N5SEK PRESSURE AIR MOTOR COMPLETE FOR N5SEK DRUCKLUFTMOTOR KOMPLET FÜR N5SEK PRESSURE AIR MOTOR COMPLETE FOR N5SEK |

LUCHT - PNEUMATISCHE REM- & VERINGONDERDELEN

| | Article | Description |
|--|----------|---|
|  | 73SHO022 | STEURVENTIEL VOOR SLANGTROMMEL (NIEUW TYPE) STEERING VALVE FOR HOSE DRUM (NEW TYPE) LENKVENTIL FÜR SCHLAUCHTROMMEL (NEUER TYP) SOUPAPE DE DIRECTION POUR TAMBOUR DE TUYAU (NOUVEAU TYPE) |
|  | 73SHO037 | RUBBER PAD (PART OF 403080) RUBBER PAD (PART OF 403080) GUMMIAUFLAGE (TEIL VON 403080) BLOC DE CAOUTCHOUC (ELEMENT DE 403080) |
|  | 73SWI003 | SWIVEL 2" + O-RING VOOR PISTOOL ZH-50 SWIVEL 2" + O-RING FOR PISTOL ZH-50 SCHWENKEN 2" + O-RING FÜR PISTOLE ZH-50 PIVOTANT 2" + JOINT TORIQUE POUR PISTOL ZH-50 |
|  | 73TSK048 | TERUGSLAGKLEP,NW 1/4" IG (RVS) RETURN VALVE, NW 1/4" IG (STAINLESS STEEL) RÜCKVENTIL, NW 1/4" IG (EDELSTAHL) SOUPAPE DE RETOUR, NO. 1/4" IG (ACIER INOXYDABLE) |
|  | 74DIV013 | VERDEELBLOK 6X60°; AANSL. 6X M16X1,5 ALU DIVIDER BLOCK 6X60 °; CONN. 6X M16X1, 5 ALU TRENN BLOCK 6X60 °; CONN. 6X M16X1, 5 ALU BLOC DIVISEUR 6X60 °; CONN. 6X M16X1, 5 ALU |
|  | 74DIV019 | VERDEELBLOK 1X5 AANSL. M16X1,5 ALUMINIUM RECHTSCHTHOEK DISTRIBUTION BLOCK 1X5 CONN. M16X1.5 ALUMINIUM RIGHT ANGLE VERTEILERBSCHLOSS 1X5 CONN. M16X1.5 ALUMINIUM RECHTER WINKEL BLOC DE DISTRIBUTION 1X5 CONN. M16X1.5 ANGLE DROIT EN ALUMINIUM |
|  | 74DIV021 | VERDEELBLOK 2X5 AANSL. KOPPELINGEN 8X1 SIRIT DISTRIBUTION BLOCK 2X5 CONN. COUPLINGS 8X1 SIRIT VERTEILERBSCHLOSS 2X5 CONN. KUPPLUNGEN 8X1 SIRIT BLOC DE DISTRIBUTION 2X5 CONN. RACCORDS 8X1 SIRIT |

LUCHT - PNEUMATISCHE REM- & VERINGONDERDELEN

| | Article | Description |
|--|----------|--|
|  | 74IKD033 | ONTWATERINGSVENTIEL MANUEEL M22X1,5 |
|  | 74IKD058 | RECHTE INSCHR.INST.VERBINDING DRM 8X1 RIGHT SCREW-IN ADJ. CONNECTION DRM 8X1 RECHTS EINSCHRAUB ADJ. VERBINDUNG DRM 8X1 CONNECTION VIS ADJ. DROITE. DRM 8X1 |
|  | 74IKD108 | HAAKSE INSCHROEF / INSTEEKVERBINDING DRM 8X1 ANGLE SCREW / INSERT CONNECTION DRM 8X1 ANGLE SCREW / INSERT CONNECTION DRM 8X1 RACCORDEMENT CONNEXION VIS / ANGLE DRM 8X1 |
|  | 74IKD115 | INSTELBARE MANOMETER KOPPELING D 6/ G 1/4" ADJUSTABLE MANOMETER COUPLING D 6/ G 1/4" ANPASSBARE MANOMETER KUPPLUNG D 6/ G 1/4" RACCORD DU MANOMETRE REGLABLE D 6 / G 1/4 " |
|  | 74IKD127 | L-INSCHR.INSTEEKVERB. DRM 15X1,5-8X1 L-SCREW-IN INSERTION CONNECTION DRM 15X1,5-8X1 L-EINSCHRAUB EINFÜHRVERBINDUNG DRM 15X1,5-8X1 RACCORD D'INSERTION L-SCREW-IN DRM 15X1,5-8X1 |
|  | 74IKP002 | INSTEEK INSCHROEFKOPPELING , HAAKS DRM 6,R 1/4"K INSERTION SCREW-IN COUPLING, HAAKS DRM 6,R 1/4"K EINFÜHR EINSCHRAUB KUPPLUNG, HAAKS DRM 6,R 1/4"K RACCORD À VIS À INSERTION, HAAKS DRM 6, R 1/4 "K |
|  | 74IKP007 | INSTEEK INSCHROEFKOPPELING, RECHT DRM 8,R 1/4"K INSERTION SCREW-IN COUPLING, RIGHT DRM 8,R 1/4"K EINFÜHR EINSCHRAUB KUPPLUNG, RECHTS DRM 8,R 1/4"K RACCORD À VIS À INSERTION DROITE DRM 8, R 1/4 "K |







LUCHT - PNEUMATISCHE REM- & VERINGONDERDELEN

| | Article | Description |
|---|------------|--|
|  | 74IKP014 | INSTEEKKOPPELING , RECHT DRM 6 INSERTION COUPLING, RIGHT DRM 6 EINFÜHR KUPPLUNG, RECHTS DRM 6 RACCORD D'INSERTION, DRM DROIT 6 |
|  | 74KPT025 | INSTEEK Y-KOPPELING,DIA 10 INSERT Y-CONNECTION, DIAMATER 10 Y-VERBINDUNG EINSETZEN, DURCHMESSER 10 INSERER LA CONNEXION EN Y, DIAMATRE 10 |
|  | 74REM022 | ONTWATERINGSVENTIEL MANUEEL M22X1,5 DRAINAGE VALVE MANUAL M22X1,5 ABLASSVENTIL MANUELL M22X1,5 VANNE DE DRAINAGE MANUEL M22X1,5 |
|  | 74VAP022 | VAPOR RECOVERY + ONDER-OVERDRUKVENTIEL - N11GPV1CIDUFH80 |
|  | A0R0000203 | STEUN>TAILGUARD SUPPORT>TAILGUARD UNTERSTÜTZUNG>HECKSCHUTZ SUPPORT>Garde-queue |
|  | A0R0000243 | OPTITIRE STEUN;ECU WABCO OPTITIRE ONDERSTEUNING;ECU WABCO OPTITIRE SUPPORT;ECU WABCO OPTITIRE-UNTERSTÜTZUNG;ECU WABCO SUPPORT OPTITIRE;ECU WABCO |
|  | A0R0000245 | MONTAGEPLAAT>HEEFASKLEP + ABS RELAIKLEP MOUNTING PLATE>LIFT AXLE VALVE + ABS RELAY VALVE MONTAGEPLATTE>HUBACHSVENTIL + ABS-RELAISVENTIL PLAQUE DE MONTAGE>VALVE ESSIEU DE LEVAGE + VALVE RELAIS ABS |





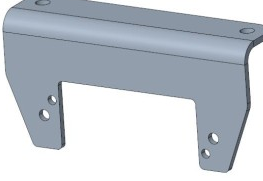


LUCHT - PNEUMATISCHE REM- & VERINGONDERDELEN

| | Article | Description |
|---|------------|--|
|  | A110006192 | KIST>BESTURING PNEUMATISCHE DEUR [320x220x220] BOX>CONTROL PNEUMATIC DOOR [320x220x220] BOX>CONTROL PNEUMATISCHE TÜR [320x220x220] COFFRE>PORTE PNEUMATIQUE DE COMMANDE [320x220x220] |
|  | A1J0001624 | STEUN GEREEDSCHAPSKIST SUPPORT TOOL BOX UNTERSTÜTZENDE WERKZEUGKASTEN BOÎTE À OUTILS DE SOUTIEN |
|  | A1J0001727 | STRUT-BEUGEL STRUT BRACKET FEDERBÜGEL SUPPORT DE JAMBE |
|  | A1J0001772 | ONDERSTEUNING GPI-170;VISI-WINK SUPPORT GPI-170;VISI-WINK UNTERSTÜTZUNG GPI-170;VISI-WINK SOUTIEN GPI-170;VISI-WINK |
|  | A1J0001896 | MONTAGEPLAAT> LUCHTRESERVOIR MOUNTING PLATE> AIR RESERVOIR MONTAGEPLATTE > LUFTBEHÄLTER PLAQUE DE MONTAGE> RÉSERVOIR D'AIR |
|  | A1J0002831 | ONDERSTEUNING 3" LEIDING SUPPORT 3" PIPING 3-Zoll-ROHRLEITUNGEN UNTERSTÜTZEN SUPPORT TUYAUTERIE 3" |
|  | A1P0001467 | FILTERONDERSTEUNING FILTER SUPPORT FILTERUNTERSTÜTZUNG SUPPORT DE FILTRE |

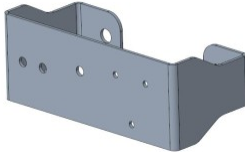
LUCHT - PNEUMATISCHE REM- & VERINGONDERDELEN

| | Article | Description |
|---|------------|--|
|  | A1P0001739 | MONTAGE NIEHUSER-HASPELBESTURING MOUNT NIEHUSER REEL CONTROL Halterung Niehuser Rollensteuerung CONTRÔLE DE LA MOULINET DU MONT NIEHUSER |
|  | A1Q0000015 | BEVESTIGING LUCHTKETELS AIR TANK MOUNT BEFESTIGUNG VON LUFTKESSELN FIXATION DES CHAUDIÈRES À AIR |
|  | A1Q0000029 | BEVESTIGBEUGEL LUCHTVEER AIR SPRING MOUNTING BRACKET LUFTFEDER-MONTAGEHALTERUNG SUPPORT DE MONTAGE DE RESSORT PNEUMATIQUE |
|  | A1R0000024 | MONTAGEPLAAT HEFFEN EN DALEN LIFTING AND LOWERING MOUNTING PLATE HEBEN UND SENKEN DER MONTAGEPLATTE PLAQUE DE MONTAGE DE LEVAGE ET DESCENTE |
|  | A1R0000087 | EBS-BEUGEL EBS BRACKET EBS-HALTERUNG SUPPORT EBS |
|  | A1R0000088 | LIFT AS KLEP>BEUGEL LIFTING AXLE VALVE>BRACKET HEBEACHSENVENTIL>HALTERUNG VALVE D'AXE DE LEVAGE>SUPPORT |
|  | A1R0000090 | LUCHTANK>BEUGEL AIR TANK>BRACKET LUFTTANK>HALTERUNG RESERVOIR D'AIR>SUPPORTRESERVOIR D'AIR>SUPPORT |





LUCHT - PNEUMATISCHE REM- & VERINGONDERDELEN

| | Article | Description |
|---|------------|---|
|  | A1R0000095 | MONTAGEPLAAT HEFFEN EN DALEN MOUNTING PLATE RAISE LOWER MONTAGEPLATTE SENKEN PLAQUE DE MONTAGE LEVER PLUS BAS |
|  | A1R0000101 | MONTAGEPLAAT HEFFEN EN DALEN LIFTING AND LOWERING MOUNTING PLATE HEBEN UND SENKEN DER MONTAGEPLATTE PLAQUE DE MONTAGE DE LEVAGE ET DESCENTE |
|  | A1R0000119 | MONTAGEPLAAT HEFFEN EN DALEN LIFTING AND LOWERING MOUNTING PLATE HEBEN UND SENKEN DER MONTAGEPLATTE PLAQUE DE MONTAGE DE LEVAGE ET DESCENTE |
|  | A1R0000139 | LUCHTANK/EBS MOUNT-ALU;GEANODISEERD AIR TANK/EBS MOUNT-ALU;ANODISED LUFTTANK/EBS-MONTAGE-ALU;ELOXIERT RÉSERVOIR D'AIR/Support EBS-ALU;ANODISÉ |
|  | A1R0000151 | STEUN OPTITIRE ECU SUPPORT_OPTITIRE ECU UNTERSTÜTZT OPTITIRE ECU SUPPORT ECU OPTITIRE |
|  | A1R0000154 | MONTAGEPLAAT >HEF EN DAAL KLEP MOUNTING PLATE COLLECTOR>LOWERING/RAISING VALVE MONTAGEPLATTENKOLLEKTOR > ABSENK-/HEBEVENTIL PLAQUE DE MONTAGE COLLECTEUR>VALVE DESCENTE/AUGMENTATION |
|  | A1R0000186 | ELEX-BEUGEL ELEX BRACKET ELEX-HALTERUNG SUPPORT ÉLEX |

LUCHT - PNEUMATISCHE REM- & VERINGONDERDELEN

| | Article | Description |
|---|------------|--|
|  | A1R0000189 | <p>MONTAGEPLAAT OMHOOG/LAAG - PARKEERKLEP (KNORR)</p> <p>MOUNTING PLATE RAISE/LOWER - PARKING VALVE (KNORR)</p> <p>MONTAGEPLATTE HEBEN/SENKEN - PARKVENTIL (KNORR)</p> <p>PLAQUE DE MONTAGE MONTER/BASPER - VALVE DE STATIONNEMENT (KNORR)</p> |
|  | A1R0000220 | <p>STEUN>3/2 KLEP</p> <p>SUPPORT>3/2 VALVE</p> <p>UNTERSTÜTZUNG>3/2-VENTIL</p> <p>SUPPORT>VANNE 3/2</p> |
|  | A1T0000021 | <p>BEVESTIGING 3/2 VENTIEL PARKER</p> <p>FITTING 3/2 VALVE PARKER</p> <p>MONTAGE 3/2-VENTIL-PARKER</p> <p>RACCORD 3/2 VANNE PARKER</p> |
|  | A1T0000025 | <p>STEUN PNEUMATISCHE COMPONENTEN</p> <p>MOUNT PNEUMATIC COMPONENTS</p> <p>PNEUMATISCHE KOMPONENTEN MONTIEREN</p> <p>MONTÉ DES COMPOSANTS PNEUMATIQUES</p> |
|  | A1T0000027 | <p>STEUN PNEUMATISCHE COMPONENTEN</p> <p>MOUNT PNEUMATIC COMPONENTS</p> <p>PNEUMATISCHE KOMPONENTEN MONTIEREN</p> <p>MONTÉ DES COMPOSANTS PNEUMATIQUES</p> |
|  | A2R0000249 | <p>STEUN 3/2 VENTIEL</p> <p>SUPPORT 3/2 VALVE</p> <p>UNTERSTÜTZUNG 3/2 VENTIL</p> <p>SUPPORT VANNE 3/2</p> |
|  | A3R0000016 | <p>MONTAGEPLAAT LIFTAS VENTIEL</p> <p>LIFT BAG VALVE MOUNTING PLATE</p> <p>MONTAGEPLATTE DES HEBEBAGSVENTILS</p> <p>PLAQUE DE MONTAGE DE VALVE DE SAC DE LEVAGE</p> |

LUCHT - PNEUMATISCHE REM- & VERINGONDERDELEN

| | Article | Description |
|---|------------|---|
|  | A3R0000142 | MONTAGEBEUGEL>BANDENSPANNING SYSTEEM-BEDIENINGSKAST MOUNTING BRACKET>TIRE PRESSURE SYSTEM-CONTROL BOX MONTAGEHALTERUNG>REIFENDRUCKSYSTEM-STEUERKASTEN SUPPORT DE MONTAGE>SYSTÈME DE PRESSION DES PNEUS-BOÎTE DE COMMANDE |
|  | A3R0000231 | STEUN[H175]>RIJHOOGTEVENTIEL MOUNT[H175]>RIDE HEIGHT VALVE MONTAGE[H175]>FAHRHÖHENVENTIL MONTAGE[H175]>VALVE DE HAUTEUR DE RIDE |
|  | A3R0000371 | ONDERSTEUNING OPTITIRE ECU SUPPORT_OPTITIRE ECU UNTERSTÜTZUNG OPTIIRE ECU SUPPORT OPTITIRE ECU |
|  | A9J0000793 | ONDERSTEUNING>LUCHTANK SUPPORT>AIR TANK UNTERSTÜTZUNG>LUFTTANK SUPPORT>RÉSERVOIR D'AIR |

HYDRAULISCHE ONDERDELEN

| | Article | Description |
|--|----------|--|
|  | 57HHD118 | SLANG,HD,290 BAR,SAMENGESTELD,NW16,L=500MM HOSE,HD,290 BAR,COMPOUND,NW16,L=500MM SCHLAUCH,HD,290 BAR,VERBUNDWERKSTOFF,NW16,L=500MM TUYAU,HD,290 BAR,COMPOUND,NW16,L=500MM |
|  | 57HHD119 | SLANG,HD,280 BAR,SAMENGESTELD,NW19,L=1100MM HOSE,HD,280 BAR,COMPOSITE,NW19,L=1100MM SCHLAUCH,HD,280 BAR,VERBUNDWERKSTOFF,NW19,L=1100MM TUYAU,HD,280 BAR,COMPOSITE,NW19,L=1100MM |
|  | 57HHD120 | SLANG,HD,280 BAR,SAMENGESTELD,NW19,L=2100MM HOSE,HD,280 BAR,COMPOSITE,NW19,L=2100MM SCHLAUCH,HD,280 BAR,VERBUNDWERKSTOFF,NW19,L=2100MM TUYAU,HD,280 BAR,COMPOSITE,NW19,L=2100MM |
|  | 73BAH024 | NOODSTOP HYDRAULISCH - HY FN 2A EMERGENCY STOP HYDRAULIC - HY FN 2A NOT-HALT-HYDRAULIK - HY FN 2A ARRÊT D'URGENCE HYDRAULIQUE - HY FN 2A |
|  | 73HBK004 | STUURKRAAN VOOR OMKEERBARE AANDRIJVING STEERING VALVE FOR REVERSIBLE DRIVE LENKVENTIL FÜR UMKEHR ANTRIEB SOUPAPE DE DIRECTION POUR ENTRAÎNEMENT RÉVERSIBLE |
|  | 73HVR005 | STUURKRAAN WALVOIL SD-18/1-P(KG3)/111L STEERING CRANE WALVOIL SD-18/1-P (KG3) / 111L LENKKRAN WALVOIL SD-18/1-P (KG3) / 111L GRUE DE DIRECTION WALVOIL SD-18/1-P (KG3) / 111L |
|  | 73HVR019 | HYDRAULISCH BLOKKEER / KIPVENTIEL 150 BAR HYVA HYDRAULIC BLOCKER / TANKER VALVE 150 BAR HYVA HYDRAULISCHER BSCHLOSSER/TANKER VENTIL 150 BAR HYVA BLOQUEUR HYDRAULIQUE / VANNE DE RESERVOIR 150 BAR HYVA |





HYDRAULISCHE ONDERDELEN

| | Article | Description |
|---|----------|---|
|  | 73HVR024 | HYDRAULISCH OVERDRUKVENTIEL (300E V18/20/ VLSHR M18X1,5) HYDRAULIC OVERPRESSURE VALVE (300E V18 / 20 / VLSHR M18X1,5) HYDRAULISCHES ÜBERDRUCKVENTIL (300E V18 / 20 / VLSHR M18X1,5) SOUPAPE HYDRAULIQUE DE SURPRESSION (300E V18 / 20 / VLSHR M18X1,5) |
|  | 73HVR061 | TERUGSLAGVENTIEL HYDRAULISCH , 1/2" RETURN VALVE HYDRAULIC, 1/2" RÜCKWÄRTSVENTIL HYDRAULISCH, 1/2" SOUPAPE DE RETOUR HYDRAULIQUE 1/2" |
|  | 73HVR082 | HYDRAULISCH STUURVENTIEL POMP HYDRAULIC STEERING VALVE PUMP HYDRAULISCHE LENKVENTILPUMPE POMPE DE SOUPAPE DE DIRECTION HYDRAULIQUE |
|  | 73HVR167 | MANIFOLD VOOR ZACHTE OVERGANG HYDRAULISCH STUURVENTIEL POMP |
|  | 73KKR024 | KOGELKRAAN MET HENDEL, NW20, G 3/4", P=400BAR BALL VALVE WITH HANDLE, NW20, G 3/4", P=400BAR KUGELVENTIL MIT GRIFF, NW20, G 3/4", P=400BAR VANNE À BOULE AVEC POIGNEE, NW20, G 3/4 ", P = 400BAR |
|  | 73ORO002 | PEILSTOK OLIERESERVOIR - (L = 65) LEVELLING STICK OIL TANK - (L = 65) FÜLLSTANGENÖLTANK - (L = 65) RÉSERVOIR D'HUILE DE BATON DE NIVELLEMENT - (L = 65) |
| | 73ORO007 | VULDOP OLIERESERVOIR MET BELUCHTING FILL CAP OIL RESERVOIR WITH VENTING ÖLBEHÄLTER MIT ENTLÜFTUNG FÜLLEN BOUCHON DE REMPLISSAGE DU RÉSERVOIR D'HUILE AVEC VENTILATION |

HYDRAULISCHE ONDERDELEN

| | Article | Description |
|--|------------|---|
|  | 73ORV004 | VULDOP-ONTLUCHTING (HOOGTE 72 / DIAMETER 101) FILL CAP-VENTILATION (HEIGHT 72 / DIAMETER 101) FÜLLKAPPE-BELÜFTUNG (HÖHE 72 / DURCHMESSER 101) COUVERCLE DE REMPLISSAGE A VENTILATION (HAUTEUR 72 / DIAMÈTRE 101) |
|  | 73ORV016 | OLIERESERVOIR HYVA CM-110/93 MP-RF OIL RESERVOIR HYVA CM-110/93 MP-RF ÖLBEHÄLTER HYVA CM-110/93 MP-RF RÉSERVOIR D'HUILE HYVA CM-110/93 MP-RF |
|  | 74IKD022 | INSTEEKEENHEID DRM 15X1,5 M22X1,5 INSERTION UNIT DRM 15X1,5 M22X1,5 EINFÜHREINHEIT DRM 15X1,5 M22X1,5 UNITÉ D'INSERTION DRM 15X1,5 M22X1,5 |
|  | 74KPD001 | DROGE SCHROEFKOPPELING MANNELIJK 1"K EDBRO DRY SCREW COUPLING MALE 1"K EDBRO TROCKEN SCHRAUBKUPPLUNG MÄNNLICH 1"K EDBRO RACCORD A VIS SEC MALE 1 "K EDBRO |
|  | 74KPD002 | DROGE SCHROEFKOPP, MANNELIJK 3/4"K |
|  | A1P0001298 | STEUN HYDRAULISCH VENTIEL SUPPORT HYDRAULIC VALVE STÜTZHYDRAULIKVENTIL VALVE HYDRAULIQUE DE SUPPORT |
|  | A1P0001372 | STEUN HYDRAULISCHE LEIDINGEN SUPPORT HYDRAULIC PIPES STÜTZHYDRAULIKLEITUNGEN SUPPORT DES TUYAUX HYDRAULIQUES |

HYDRAULISCHE ONDERDELEN

| | Article | Description |
|---|------------|--|
|  | A1T000022 | MONTAGEPLAAT STUURBLOKKEN MOUNTING PLATE FOR STEERING BLOCKS MONTAGEPLATTE FÜR LENKBLOCKS PLAQUE DE MONTAGE POUR BLOCS DE DIRECTION |
|  | A1U000037 | HYDRAULISCHE TANK RVS 95/80Ltr 600x600x300 HYDRAULIC TANK STAINLESS STEEL 95/80Ltr600x600x300 HYDRAULIKTANK EDELSTAHL 95/80Ltr600x600x300 RÉSERVOIR HYDRAULIQUE EN ACIER INOXYDABLE 95/80Ltr600x600x300 |
|  | A1U000082 | HYDRAULISCHE TANK ROESTVRIJ STAAL 95/80 Ltr 600x600x300 - KIJKGLAS LINKERKANT HYDRAULIC TANK STAINLESS STEEL 95/80 Ltr 600x600x300 - SIGHT GLASS ON LEFT SIDE HYDRAULIKTANK EDELSTAHL 95/80 Ltr 600x600x300 - SCHAUGLAS LINKS RÉSERVOIR HYDRAULIQUE EN ACIER INOXYDABLE 95/80 L 600x600x300 - VOYANT À GAUCHE |
|  | M1U0005A | BEVESTIGING HYDRAULISCHE STUURBLOK HYDRAULIC STEERING BLOCK MOUNTING MONTAGE DES HYDRAULISCHEN LENKBLOCKS MONTAGE DU BLOC DE DIRECTION HYDRAULIQUE |
| | M1U0005A01 | PLAAT ALU 245x245x6 BEVESTIGING HYDRAULISCHE STUURBLOK (3 sectie ventiel) PLATE ALU 245x245x6MOUNTING HYDRAULIC CONTROL BLOCK (3 section valve) PLATTE ALU 245x245x6MONTAGE DES HYDRAULISCHEN STEUERBLOCKS (3-Sektionen-Ventil) PLAQUE ALU 245x245x6MONTAGE DU BLOC DE COMMANDE HYDRAULIQUE (vanne 3 sections) |

Order by Phone +32 89 73 98 93 (NL - EN - DE)
+32 89 73 98 97 (NL - FR - IT)

Company stamp / Details

Order by E-mail Spareparts@lagservice.eu

| Article | Quantity | Description | Remarks |
|---------|----------|-------------|---------|
| 1. | | | |
| 2. | | | |
| 3. | | | |
| 4. | | | |
| 5. | | | |
| 6. | | | |
| 7. | | | |
| 8. | | | |
| 9. | | | |
| 10. | | | |


Opmerkingen

We're also the right address for all repairing's / modifications and damage recoveries

TANK REFURBISHMENTS (SECOND LIFE) - with or without new chassis



PUMP UNIT / TIPPING CYLINDER BUILD IN AND REPAIR



DAMAGE REPAIR



Interested in our possibilities? Feel free and please contact us at: service@lag.be or call +32 89 46 91 32

All brands marks images and associated copyright and other intellectual property (including Part Numbers where relevant) are owned by LAG trailers, or the respective producers, owners, or distributors of other makes. No rights or licences are granted to any third party without the express prior written agreement of the owner. Any third party supplier/manufacturer Part Numbers are displayed for comparative purposes only, and are not a statement of origin or manufacture of the product available. This catalogue replaces all previous versions. In kind of mistakes and to be sure for the latest information always ask LAG for the latest version of this catalog. Every effort is made to ensure accuracy but LAG is not liable for any errors or omissions. Inclusion of any product or service is not an offer capable of acceptance, and any orders must be placed and accepted by LAG or any selling dealer on their standard terms of sale. LAG standard terms of sale apply to any use of or enquiry relating to this catalogue/on line publication, and are available on www.lag.be or www.lagservice.eu or your local LAG Dealer. Images are for illustrative purposes only and products available or supplied may vary in finish or other detail without affecting functionality. Sales are subject to the warranty and limitations applying to the product and relevant manufacturer/supplier. All products are subject to availability and the prevailing price at time of binding order.

BELGIUM

LAG trailers N.V. - Bree

Kanaallaan 54 | 3960 Bree
spareparts@lagservice.eu
+32 89 73 98 93 (NL - EN - DE)
+32 89 73 98 97 (NL - FR - IT)

The Netherlands

Burg Trailer Service - Pijnacker

Katwijkerlaan 75 | 2641PD Pijnacker
magazijn@burgtrailerservice.nl
+31 (0)15 361 5410

Poland

LAG Service Poland - Poznan

Rabowicka 9 | 62-020 Jasin
marcin.labanowicz@lagservice.eu
+48 61 65 15 930