

SPARE PARTS CATALOG

Tank trailers



Reliable, no matter where.



The LAG Spare Parts catalog is a comprehensive range of all-make trailer parts and workshop consumables. Developed by LAG trailers NV, it's available through the European LAG dealer network.

LAG offers an extensive range of parts for all their build trailers but also for all other trailer brands, and a market-leading selection of consumables. All products are OE and OE quality ensuring the best for your vehicle. The entire range of LAG products can be found and easily identified in our quick reference catalogues.

By offering a comprehensive range in one place means you can reduce your supplier base and associated costs. After all different suppliers mean different admin systems - which means extra cost and hassle for you.

Once you have identified the part(s) you require, simply call, email or visit your local LAG dealer. You'll find your local branch on the following pages or on our website. Each has a broad range of parts and consumables in stock, and any not immediately available will, in the vast majority of cases, be available through the LAG parts express delivery system.

We choose only products that meet our stringent standards of both quality and durability, and back them all with standard LAG warranty terms and conditions.

Whether you carry out your own fleet maintenance, or it's conducted by your local LAG dealer, the LAG program can save you time and money, maximizing the uptime of your fleet whilst reducing the overall cost of your operation. The range is constantly being expanded, so you will always find what you need.

LAG spare-parts catalog is just one of the programs that LAG offer to support your business. Your local dealer is your one-stop partner for your transport solutions. Under one roof you will find professionals who can help you.



LAG Reliable, no matter where

Table Of Contents

SPARE PARTS CATALOG	1
FOREWORD	2
CHASSIS-ONDERDELEN	4
TANK ONDERDELEN	88
SLANG BUIS & BEUGEL ONDERDELEN	132
LEUNING / LADDER / LOOPBAAN	144
KOPPELING & KLEPPEN - ALGEMEEN	165
PAKKING & AFDICHTING	194
ELEKTRISCH - VERLICHTING	201
LUCHT - PNEUMATISCHE REM- & VERINGONDERDELEN	234
HYDRAULISCHE ONDERDELEN	258
ORDER FORM	261
SPARE PART DEALERS	264

	Article	Description
	28A300001085	STEUN ZIJ- & BREEDTEMARKERING ROESTVRIJSTAAL L535 BRACKET SIDE & WIDTH MARKING STAINLESS STEEL L535 BEFESTIGUNG SEITE & BREITENKENNZEICHNUNG EDELSTAHL L535 SUPPORT MARQUAGE LATÉRAL ET LARGEUR ACIER INOXYDABLE L535
	28A3J0000013	SPATBORDSTEUN GESCHROEFD L550 LINKS MUDGUARD BRACKET SCREWED L550 LEFT KOTFLÜGELHALTER GESCHRAUBT L550 LINKS SUPPORT DE GARDE-BOUE VISSE L550 GAUCHE
	28A3J0000014	SPATBORDSTEUN GESCHROEFD L550 RECHTS MUDGUARD BRACKET SCREWED L550 RIGHT KOTFLÜGELHALTER GESCHRAUBT L550 RECHTS SUPPORT DE GARDE-BOUE VISSE L550 DROIT
	28A3J0000161	FIETSENVANGERSTEUN (BOVEN MONTAGE) SIDEGUARD BRACKET (ABOVE ASSEMBLY) SEITENSCHIRM HALTERUNG (ÜBER MONTAGE) SUPPORT DE PARE CYCLISTE (CI-DESSUS ASSEMBLAGE)
	28A3J0000163	FIETSENVANGERSTEUN GESCHROEFD CENTER S.S. SIDEGUARD BRACKET SCREWED CENTRE SEITENSCHIRM HALTERUNG GESCHRAUBT MITTE SUPPORT DE PARE CYCLISTE CENTRAL VISSE
	28A7Q0000024	HOOGTEREGELAAR BEVEVESTIGING SPANSCHAAL VIERKANT 120 HEIGHT CONTROLLER ASSEMBLY SPANISH SCALE SQUARE 120 HÖHENREGLER MONTAGE SPANISCH SCALE SQUARE 120 ASSEMBLAGE DE CONTRÔLEUR DE HAUTEUR ESPAGNOL SCALE SQUARE 120
	28M0J0009B	OPHANGING SPATBORDEN OMEGA - ROESTVRIJSTAAL SUSPENSION MUDGUARDS OMEGA - STAINLESS STEEL FEDERUNG SCHUTZBLECH OMEGA - EDELSTAHL GARDE-BOUE A SUSPENSION OMEGA - ACIER INOXYDABLE

CHASSIS-ONDERDELEN

	Article	Description
	28M0J0010A	OPHANGING SPATBORDEN - ROESTVRIJSTAAL ONDERPLAAT (OMEGA) SUSPENSION MUDGUARDS - STAINLESS STEEL UNDERPLATE FEDERUNG SCHUTZBLECH - EDELSTAHL TRÄGERPLATTE GARDE-BOUE A SUSPENSION - SOUS-PLANCHER EN ACIER INOXYDABLE
	28M0R0172A	BEVESTIGING LUCHTKETEL AIR TANK ATTACHMENT LUFTBEHÄLTER BEFESTIGUNG ATTACHE DE RÉSERVOIR D'AIR
	28M2J0042A	RING AARDINGSHASPEL GROUNDING REEL RING ERDUNGSSPULE-RING BAGUE DE BOBINE DE MISE À LA TERRE
	28M2J0110B03	FERRYHAAK BEVESTIGINGSBEUGEL, MOLENPLAAT RVS FERRY HOOK FIXING BRACKET, MOLENPLATE STAINLESS STEEL FÄHREHAKEN BEFESTIGUNGSHALTER, MÖLLENPLATTE ROSTFREIER STAHL SUPPORT DE FIXATION CROCHET FERRY, ACIER INOXYDABLE MOLENPLATE
	28M2J0127A	SLANGKOKERSTEUN TEGEN TANKZADEL HOSE SLEEVE SUPPORT AGAINST TANK SADDLE SCHLAUCH HÜLSEN HALTERUNG GEGEN TANK SATTEL SUPPORT DE MANCHON DE TUYAU CONTRE LA SELLE DU RÉSERVOIR
	28M3LS025A	ANKER BEVESTIGING TIR-KABEL TIR CABLE ATTACHMENT ANCHOR TIR KABEL BEFESTIGUNG ANKER ANCRAGE DE FIXATION DE CÂBLE TIR
	28M3P0057A	FLENS ROESTVRIJSTAAL D174XD109 / D100 X S150 X 8X D11 X 10 FLANGE STAINLESS STEEL D174XD109 / D100 X S150 X 8X D11 X 10 FLANSCH EDELSTAHL D174XD109 / D100 X S150 X 8X D11 X 10 BRIDE ACIER INOXYDABLE D174XD109 / D100 X S150 X 8X D11 X 10

CHASSIS-ONDERDELEN




	Article	Description
	33WKX006	FIETSENVANGER 100 X 100 - 6060 T6 - LENGTE =4000 SIDEGUARD 100 X 100 - 6060 T6 - LENGTH = 4000 SEITENSCHIRM 100 X 100 - 6060 T6 - LÄNGE = 4000 PROFIL ALU PARE CYCLISTE 100 X 100 - 6060 T6 - LONGUEUR = 4000
	33WKX017	FIETSENVANGER 100 X 30 - 6060 T6 - LENGTE=6500 SIDEGUARD 100 X 30 - 6060 T6 - LENGTH = 6500 SEITENSCHIRM 100 X 30 - 6060 T6 - LÄNGE = 6500 PROFIL ALU PARE CYCLISTE 100 X 30 - 6060 T6 - LONGUEUR = 6500
	38A3M0000071	BEVESTIGING MARKERINGSBORD/ BREEDTEMARKING GEANODISEERDISEERD ALUMINIUM MARKING BOARD ATTACHMENT/WIDTH MARKING ANODIZED ALUMINIUM KENNZEICHNUNGSTAFEL BEFESTIGUNG/BREITENKENNZEICHNUNG ELOXIERTES ALUMINIUM FIXATION DE PANNEAU DE MARQUAGE / MARQUAGE DE LARGEUR D'ALUMINIUM ANODISÉ
	56DOP078	AFDICHTDOP ROND ZWART VOOR SPATLAP BEVESTIGING SEALING CAP ROUND BLACK FOR MUD FLAPS ATTACHMENT DICHTUNGSKAPPE RUND SCHWARZ ZUR SCHMUTZFÄNGERBEFESTIGUNG BOUCHON D'ÉTANCHÉITÉ ROND NOIR POUR FIXATION BAVETTES
	59OLE001	DRUPPELSCHAAL LEKBAKJE - 226X207X80 (polyamide 25 liter) DRIP TRAY LEAK BIN - 226X207X80 (polyamide 25 LITER) TROPFSCHALE LECKEIMER - 226X207X80 (polyamide 25 LITER) BAC DE RECUPERATION POUR BAC À GOUTTES - 226X207X80 (polyamide 25 LITRES)
	61BVA005	VANGKABEL Lengte =1160mm
	61BVA007	VANGKABEL Lengte=1270

CHASSIS-ONDERDELEN



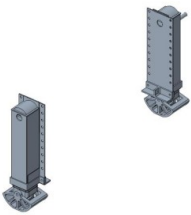



	Article	Description
	61DIV015	WIELMOERDOP RADOLID MET LAG-LOGO KSW32-2-G65 CHROME WHEEL NUT CAP RADOLID WITH LAG-LOGO KSW32-2-G65 CHROME RADMUTTER KAPPE RADOLID MIT LAG-LOGO KSW32-2-G65 CHROM BOUCHON ECROU DE ROUE RADOLIDE AVEC LOGO LAG KSW32-2-G65 CHROME
	61DIV016	WIELMOERDOP RADOLID MET LAG-LOGO KSW32-2-G43 CHROME WHEEL NUT CAP RADOLID WITH LAG-LOGO KSW32-2-G43 CHROME RADMUTTER KAPPE RADOLID MIT LAG-LOGO KSW32-2-G43 CHROM BOUCHON ECROU DE ROUE RADOLIDE AVEC LOGO LAG KSW32-2-G43 CHROME
	61DIV022	WIELMOER INDICATOR TYPE CHECKPOINT 32MM - GEEL WHEEL NUT INDICATOR TYPE CHECKPOINT 32MM - YELLOW RADMUTTER INDIKATOR TYP CHECKPOINT 32MM - GELB POINT DE CONTRÔLE TYPE INDICATEUR DE ROUE 32MM - JAUNE
	61DIV023	WIELMOERDOP CHROME - ZONDER LAG-LOGO WHEEL NUT CAP CHROME - WITHOUT LAG LOGO RADMUTTER KAPPE CHROM - OHNE LAG LOGO BOUCHON D'ECROU DE ROUE CHROME - SANS LOGO LAG
	61DIV026	WIELMOERDOP MET INDICATOR - CHECKPOINT 32MM - FLUO GEEL WHEEL NUT SILL WITH INDICATOR - CHECK POINT 32MM - FLUO YELLOW RADMUTTER SILL MIT INDIKATOR - PRÜFPUNKT 32MM - FLUO GELB ÉCROU DE ROUE AVEC INDICATEUR - POINT DE CONTRÔLE 32MM - FLUO JAUNE
	61DIV029	WIELMOERDOP CHROME MET GEINTEGREERDE INDICATOR EN LAG-LOGO (M32) WHEEL MOUNTED CHROME WITH INDICATOR AND LAG LOGO (M32) RADMONTIERTES CHROM MIT INDIKATOR UND LAGERZEICHEN (M32) CHROME MONTÉ SUR LA ROUE AVEC INDICATEUR ET LOGO LAG (M32)
	63BPP007	STEUNVOET PAAR, BPW 800/470 S-VOET SUPPORT FOOT PAIR, BPW 800/470 S-FOOT STÜTZFUSSPAAR, BPW 800/470 S-FOOT PAIRE DE PIEDS DE SUPPORT, BPW 800/470 S-FOOT

	Article	Description
	63JOD004	MANIVELHOUDER LG=115 JOST JS E0040200 SWIVEL STOOL HOLDER LG = 115 JOST JS E0040200 DREHHOCKER-HALTERUNG LG = 115 JOST JS E0040200 PORTE-TUBE PIVOTANT LG = 115 JOST JS E0040200
	63JOD018	ZWENGEL STEUNPOOT JOST JS0042805 A=520
	63JOD019	VERBINDINGSSTANG JOST MODUL B L04 - LG=1500 CONNECTING ROD JOST MODUL B L04-LG = 1500 PLEUEL JOST MODUL B L04-LG = 1500 TRINGLE DE RACCORDEMENT JOST MODUL B L04-LG = 1500
	63JOD020	VERBINDINGSSTANG JOST MODUL B L08 - LG=1635 CONNECTION ROD JOST MODUL B L08 CONNECTING - LG = 1635 VERBINDUNGSSTAB JOST MODUL B L08 VERBINDUNG - LG = 1635 BARRE DE RACCORDEMENT JOST MODULE B L08 CONNEXION - LG = 1635
	63JOD021	ZWENGEL/KURBEL JOST A=450 (LANG) CRANK JOST A = 450 KURBEL JOST A = 450 MANIVELLE JOST A = 450
	63JOD022	S-VOET VOOR JOST STEUNVOET MODUL B S-FOOT FOR JOST LANDINGGEAR MODUL B LANDINGGEAR S-FUß FÜR JOST FAHRWERK MODUL B FAHRWERK S-FOOT POUR BEQUILLES JOST MODUL B
	63JOD025	T-VOET VOOR JOST STEUNVOET MODUL B T-FOOT FOR JOST MODUL B LANDINGGEAR T-FUß FÜR JOST MODUL B FAHRWERK T-FOOT POUR JOST MODUL B LANDINGGEAR

	Article	Description
	63JOD027	ZWENDEL/KURBEL STEUNPOOT JOST A=350 CRANK STAND JACK JOST A = 350 KURBEL WAGENHEBER JOST A = 350 MANIVELLE JACK A = 350
	63JOD029	BUITENRAAMBEDIENING VOOR STEUNPOTEN JOST (MODUL B+C) EXTERNAL WINDOW CONTROL FOR SUPPORT LEGS JOST (MODUL B + C) EXTERNE FENSTERSTEUERUNG FÜR UNTERSTÜTZUNG DER BEINE JOST (MODUL B + C) COMMANDE DE FENÊTRE EXTERNE POUR LES JAMBES DE SOUTIEN JOST (MODUL B + C)
	63JOD030	HOUDER VOOR STEUNPOOT ZWENDEL KURBELHALTERUNG - JOST MODUL
	63JOD031	MANIVELHOUDER LG=215 JOST SWIVEL STOOL HOLDER LG = 215 JOST DREHHOCKER-HALTERUNG LG = 215 JOST SUPPORT MANIVELLE LG = 215 JOST
	63JOD043	T-VOET ALU VOOR JOST STEUNVOET E100 VLAKKE KANTELVOET - JS2116-0001 T-FOOT ALUMINIUM FOR JOST SUPPORT FOOT E100FLAT TILT FOOT - JS2116-0001 T-FUSS ALUMINIUM FÜR JOST STÜTZFUSS E100FLACHER NEIGUNGSFUSS - JS2116-0001 PIED EN T ALUMINIUM POUR PIED DE SUPPORT JOST E100PIED INCLINABLE PLAT - JS2116-0001
	63JOD051	AFDEKKAP BOVEN OP STEUNVOET;PVC COVER CAP ON TOP OF SUPPORT FOOT;PVC ABDECKKAPPE OBERTEIL STÜTZFUSS;PVC CAPUCHON DE PROTECTION SUR LE DESSUS DU PIED DE SUPPORT ; PVC
	63JOP088	STEUNVOET PAAR, JOST MODUL CH 790/430 T-VOET SUPPORT FOOT PAIR, JOST MODULE CH 790/430 T-FOOT SUPPORT FOOT PAIR, JOST MODULE CH 790/430 T-FOOT Paire de pieds de support, JOST MODULE CH 790/430 Pied en T

	Article	Description
	63JOP091	STEUNVOET PAAR, JOST MODUL CH 840/470 T-VOET SUPPORT FOOT PAIR, JOST MODULE CH 840/470 T-FOOT STÜTZFUSSPAAR, JOST MODUL CH 840/470 T-FUSS STÜTZFUSSPAAR, JOST MODUL CH 840/470 T-FUSS
	63JOP099	STEUNVOET PAAR, JOST MODUL CH 790/430 S-VOET SUPPORT FOOT PAIR, JOST MODULE CH 790/430 S-FOOT STÜTZFUSSPAAR, JOST MODUL CH 790/430 S-FUSS STÜTZFUSSPAAR, JOST MODUL CH 790/430 S-FUSS
	63JOP100	STEUNVOET PAAR, JOST MODUL CH 940/560 T-VOET STÜTZFUSSPAAR, JOST MODUL CH 940/560 T-FUSS STÜTZFUSSPAAR, JOST MODUL CH 940/560 T-FUSS Paire de pieds de support, JOST MODULE CH 940/560 Pied en T
	63JOP108	STEUNVOET PAAR, JOST MODUL CH 840/470 A-VOET STÜTZFUSSPAAR, JOST MODUL CH 840/470 A-FUSS STÜTZFUSSPAAR, JOST MODUL CH 840/470 A-FUSS Paire de pieds de support, module JOST CH 840/470 A-FOOT
	63JOP111	STEUNVOET PAAR, JOST MODUL CH 840/470 S-VOET (ZONDER ZWENDEL & VERBINDINGSBUIS) LANDINGGEAR PAIR, JOST MODUL CH 840/470 S-FOOT FAHRWERK PAAR, JOST MODUL CH 840/470 S-FUß PAIRE DE BEQUILLES JOST MODUL CH 840/470 S-FOOT
	63JOP113	STEUNVOET PAAR, JOST MODUL CH 740/380 S-VOET SUPPORT FOOT PAIR, JOST MODULE CH 740/380 S-FOOT STÜTZFUSSPAAR, JOST MODUL CH 740/380 S-FUSS Paire de pieds de support, JOST MODULE CH 740/380 S-FOOT
	63JOP114	STEUNVOET PAAR, JOST MODUL CH 790/430 A-VOET SUPPORT FOOT PAIR, JOST MODULE CH 790/430 A-FOOT STÜTZFUSSPAAR, JOST MODUL CH 790/430 A-FUSS Paire de pieds de support, module JOST CH 790/430 A-FOOT

CHASSIS-ONDERDELEN

	Article	Description
	63JOP127	STEUNVOET PAAR, JOST MODUL CK 700+440/280 SUPPORT FOOT PAIR, JOST MODUL CK 700+440/280 STÜTZFUSSPAAR, JOST MODUL CK 700+440/280 Paire de pieds de support, JOST MODUL CK 700+440/280
	63JOP131	STEUNVOET PAAR, JOST CA 102 A (MH=850/SL=420) UITSLUITEND POTEN SUPPORT FOOT PAIR, JOST CA 102 A (MH = 850/SL = 420) ONLY LEGS STÜTZ FUSS PAAR, JOST CA 102 A (MH = 850/SL = 420) NUR BEINE PAIRE DE PIEDS DE SUPPORT, JOST CA 102 A (MH = 850/SL = 420) SEULEMENT LES JAMBES
	63JOP132	STEUNVOET PAAR ALUMINIUM, JOST CA 103 A / MH=800/SL=370 (ZONDER ZWENGEL, ZONDER VERBINDINGSBUIJS) BRACKET FOOT PAIR ALUMINIUM, JOST CA 103 A / MH = 800 / SL = 370 (EXCLUSIVE CRANK OR CONNECTION TUBE) TRÄGERFUß PAAR ALU, JOST CA 103 A / MH = 800 / SL = 370 (EXKLUSIVE KURBEL ODER VERBINDUNGSSCHLAUCH) MECANISME PAIRE DE BEQUILLES ALU, JOST CA 103 A / MH = 800 / SL = 370 (MANIVELLE EXCLUSIVE OU TUBE DE RACCORDEMENT)
	63JOP134	STEUNVOET PAAR, JOST CA104420000 MH=750/SL=320 SUPPORT FOOT PAIR, JOST CA104420000 MH=750/SL=320 STÜTZFUSSPAAR, JOST CA104420000 MH=750/SL=320 PAIRE DE PIEDS DE SUPPORT, JOST CA104420000 MH=750/SL=320
	63JOP135	STEUNVOET PAAR, JOST MODUL B 850/520 BOV MET T-VOET SUPPORT FOOT PAIR, JOST MODUL B 850/520 BOV WITH T-FOOT STÜTZFUSSPAAR, JOST MODUL B 850/520 BOV MIT T-FUSS Paire de pieds de support, JOST MODUL B 850/520 BOV avec pied en T
	63JOP136	STEUNVOET PAAR, JOST MODUL B 850/520 BOV - MET S-VOET SUPPORT FOOT PAIR, JOST MODUL B 850/520 BOV - WITH S-FOOT STÜTZFUSSPAAR, JOST MODUL B 850/520 BOV - MIT S-FUSS Paire de pieds de support, JOST MODUL B 850/520 BOV - avec pied en S
	63JOP141	STEUNPOTEN COMPLETE SET, JOST MODUL B 800/470 BOV - B0301-040000 - MET T-VOET SUPPORT LEGS COMPLETE SET, JOST MODUL B 800/470 BOV - B0301-040000 - WITH T-BASE UNTERSTÜTZUNGSBEINE KOMPLETT SET, JOST MODUL B 800/470 BOV - B0301-040000 - MIT T-BASE JEU COMPLET DE PIEDS DE SUPPORT, JOST MODUL B 800/470 BOV - B0301-040000 - AVEC BASE EN T

CHASSIS-ONDERDELEN

	Article	Description
	63JOP142	STEUNVOET PAAR, JOST MODUL B 800/470 BOVEN MET S-VOET (B0301-010000) SUPPORT FOOT PAIR, JOST MODUL B 800/470 TOP WITH S-FOOT (B0301-010000) STÜTZ FUSS PAAR, JOST MODUL B 800/470 TOP MIT S-FOOT (B0301-010000) PAIRE DE PIEDS DE SUPPORT, MODULE JOST B 800/470 HAUT AVEC S-FOOT (B0301-010000)
	63JOP145	STEUNVOET PAAR, JOST MODUL B 750/430 BOV MET T-VOET SUPPORT FOOT PAIR, JOST MODUL B 750/430 BOV WITH T-FOOT STÜTZFUSSPAAR, JOST MODUL B 750/430 BOV MIT T-FUSS Paire de pieds de support, JOST MODUL B 750/430 BOV avec pied en T
	63JOP146	STEUNVOET PAAR, JOST MODUL B 750/430 BOV - MET S-VOET SUPPORT FOOT PAIR, JOST MODUL B 750/430 BOV WITH S-FOOT STÜTZFUSSPAAR, JOST MODUL B 750/430 BOV MIT S-FUSS Paire de pieds de support, JOST MODUL B 750/430 BOV avec pied en S
	63JOP150	STEUNVOET JOST MODUL B 750/430 DUB (SET/PAAR) MET S-VOET LANDINGGEAR JOST MODUL B 750/430 DUB (SET/PAIR) WITH S-FOOT FAHRWERK JOST MODUL B 750/430 DUB (SET/PAAR) MIT S-FUß PAIRE DE BEQUILLES JOST MODULE B 750/430 DUB (SET / PAIRE) AVEC S-FOOT
	63JOP151	STEUNVOET PAAR/SET, JOST MODUL B 700/400 BOV - B0501-040000 / T-VOET LANDINGGEAR FOOT PAIR/SET, JOST MODUL B 700/400 BOV - B0501-040000 / T-FOOT FAHRWERK FUß PAAR/SET, JOST MODUL B 700/400 BOV - B0501-040000 / T-FUß PAIRE DE BEQUILLES/ENSEMBLE JOST MODULE B 700/400 BOV - B0501-040000 / T-FOOT
	63JOP152	STEUNVOET PAAR/SET, JOST MODUL B 700/400 BOV - B0501-040000 / S-VOET SUPPORT FOOT PAIR/SET, JOST MODUL B 700/400 BOV-B0501-040000/S-BASE STÜTZ FUSS PAAR/SET, JOST MODUL B 700/400-B0501-040000/S-BASE PAIRE DE PIED SUPPORT/SET, MODULE JOST B 700/400 BOV-B0501-040000/S-BASE
	63JOP157	STEUNVOET PAAR, JOST MODUL B 650/350 BOV MET S-VOET SUPPORT FOOT PAIR, JOST MODUL B 650/350 BOV WITH S-FOOT STÜTZFUSSPAAR, JOST MODUL B 650/350 BOV MIT S-FUSS Paire de pieds de support, JOST MODUL B 650/350 BOV avec pied en S

CHASSIS-ONDERDELEN

	Article	Description
	63JOP174	STEUNPOOT PAAR, JOST MODUL B 800/470 DUBBEL S-VOET SUPPORT LEGS PAIR, JOST MODUL B 800/470 DOUBLES-FOOT STÜTZPAAR PAAR, JOST MODUL B 800/470 DOPPELS-FUSS PAIRE DE SUPPORTS PAIRE, JOST MODUL B 800/470 DOUBLEPIED S
	63KPC004	KOPPELPEN 2" JOST COMPLEET , VR PLAAT 8MM KINGPIN 2" JOST COMPLETE, VR PLATE 8MM KÖNIGSZAPFEN 2" JOST KOMPLETT, VR PLATTE 8MM PIVOT D'ATTELAGE 2 "JOST COMPLET, PLAQUE VR 8MM
	63KPC005	KOPPELPEN 2" JOST, KOMPLEET , VR PLAAT 10 MM KINGPIN 2" JOST, COMPLETE, VR PLATE 10 MM KÖNIGSZAPFEN 2" JOST, KOMPLETT, VR PLATTE 10 MM PIVOT D'ATTELAGE 2 "JOST, COMPLET, PLAQUE VR 10 MM
	63KPO006	DIEFSTALZEKERING KOPPELPEN / KINGPEN SLOT 2" THEFT FUSE TORQUE PINS / KINGPIN LOCK 2 " DIEFT SICHERUNG DREHMOMENT PINS / KINGPIN LOCK 2 " VOLS FUSIBLES COUPLE DE COUPLE / KINGPIN LOCK 2 "
	63SDI001	ONDERLEGPLAAT STEUNVOET KUNSTSTOF 20TON (400 X 400 X 60mm) RINGS PLATE SUPPORT BASIC PLASTIC 20TON (400X400X60 MM) RINGE PLATTEN STÜTZE BASIC PLASTIC 20TON (400X400X60 MM) BAGUES SUPPORT PLAQUE DE BASE EN PLASTIQUE 20TON (400X400X60 MM)
	63SDI003	VALPOOT LIGHT - ALUMINIUM UITVOERING (TOT. HOOGTE 795MM - SLAG : 500MM) 30TON FOLDING LEG LIGHT-ALUMINUM VERSION (UP TO. HEIGHT 795MM-STROKE: 500MM) 30TON KLAPP BEIN LIGHT-ALUMINIUMVERSION (BIS. HÖHE 795MM-HUB: 500MM) 30TON JAMBE PLIANTE-VERSION ALUMINIUM (JUSQU'À. HAUTEUR 795MM-STROKE: 500MM) 30TON
	65BDB022	OPTITIRE ECU AANHANGER ECU OPTITIRE ECU OPTITIRE ECU OPTITIRE

	Article	Description
	65BDB024	OPTITIRE ADAPTERKABEL ADAPTER CABLE - OPTI TYRE PRESSURE SYSTEM ADAPTERKABEL - OPTI REIFENDRUCKSYSTEM CÂBLE ADAPTATEUR - SYSTÈME DE PRESSION DES PNEUS OPTI
	65RAB086	EBS SPIRAALKABEL MET 7 POLEN COILED CONNECTING CABLE CLASSI WENDELFLEKKABEL CLASSIC CABLE LIAISON TRACTEUR
	65RAB127	SPIRAALKABEL MET 5 POLEN 12V SPIRAL CABLE WITH 5 POLES 12V SPIRAL KABEL MIT 5-POLIGEM 12V CÂBLE SPIRALÉ AVEC 5 PÔLES 12V
	65RKE009	LUCHTKETEL ALU - 40 LTR - 758 X 276 MM (WERKDRUK MIN. 10 BAR) AIR TANK ALU - 40 LITER - 758 X 276 MM (WORKING PRESSURE MIN. 10 BAR) LUFTBEHÄLTER ALU - 40 LITER - 758 X 276 MM (BETRIEBSDRUCK MIN. 10 BAR) RÉSERVOIR D'AIR ALU - 40 LITRES - 758 X 276 MM (PRESSION DE TRAVAIL MIN 10 BAR)
	65RKE010	LUCHTKETEL STAAL - 40 LTR - 760 X 276 MM AIR TANK STEEL - 40 LITER - 760 X 276 MM LUFTBEHÄLTER STAHL - 40 LITER - 760 X 276 MM RÉSERVOIR D'AIR ACIER - 40 LITRE - 760 X 276 MM
	65RKE013	LUCHTKETEL STAAL - 60 LTR - 1109 X 276 MM AIR TANK STEEL - 60 LITER - 1109 X 276 MM LUFTBEHÄLTER STAHL - 60 LITER - 1109 X 276 MM RÉSERVOIR D'AIR ACIER - 60 LITRES - 1109 X 276 MM
	65RKE014	LUCHTKETEL ALUMINIUM - 60 LTR - 900 X 310 MM AIR TANK ALUMINIUM - 60 LITER - 900 X 310 MM LUFTBEHÄLTER ALUMINIUM - 60 LITER - 900 X 310 MM RÉSERVOIR D'AIR ALU - 60 LITRE - 900 X 310 MM

CHASSIS-ONDERDELEN


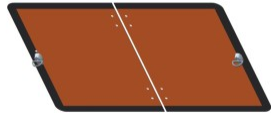
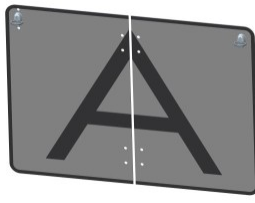




	Article	Description
	65RKE015	LUCHTKETEL STAAL - 60 LTR - 884 X 310 MM (WERKDRUK MIN. 10 BAR) AIR TANK STEEL - 60 LITER - 884 X 310 MM (WORKING PRESSURE MIN. 10 BAR) LUFTBEHÄLTER STAHL - 60 LITER - 884 X 310 MM (BETRIEBSDRUCK MIN. 10 BAR) RÉSERVOIR D'AIR ACIER - 60 LITRES - 884 X 310 MM (PRESSION DE TRAVAIL MIN 10 BAR)
	65RKE020	LUCHTKETEL ALUMINIUM - 80 LTR - 1175 X 310 MM AIR TANK ALUMINIUM - 80 LITER - 1175 X 310 MM LUFTBEHÄLTER ALUMINIUM - 80 LITER - 1175 X 310 MM RÉSERVOIR D'AIR ALUMINIUM - 80 LITRE - 1175 X 310 MM
	65RKE022	LUCHTKETEL STAAL - 80 LTR - 1175 X 310 MM AIR TANK STEEL - 80 LITER - 1175 X 310 MM LUFTBEHÄLTER STAHL - 80 LITER - 1175 X 310 MM RÉSERVOIR D'AIR ACIER - 80 LITRE - 1175 X 310 MM
	65RKE025	LUCHTKETEL ALU - 40 LTR - 945 X 246 MM (WERKDRUK MIN. 10 BAR) AIR TANK ALU - 40 LITER - 945 X 246 MM (WORKING PRESSURE MIN. 10 BAR) LUFTBEHÄLTER ALU - 40 LITER - 945 X 246 MM (BETRIEBSDRUCK MIN. 10 BAR) RESERVOIR D'AIR ALU - 40 LITRE - 945 X 246 MM (PRESSION DE TRAVAIL MIN 10 BAR)
	65RKE035	LUCHTKETEL ALU - 60 LTR - 396/591 MET BEUGEL (9.5 BAR - ZWART GECOAT) AIR TANK ALU - 60 LITER - 396/591 WITH BRACKET (9.5 BAR - BLACK COATED) LUFTBEHÄLTER ALU - 60 LITER - 396/591 MIT HALTERUNG (9.5 BAR - SCHWARZ BESCHICHTET) RESERVOIR D'AIR ALU - 60 LITRE - 396/591 AVEC SUPPORT (9,5 BAR - NOIR)
	65RKE036	LUCHTKETEL ALU - 80 LTR - 396/758 MET BEUGEL (9.5 BAR - ZWART GECOAT) AIR TANK ALU - 80 LITER - 396/758 WITH BRACKET (9.5 BAR - BLACK COATED) LUFTBEHÄLTER ALU - 80 LITER - 396/758 MIT HALTERUNG (9.5 BAR - SCHWARZ BESCHICHTET) RÉSERVOIR D'AIR ALU - 80 LITRE - 396/758 AVEC SUPPORT (9,5 BAR - NOIR)
	65RKE042	LUCHTKETEL ALUMINIUM - 100LITER - 396/925 BEUGEL - NORM EN286-2 - PS 9.5 BAR - ZWART GECOAT AIR TANK ALUMINIUM - 100 LITER - 396/925 BRACKET - STANDARD EN286-2 - PS 9.5 BAR - BLACK COATED LUFTBEHÄLTER ALUMINIUM - 100 LITER - 396/925 HALTERUNG - STANDARD EN286-2 - PS 9.5 BAR - SCHWARZ BESCHICHTET RÉSERVOIR D'AIR ALUMINIUM - 100 LITRE - 396/925 SUPPORT - STANDARD EN286-2 - PS 9,5 BAR - NOIR

CHASSIS-ONDERDELEN

	Article	Description
	65RKE046	LUCHTKETEL-ALUMINIUM 80LITER 396/758 BEUGEL (PS 9.5 BAR - ZWART GECOAT) AIR TANK-ALUMINIUM 80 LITER 396/758 BRACKET (PS 9.5 BAR - BLACK COATED) LUFTBEHÄLTER-ALUMINIUM 80 LITER 396/758 HALTERUNG (PS 9.5 BAR - SCHWARZ BESCHICHTET) RÉSERVOIR D'AIR-ALUMINIUM 80 LITRE 396/758 SUPPORT (PS 9,5 BAR - NOIR ENDUIT)
	65RKE047	LUCHTKETEL ALUMINIUM 100LITER 396/925 BEUGEL (ZWART GECOAT) AIR TANK ALUMINIUM 100 LITER 396/925 BRACKET (BLACK COATED) LUFTBEHÄLTER ALUMINIUM 100 LITER 396/925 HALTERUNG (SCHWARZ BESCHICHTET) RESERVOIR D'AIR ALUMINIUM 100 LITRE 396/925 SUPPORT - ENDUIT NOIR
	66ARD006	AARDINGSPEN DIAMETER 12 X 70 GROUNDING PIN DIAMETER 12 X 70 ERDUNGSANSCHLUSS DURCHMESSER 12 X 70 DIAMÈTRE DE GOUPILLE DE MISE À LA TERRE 12 X 70
	66ARD009	AARDKABELHASPEL INCL. KLEM MET OPSPOELREM (15 METER) GROUNDING CABLE REEL INCL. CLAMP WITH SPOOLER BRAKE (15 METRES) ERDUNGSKABEL REEL INKL. KLEMME MIT SPOOLER-BREMSE (15 METER) BOBINE DE CÂBLE DE MISE À LA TERRE INCL. PINCE AVEC FREIN SPOOLER (15 MÈTRES)
	66STC081	ADAPTERBLOK 15 POLIG NAAR 2X7 POLIG ADAPTER BLOCK 15 PIN TO 2X7 PIN ADAPTER-BSCHLOSS 15 PIN TO 2X7 PIN BLOC ADAPTATEUR 15 BROCHES A 2X7 BROCHES
	66VNC033	NUMMERPLAATHOUDER LAG UITVOERING LICENSE HOLDER PLATE LIZENZHALTERPLATTE PLAQUE DE SUPPORT DE LICENCE
	66VZC001	ZWAAILAMP (HALOGEEN) 2RL 008061-111 BEACON LIGHT (HALOGEN) 2RL 008061-111 WARNSCHILDAL LEUCHTE (HALOGEN) 2RL 008061-111 BALISE LUMINEUSE (HALOGEN) 2RL 008061-111

	Article	Description
	66VZC021	ZWAAILAMP , LED , ORANJE BEACON LIGHT , LED , ORANGE WARNSCHILDAL LEUCHTE, LED, ORANGE BALISE LUMINEUSE, LED, ORANGE
	67ADR015	ADR INOX CIJFERSET 39-DELIG (INCL. ETUI 135X93,5) ADR STAINLESS STEEL FIGURE SET 39-PIECE (INCL. ETUI 135X93.5) ADR EDELSTAHL FIGUR SET 39-TEILE (INKL. ETUI 135X93.5) ADR ACIER INOXYDABLE FIGURE ENSEMBLE 39 PIECES (Y COMPRIS ETUI 135X93.5)
	67ADR020	ADR INOX BORD, MET MONTAGEPLAAT ADR STAINLESS STEEL SIGN, WITH MOUNTING PLATE ADR EDELSTAHL SCHILD, MIT MONTAGEPLATTE SIGNAUX ADR ACIER INOXYDABLE AVEC PLAQUE DE MONTAGE
	67ADR021	GEVARENETIKET, KLASSE 3 EN 5.1, ALU DR, DUBZIJDIG (300X300X2MM) HAZARD LABEL, CLASS 3 AND 5.1, ALUMINIUM DOUBLE-SIDED (300X300X2MM) GEFAHRENKENNZEICHNUNG, KLASSE 3 UND 5.1, ALUMINIUM DOPPELSEITIG (300X300X2MM) ÉTIQUETTE DE DANGER, CLASSE 3 ET 5.1, ALUMINIUM DOUBLE FACE (300X300X2MM)
	67ADR023	GEVAREN ETIKET, KLASSE 3, ALUMINIUM DR, ENKZ (300X300X2MM) HAZARD LABEL, CLASS 3, ALUMINIUM, SINGLE-SIDED (300X300X2MM) GEFAHRENKENNZEICHNUNG, KLASSE 3, ALUMINIUM, EINSEITIG (300X300X2MM) ÉTIQUETTE DE DANGER, CLASSE 3, ALUMINIUM, SIMPLE (300X300X2MM)
	67ADR024	GEVARENETIKET, KLASSE 4.1, ALUMINIUM DR, ENKZIJDIG (300X300X2MM) HAZARD LABEL, CLASS 4.1, ALUMINIUM, SINGLE-SIDED (300X300X2MM) GEFAHRENKENNZEICHNUNG, KLASSE 4.1, ALUMINIUM, EINSEITIG (300X300X2MM) ÉTIQUETTE DE DANGER, CLASSE 4.1, ALUMINIUM, SIMPLE (300X300X2MM)
	67ADR027	GEVARENETIKET, KLASSE 8, ALUMINIUM DR, ENKZIJDIG (300X300X2MM) HAZARD LABEL, CLASS 8, ALUMINIUM, SINGLE-SIDED (300X300X2MM) GEFAHRENKENNZEICHNUNG, KLASSE 8, ALUMINIUM, EINSEITIG (300X300X2MM) ÉTIQUETTE DE DANGER, CLASSE 8, ALUMINIUM, SIMPLE (300X300X2MM)

CHASSIS-ONDERDELEN

	Article	Description
	67ADR028	GEVARENETIKET, KLASSE 9, ALUMINIUM DR, ENKZIJDIG (300X300X2MM) HAZARD LABEL, CLASS 9, ALUMINIUM, SINGLE-SIDED (300X300X2MM) GEFAHRENKENNZEICHNUNG, KLASSE 9, ALUMINIUM, EINSEITIG (300X300X2MM) ÉTIQUETTE DE DANGER, CLASSE 9, ALUMINIUM, SIMPLE (300X300X2MM)
	67ADR032	ADR-BORD ORANJE - KLAPBAAR (ALUMINIUM ZWARTE RAND) ADR-SIGN ORANGE - FOLDING (ALUMINIUM BLACK EDGE) ADR-SCHILD ORANGE - FALTBAR (ALUMINIUM SCHWARZ UMRANDET) SIGNAUX ADR ORANGE - PLIANT (ALUMINIUM BORD NOIR)
	67ADR042	A-BORD KLAPBAAR, WIT MET ZWARTE A - BENDER A-SIGN FOLDING, WHITE WITH BLACK BACKGROUND - BENDER A-SCHILD FALTBAR, WEIß MIT SCHWARZEM HINTERGRUND - BENDER SIGNE A PLIANT, BLANC AVEC FOND NOIR - BENDER
	67ADR056	GEVARENSTICKER, KLASSE 3, ALUMINIUM DR, KLAPBORD (300x300x1mm) HAZARD STICKER, CLASS 3, ALUMINIUM, FOLDING SIGN (300x300x1mm) GEFAHRENAUFKLEBER, KLASSE 3, ALUMINIUM, FALTNARES SCHILD (300x300x1mm) AUTOCOLLANT DE DANGER, CLASSE 3, ALUMINIUM, SIGNE PLIANT (300x300x1mm)
	67ADR080	SLEDE GEVARENETIKET ADR UNIV.ROESTVRIJSTAAL -VERDR.CLIP (300X300X0,8MM) CARRIAGE HAZARD LABEL ADR UNIV. STAINLESS STEEL -VERDR.CLIP (300X300X0,8MM) WAGEN GEFAHRENKENNZEICHNUNG ADR UNIV. EDELSTAHL -VERDR.CLIP (300X300X0,8MM) ÉTIQUETTE DE DANGER DE TRANSPORT ADR UNIV. ACIER INOXYDABLE -VERDR.CLIP (300X300X0,8MM)
	67ADR094	GEV.ETIKET, MILIEUGEVAARLIJK,300X300X2,ZW/WIT HAZARD LABEL, ENVIRONMENTAL HAZARD, 300X300X2, BLACK/WHITE GEFAHRENKENNZEICHNUNG, UMWELTGEFÄHRDUNG, 300X300X2, SCHWARZ/WEIß ÉTIQUETTE DE DANGER, DANGER POUR L'ENVIRONNEMENT, 300X300X2, NOIR / BLANC
	67ADR129	ADR GEVARENORBODBOX, OPVOUWBAAR ALUMINIUM (KLASSE: 3 / 4.1 / 5.1 / 6.1 / 8 / 9 / VIS) ADR HAZARD SIGN BOX, FOLDING ALUMINIUM (CLASS: 3 / 4.1 / 5.1 / 6.1 / 8/9 / VIS) ADR GEFAHRENSYMBOL BOX, FALTBAR ALUMINIUM (KLASSE: 3 / 4.1 / 5.1 / 6.1 / 8/9 / VIS) BOÎTE DE SIGNALISATION DE DANGER ADR, ALUMINIUM PLIANT (CLASSE: 3 / 4.1 / 5.1 / 6.1 / 8/9 / VIS)

	Article	Description
	67ADR130	<p>ADR GEVARENBORDBOX, OPVOUWBAAR, ALUMINIUM (KLASSE: 3 / 4.1 / 5.1 / 6.1 / 8 / 9 / TEMPERA)</p> <p>ADR HAZARD BOARD BOX, FOLDABLE, ALUMINUM (CLASS: 3/4.1/5.1/6.1/8/9/TEMPERA)</p> <p>ADR HAZARD BOARD BOX, FALTBAR, ALUMINIUM (KLASSE: 3/4.1/5.1/6.1/8/9/TEMPERA)</p> <p>BOÎTE DE CARTON DE HASARD D'ADR, PLIABLE, ALUMINIUM (CLASSE: 3/4.1/5.1/6.1/8/9/TEMPERA)</p>
	67BRB008	<p>BRANDBLUSSEUR, RONAC RK38BC, 21B, GOEDGEKEURD, 3 KG+STEUN</p> <p>FIRE EXTINGUISHER, RONAC RK38BC, 21B, APPROVED, 3 KG + BRACKET</p> <p>FEUERLÖSCHER, RONAC RK38BC, 21B, GENEHMIGT, 3 KG + HALTERUNG</p> <p>EXTINCTEUR, RONAC RK38BC, 21B, APPROUVÉ, 3 KG + SUPPORT</p>
	67BRB029	<p>BRANDBLUSSEUR KOFFER , FICHET, DIA MAX.200, MAX.H=620</p> <p>FIRE EXTINGUISHER CASE, FICHET, DIAMETER MAX.200, MAX. H = 620</p> <p>FEUERLÖSCHER CASE, FICHET, DURCHMESSER MAX.200, MAX. H = 620</p> <p>BOITIER D'EXTINCTEUR, FICHET, DIAMÈTRE MAX.200, MAX. H = 620</p>
	67BRB050	<p>BRANDBLUSSEUR, SAVAL G9C,9 KG, ABC , (BELGIE TOELATING)</p> <p>FIRE EXTINGUISHER, SAVAL G9C, 9 KG, ABC, (BELGIUM PERMITTED)</p> <p>FEUERLÖSCHER, SAVAL G9C, 9 KG, ABC, (IN BELGIEN ZUGELASSEN)</p> <p>EXTINCTEUR, SAVAL G9C, 9 KG, ABC, (SELON LOI BELGE)</p>
	67BRB053	BRANDBLUSSEUR,SAVAL G6C,6 KG,ABC,NEDERLAND
	67BRB085	<p>BRANDBLUSSEUR, GLORIA PD6GA, 6KG, ABC</p> <p>GOEDKEURINGEN: GB/SE/CZ/RO/DK/LT/LV/PL</p> <p>FIRE EXTINGUISHER, GLORIA PD6GA, 6KG, ABC APPROVALS: GB / SE / CZ / RO / DK / LT / LV / PL</p>
	67BRB087	<p>BRANDBLUSSEUR, GLORIA PD9GA, 9KG, ABC</p> <p>GOEDKEURINGEN: GB/DE/FR/EE/PL/IT/HU/RU/AE</p> <p>FIRE EXTINGUISHER, GLORIA PD9GA, 9KG, ABC APPROVALS: GB / DE / FR / EE / PL / IT / HU / RU / AE</p>

CHASSIS-ONDERDELEN

	Article	Description
	67BRB094	STEUN,BRANDBLUSSER,GLORIA 9 KG SUPPORT,FIRE EXTINGUISHER,GLORIA 9 KG HALTERUNG,FEUERLÖSCHER,GLORIA 9 KG SUPPORT,EXTINCTEUR,GLORIA 9 KG
	67BUM002	BUMPER, ALUMINIUM GEANODISEERD.130X90 L=2400 EEG, ALUSUISSE BUMPER, ALUMINIUM ANODIZED.130X90 L = 2400 EEG, ALUSUISSE STOßSTANGE, ALUMINIUM ELOXIERT.130X90 L = 2400 EEG, ALUSUISSE PARE-CHOCS, ALUMINIUM ANODIZED.130X90 L = 2400 EEG, ALUSUISSE
	67BUM005	EINDSTUK LINKS + RECHTS RUBBER , ALUMINIUM SUISSE S-160 END PIECE LEFT + RIGHT RUBBER FOR BUMPER, ALUMINIUM SUISSE S-160 ENDSTÜCK LINKS + RECHTS GUMMI FÜR STOßSTANGE, ALUMINIUM SUISSE S-160 PIÈCE D'EXTRÉMITÉ GAUCHE + CAOUTCHOUC DROIT POUR PARE-CHOCS, ALUMINIUM SUISSE S-160
	67BUM006	KUNSTSTOF AFDEKSTRIP VOOR BUMPER 67BUM001 PLASTIC COVER STRIP FOR BUMPER 67BUM001 KUNSTSTOFF COVER STRIP FÜR STOßSTANGE 67BUM001 BANDE DE COUVERTURE EN PLASTIQUE POUR PARE-CHOC 67BUM001
	67BUM007	RUBBER EINDSTUK VOOR ALUMINIUM PROFIEL 234X101X30 RUBBER END PIECE FOR ALUMINIUM PROFILE 234X101X30 GUMMI ENDSTÜCK FÜR ALUMINIUM PROFILE 234X101X30 PIÈCE EN CAOUTCHOUC D'EXTREMITE POUR PROFIL EN ALUMINIUM 234X101X30
	67BUM031	BEVESTIGING BREEDTELICHT OP ASPOCK BUMPER ATTACHMENT WIDTH LIGHT ON ASPOCK BUMPER BREITE LICHT BEFESTIGUNG AUF ASPOCK STOßSTANGE ATTACHE LUMIÈRE DE LARGEUR SUR PARE-CHOCS ASPOCK
	67BUM032	EINDKAPPEN ASPOCK BUMPER RECHTS + LINKS END CAPS ASPOCK BUMPER RIGHT + LEFT ABSCHLUSSKAPPEN ASPOCK STOßSTANGE RECHTS + LINKS PIÈCES D'EXTREMITE POUR PARE-CHOCS ASPOCK DROIT + GAUCHE

CHASSIS-ONDERDELEN

	Article	Description
	67BUM035	BUMPER ALUMINIUM COMPLEET INCLUSIEF VERLICHTING ASPOCK EUROPOINT II BUMPER ALUMINIUM COMPLETE INCLUDING LIGHTING ASPOCK EURO POINT II STOßFÄNGER ALUMINIUM INKL. BELEUCHTUNG EURO POINT II PARE-CHOCS ALUMINIUM INCL. ÉCLAIRAGE ASPOCK EURO POINT II
	67BUM036	BUMPER, ALUMINIUM GEANODISEERD - 130X90 L=2400 (EEG KEUR), ALUSUISSE BUMPER, ALUMINIUM ANODIZED - 130X90 L = 2400 (EEC CERT.), ALUSUISSE STOßSTANGE, ALUMINIUM ELOXIERT - 130X90 L = 2400 (EEC CERT.), ALUSUISSE PARE-CHOCS, ALUMINIUM ANODISÉ - 130X90 L = 2400 (CERT. CEE), ALUSUISSE
	67BUM037	BUMPER+ LICHTKAST ALUMINIUM GEANODISEERD, ONGEBOORD BUMPER + LIGHT CASE ALUMINIUM ANODIZED, UNDRILLED STOßSTANGE + LICHTGEHÄUSE ALUMINIUM ELOXIERT, UNGEBOHRT PARE-CHOCS + BOITIER LUMINEUX ALUMINIUM ANODISÉ, NON REMPLI
	67BUM070	LICHTKAST (UNIVERSEEL) - ROESTVRIJSTAAL - LASMONTAGE LIGHT CASE (UNIVERSAL) - STAINLESS STEEL - WELD ASSEMBLY LICHTGEHÄUSE (UNIVERSAL) - EDELSTAHL - SCHWEIßMONTAGE BOITIER LUMINEUX (UNIVERSEL) - ACIER INOXYDABLE - ENSEMBLE SOUDURE
	67BUM082	BUMPER+ LICHTKAST COMPLEET, ALUMINIUM, GEBOORD (14-4164-407) BUMPER + LIGHT CASE COMPLETE, ALUMINIUM, DRILLED (14-4164-407) STOßSTANGE + LICHTGEHÄUSE KOMPLETT, ALUMINIUM, GEBOHRT (14-4164-407) PARE-CHOCS + ÉTUI LUMINEUX COMPLET, ALUMINIUM, PERCÉ (14-4164-407)
	67BUM083	BUMPER COMPLEET MET VERLICHTING - ALUMINIUM GEANODISEERD + 2X EUROPOINT III + 2X BREDTELICHT. BUMPER COMPLETE WITH LIGHTING - ALUMINIUM ANODIZED + 2X EUROPOINT III + 2X WIDTH LIGHT. STOßSTANGE KOMPLETT MIT BELEUCHTUNG - ALUMINIUM ELOXIERT + 2X EUROPOINT III + 2X BREITE LICHT. PARE-CHOCS COMPLET AVEC ÉCLAIRAGE - ALUMINIUM ANODISÉ + 2X EUROPOINT III + 2X LUMIERE DE LARGEUR
	67DOK001	DOCUMENTHOUDER, DIA=75MM, L=350, GRIJS (ONBRANDBAAR EN WATERDICHT) DOCUMENT HOLDER, DIAMETER 75MM / LENGTH 350, GREY (NON-FLAMMABLE AND WATERPROOF) DOKUMENTENHALTER, DURCHMESSER 75MM / LÄNGE 350, GRAU (NICHT BRENNBAR UND WASSERDICHT) PORTE-DOCUMENTS, DIAMÈTRE 75MM / LONGUEUR 350, GRIS (ININFLAMMABLE ET IMPERMÉABLE)

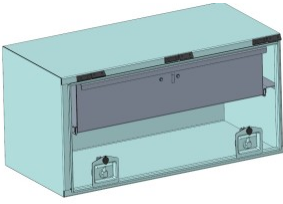






CHASSIS-ONDERDELEN

	Article	Description
	67DOK002	<p>DOCUMENTHOUDER, WATERDICHT MET KETTING EN BRANDVRIJ (DIAMETER=100MM, LENGTE =350, GRIJS, ADR)</p> <p>DOCUMENT HOLDER, WATERPROOF WITH CHAIN AND NON-FLAMMABLE (DIAMETER = 100MM, LENGTH = 350, GREY, ADR)</p> <p>DOKUMENTENHALTER, WASSERDICHT MIT KETTE UND NICHT BRENNBAR (DURCHMESSER = 100MM, LÄNGE = 350, GRAU, ADR)</p> <p>PORTE-DOCUMENTS, IMPERMÉABLE AVEC CHAÎNE ET ININFLAMMABLE (DIAMÈTRE = 100MM, LONGUEUR = 350, GRIS, ADR)</p>
	67DOK003	<p>DOCUMENTHOUDER,DIAMETER=125MM,L=345,ZWART MET KETTING</p> <p>DOCUMENT HOLDER, DIAMETER = 125MM, LENGTH = 345, BLACK WITH CHAIN</p> <p>DOKUMENTENHALTER, DURCHMESSER = 125MM, LÄNGE = 345, SCHWARZ MIT KETTE</p> <p>PORTE-DOCUMENTS, DIAMETRE = 125MM, LONGUEUR = 345, NOIR AVEC CHAINE</p>
	67DOK004	<p>DOCUMENTKOFFER, FICHET, TYPE RIMBOX 300</p> <p>DOCUMENT CASE, FICHET, RIM BOX TYPE 300</p> <p>DOKUMENTENTASCHE, FICHET, FELGE BOX TYP 300</p> <p>DOCUMENT CASE, FICHET, RIM BOX TYPE 300</p>
	67FEH001	<p>FERRYHAAK L-OOG=202,H=120,L-HOUDER=120 H=35 (GETEST 36TON)</p> <p>FERRY HOOK EYE LENGTH = 202 / HEIGHT 120 / HOLDER LENGTH 120 / HEIGHT 35 (TESTED 36TONNES)</p> <p>FERRY HOOK EYE LÄNGE = 202 / HÖHE 120 / HALTER LÄNGE 120 / HÖHE 35 (TESTED 36TONNES)</p> <p>CROCHET DE FERRY LONGUEUR DES OEILLETES = 202 / HAUTEUR 120 / LONGUEUR DU SUPPORT 120 / HAUTEUR 35 (TESTÉ 36TONNES)</p>
	67FSV002	<p>KUNSTSTOF EINDSTUK VOOR ALUMINIUM PROFIEL 100 X 100</p> <p>PLASTIC END PIECE FOR ALUMINIUM PROFILE 100 X 100</p> <p>KUNSTSTOFF ENDSTÜCK FÜR ALUMINIUM PROFILE 100 X 100</p> <p>PIECE EN PLASTIQUE POUR PROFIL EN ALUMINIUM 100 X 100</p>
	67FSV003	<p>KUNSTSTOF EINDSTUK VOOR ALUMINIUM PROFIEL 100 X 30</p> <p>PLASTIC END PIECE FOR ALUMINIUM PROFILE 100 X 30</p> <p>KUNSTSTOFF ENDSTÜCK FÜR ALUMINIUM PROFILE 100 X 30</p> <p>PIECE EN PLASTIQUE POUR PROFIL EN ALUMINIUM 100 X 30</p>
	67FSV006	<p>BEVEVESTIGING SET FIETSENVANGER, ROESTVRIJSTAAL, Klapbaar L=700 MM</p> <p>SIDEGUARD ATTACHMENT SET, STAINLESS STEEL, FOLDING L = 700 MM</p> <p>SEITENSCHIRM BEFESTIGUNG SET, EDELSTAHL, FALTBARE L = 700 MM</p> <p>ENSEMBLE DE FIXATION POUR GARDE-BOUE, ACIER INOXYDABLE, PLIANT L = 700 MM</p>

CHASSIS-ONDERDELEN

	Article	Description
	67FSV015	BORGMKLEM FIETSENVANGER, RVS (VOOR KLAPSTEUN 67FSV006) LOCK CLAMP SIDE GUARD PROTECTION, STAINLESS STEEL (FOR FOLDING SUPPORT 67FSV006) SCHLOSSKLEMMEN-SEITENSCHUTZSCHUTZ, EDELSTAHL (FÜR FALTSSTÜTZE 67FSV006) PROTECTION DE GARDE D'EAU LATÉRALE DE SERRURE, ACIER INOXYDABLE (POUR SUPPORT PLIANT 67FSV006)
	67GRK001	OPBERGKIST KUNSTSTOF TYPE 103, 750 X 430 X 450 STORAGE BOX PLASTIC TYPE 103, 750 X 430 X 450 AUFBEWAHRUNGSBOX KUNSTSTOFF TYP 103, 750 X 430 X 450 BOÎTE DE RANGEMENT EN PLASTIQUE TYPE 103, 750 X 430 X 450
	67GRK003	KIST FICHET, TYPE 105, RIMBOX 1040X490X480 FICHET CHEST, TYPE 105, RIMBOX 1040X490X480 FICHET CHEST, TYP 105, RIMBOX 1040X490X480 COFFRE FICHET, TYPE 105, RIMBOX 1040X490X480
	67GRK061	WATERTANK ZWART 30LTR [B.350 X H.360 X D430] WATER TANK BLACK 30 LITER (B.350 X H.360 X D.430) WASSERTANK SCHWARZ 30 LITER (B.350 X H.360 X D.430) RÉSERVOIR D'EAU NOIR 30 LITRE (B.350 X H.360 X D.430)
	67GRK106	KIST TILBURGS; RVS HOOGGLANS; 1000X500X500;2 DEUREN BOX TILBURGS; STAINLESS STEEL HIGH-GLOSS; 1000X500X500;2 DOORS TRUHE TILBURGS; EDELSTAHL HOCHGLÄNZEND; 1000X500X500;2 TÜREN COFFRE TILBURGS ; ACIER INOXYDABLE BRILLANT ; 1000X500X500;2 PORTES
	67GRK115	KIST TILBURGS; RVS HOOGGLANS; 1000X500X500 EUROPA MODEL; 2 VIERKANTSLOTEN; 2 GASVEREN KIST TILBURGS; STAINLESS STEEL HIGH GLOSS; 1000X500X500EUROPE MODEL; 2 SQUARE LOCKS; 2 GAS SPRINGS KIST TILBURGS; EDELSTAHL HOCHGLANZ; 1000X500X500EUROPA-MODELL; 2 QUADRATISCHE SCHLÖSSER; 2 GASFEDER KIST TILBOURG; ACIER INOXYDABLE HAUTE BRILLANCE ; 1000X500X500MODÈLE EUROPÉEN ; 2 SERRURES CARRÉES ; 2 RESSORTS À GAZ
	67GRK116	KIST TILBURGS; RVS HOOGGLANS; B=400 H=380 D=250 EUROPA MODEL; 1 VIERKANT 7 SLOT BOX TILBURGS; STAINLESS STEEL HIGH GLOSS; W=400 H=380 D=250EUROPE MODEL; 1 SQUARE 7 LOCK KIST TILBURGS; EDELSTAHL HOCHGLANZ; B=400 H=380 T=250EUROPA- MODEL; 1 QUADRAT 7 SCHLOSS KIST TILBOURG; ACIER INOXYDABLE HAUTE BRILLANCE ; L=400 H=380 P=250MODÈLE EUROPÉEN ; 1 SERRURE CARRÉ 7

CHASSIS-ONDERDELEN


	Article	Description
	67GRK117	<p>KIST TILBURGS; RVS HOOGGLANS; 1000X500X500 EUROPA MODEL; 2 T-DROPSLOTEN; 2 GASVEREN; UITSCHUIFBARE LADE</p> <p>BOX TILBURGS; STAINLESS STEEL HIGH GLOSS; 1000X500X500EUROPE MODEL; 2 T-DROP LOCKS; 2 GAS SPRINGS; EXTENDABLE DRAWER</p> <p>BOX TILBURG; EDELSTAHL HOCHGLANZ; 1000 x 500 x 500EUROPA-MODELL; 2 T-DROP-SCHLÖSSER; 2 GASFEDERN; AUSZIEHBARE SCHUBLADE</p> <p>BOÎTE TILBURG; ACIER INOXYDABLE HAUTE BRILLANCE; 1000X500X500MODÈLE EUROPEEN; 2 SERRURES EN T; 2 RESSORTS À GAZ; TIROIR COULISSANT</p>
	67MKB016	<p>SET MARKERINGSSTICKER, GETROKKEN VOERTUIG, ECE70 (566X197MM)</p> <p>MARKING STICKER SET, TOWED VEHICLE, ECE70 (566X197MM)</p> <p>KENNZEICHNUNGS-AUFKLEBER SET, ABGESCHLEPPTES FAHRZEUG, ECE70 (566X197MM)</p> <p>ENSEMBLE AUTOCOLLANT DE MARQUAGE, VÉHICULE REMORQUÉ, ECE70 (566X197MM)</p>
	67MKB039	<p>1 STUK MARKERINGSBORD, GETROKKEN VOERTUIG , 566X197</p> <p>1 PIECE MARKING SIGN, TOWED VEHICLE, 566X197</p> <p>1 KENNZEICHNUNGS-SCHILD, ABGESCHLEPPTES FAHRZEUG, 566X197</p> <p>SIGNE DE MARQUAGE 1 PIÈCE, VÉHICULE REMORQUÉ, 566X197</p>
	67PAM044	<p>camera systeem</p> <p>camera system</p> <p>Kamerasystem</p> <p>système de caméras</p>
	67RWD003	<p>LIER RESERVEWIELDRAGER MET HAAKSE SMEERNIPPEL</p> <p>WINCH SPARE WHEEL CARRIER WITH RIGHT-ANGLE LUBRICATION NIPPLE</p> <p>WINDEN-RESERVERADTRÄGER MIT RECHTWINKLIGEM SCHMIERNIPPEL</p> <p>PORTE-ROUE DE RECHANGE DE TREUIL AVEC MAMELON DE LUBRIFICATION À ANGLE DROIT</p>
	67RWD016	<p>HAAK RESERVEWIELDRAGER RVS - KORT MODEL VOOR - ET0 VELGEN</p> <p>HOOK SPARE WHEEL CARRIER (STAINLESS STEEL - SHORT MODEL)</p> <p>HAKEN RESERVERADHALTERUNG (EDELSTAHL - KURZES MODELL)</p> <p>CROCHET PORTE-ROUE DE RECHANGE (ACIER INOXYDABLE - MODÈLE COURT)</p>
	67RWD017	<p>HAAK RESERVEWIELDRAGER RVS - LANG MODEL VOOR ET120 VELGEN</p> <p>HOOK SPARE WHEEL CARRIER STAINLESS STEEL (LONG MODEL)</p> <p>HAKEN RESERVERADTRÄGER EDELSTAHL (LANGES MODELL)</p> <p>CROCHET DE ROUE DE SECOURS EN ACIER INOXYDABLE (MODÈLE LONG)</p>






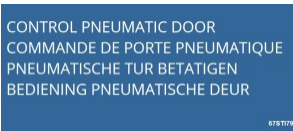

CHASSIS-ONDERDELEN

	Article	Description
	67SBB012	SPATBORDSTEUN-RVS (DIAMETER42 / 4X605) MUDGUARD BRACKET - STAINLESS STEEL (DIAMETER 42 / 4X605) KOTFLÜGEL HALTERUNG - EDELSTAHL (DURCHMESSER 42 / 4X605) SUPPORT DE GARDE-BOUE - ACIER INOXYDABLE (DIAMETRE 42 / 4X605)
	67SBK044	SPATBORD PARLOK, KUNSTSTOF B:405 R:635 SP:1270 H:595 FENDER PARLOK, PLASTIC B:405 R:635 SP: 1270 H:595 FENDER PARLOK, KUNSTSTOFF B:405 R:635 SP: 1270 H:595 FENDER PARLOK, PLASTIC B:405 R:635 SP: 1270 H:595
	67SBK061	SPATBORD, KUNSTSTOF B=430 R=650 SP=1300 H=580 (WITTE LIJN) MUDGUARD, PLASTIC B = 430 R = 650 SP = 1300 H = 580 (WHITE LINE) KOTFLÜGEL, KUNSTSTOFF B = 430 R = 650 SP = 1300 H = 580 (WEIßE LINIE) GARDE-BOUE EN PLASTIQUE B = 430 R = 650 SP = 1300 H = 580 (LIGNE BLANCHE)
	67SBK062	SPATBORD, KUNSTSTOF B=430 R=650 SP=1300 H=690 (WITTE LIJN) MUDGUARD, PLASTIC B = 430 R = 650 SP = 1300 H = 690 (WHITE LINE) KOTFLÜGEL, KUNSTSTOFF B = 430 R = 650 SP = 1300 H = 690 (WEIßE LINIE) GARDE-BOUE EN PLASTIQUE B = 430 R = 650 SP = 1300 H = 690 (LIGNE BLANCHE)
	67SBK091	SPATBORD,KUNSTSTOF B=450 R=650 SP=1300 H=580 (WHITE LINE) FENDER, PLASTIC B = 450 R = 650 SP = 1300 H = 580 (WHITE LINE) KOTFLÜGEL, KUNSTSTOFF B = 450 R = 650 SP = 1300 H = 580 (WEIßE LINIE) FENDER, PLASTIC B = 450 R = 650 SP = 1300 H = 580 (LIGNE BLANCHE)
	67SBK099	VERSTELBARE KUNSTSTOF STEUN VOOR SPATBORD ADJUSTABLE PLASTIC BRACKET FOR MUDGUARD ANPASSBARE KUNSTSTOFF-HALTERUNG FÜR KOTFLÜGEL SUPPORT PLASTIQUE RÉGLABLE POUR GARDE-BOUE
	67SBK101	SPATBORD KUNSTSTOF MET VERSTELBARE MONTAGE BEUEGELS (B=430 R=650 SP=1300 H=690) MUDGUARD PLASTIC WITH ADJUSTABLE MOUNTING BRACKETS (B = 430 R = 650 SP = 1300 H = 690) KOTFLÜGEL KUNSTSTOFF MIT ANPASSBAREN HALTERUNGEN (B = 430 R = 650 SP = 1300 H = 690) PLASTIQUE DE GARDE-BOUE AVEC SUPPORTS DE MONTAGE RÉGLABLES (B = 430 R = 650 SP = 1300 H = 690)

CHASSIS-ONDERDELEN

	Article	Description
	67SBK121	SPATBORD,KUNSTSTOF B=430 R=650 SP=1300 H=690 RECHTSE UITVOERING VERSTELBARE SPATLAP FENDER,PLASTIC W=430 R=650 SP=1300 H=690RIGHT HAND EDITION ADJUSTABLE MUDFLAP KOTFLÜGEL, KUNSTSTOFF B=430 R=650 SP=1300 H=690VERSTELLBARER SCHMUTZFÄNGER IN DER RECHTEN AUSFÜHRUNG GARDE-BOUE, PLASTIQUE W=430 R=650 SP=1300 H=690BAVETTE RÉGLABLE ÉDITION DROITE
	67SBK122	SPATBORD,KUNSTSTOF B=430 R=650 SP=1300 H=690 LINKSE UITVOERING VERSTELBARE SPATLAP FENDER,PLASTIC W=430 R=650 SP=1300 H=690LEFT VERSION ADJUSTABLE MUD FLAP KOTFLÜGEL, KUNSTSTOFF B=430 R=650 SP=1300 H=690LINKE VERSION EINSTELLBARER SCHMUTZFÄNGER GARDE-BOUE, PLASTIQUE W=430 R=650 SP=1300 H=690GARDE-BOUE RÉGLABLE VERSION GAUCHE
	67SLP003	SPATLAP ANTISPRAY CLEAR PASS H=900 W=420 MET LAG LOGO MUD GUARDS SETS ANTI SPRAY CLEAR PASS H = 900 W = 420 WITH LAG LOGO SCHLAMMSCHUTZ SETS ANTI-SPRAY CLEAR PASS H = 900 W = 420 MIT LAG LOGO GARDES DE BOUE ENSEMBLES ANTI SPRAY CLEAR PASSE H = 900 W = 420 AVEC LE LOGO LAG
	67SLP017	SPATLAP NATUR/SBR HOOGTE=400 BREEDTE=400 DIKTE=7 LAG LOGO (ZONDER ANTI SPRAY!) MUDGUARD NATURAL/SBR HEIGHT=400 WIDTH=400 THICKNESS=7 (TYPE LAG) KOTFLÜGEL NATUR/SBR HÖHE=400 BREITE=400 THICKNESS=7 (TYP LAG) GARDE-BOUE NATUREL/SBR HAUTEUR = 400 LARGEUR = 400 EPAISSEUR = 7 (TYPE LAG)
	67SLP051	SPATLAP ANTISPRAY CLEAR PASS H=900 B=390 LAG MUDGUARD ANTI-SPRAY CLEAR PASS H=900 B=390 (TYPE LAG) KOTFLÜGEL ANTI-SPRAY CLEAR PASS H=900 B=390 (TYP LAG) GARDE-BOUE ANTI ECLABOUSSURES CLEAR PASS H=900 B=390 (TYPE LAG)
	67SLP091	Spatlap Mudflap Schmutzfänger Bavette
	67SLP093	Spatlap Mudflap Schmutzfänger Bavette





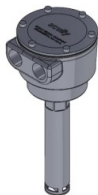
	Article	Description
	67SLP095	Spatlap Mudflap Schmutzfänger Bavette
	67SLP097	SPATLAP DK50-60_SERIES H=700 B=395 MUDFLAP DK50-60_SERIES H=700 W=395 SCHMUTZFÄNGER DK50-60_SERIE H=700 B=395 BAVETTE DK50-60_SERIES H=700 W=395
	67SLP098	SPATLAP ZACHT PVC H=300 B=2350 SPATLAP SOFT PVC H=300 B=2350 Spachtel aus Weich-PVC H=300 B=2350 SPATULE PVC SOUPLE H=300 B=2350
	67STI024	STICKER AARDING - DRIEHOEKIG, GEEL-ZWART STICKER GROUNDING - TRIANGULAR, YELLOW-BLACK AUFKLEBER ERDUNG - DREIECKIG, GELB-SCHWARZ AUTOCOLLANT MISE À LA TERRE - TRIANGULAIRE, JAUNE-NOIR
	67STI077	STICKER,"DOCUMENTS" STICKER,"DOCUMENTS" AUFKLEBER „DOCUMENTS“ AUTOCOLLANT,"DOCUMENTS"
	67STI101	STICKER,"24 V" STICKER,"24 V" AUFKLEBER „24 V“ AUTOCOLLANT,"24 V"
	67STI145	STICKER,"EBS" STICKER,"EBS" AUFKLEBER „EBS“ AUTOCOLLANT,"EBS"




	Article	Description
	67STI433	<p>STICKER, MILIEUGEVAARLIJK 300 X 300 ZWART/WIT</p> <p>STICKER, ENVIRONMENTAL HAZARD 300 X 300 BLACK/WHITE</p> <p>AUFKLEBER, UMWELTGEFÄHRDUNG 300 X 300 SCHWARZ/WEIß</p> <p>AUTOCOLLANT, DANGER POUR L'ENVIRONNEMENT 300 X 300 NOIR / BLANC</p>
	67STI590	<p>STICKER,NEDERLANDS,"ONDERHOUDS INSTRUCTIES"</p> <p>STICKER,DUTCH,"MAINTENANCE INSTRUCTIONS"</p> <p>AUFKLEBER, NIEDERLÄNDISCH, „WARTUNGSANLEITUNG“</p> <p>AUTOCOLLANT, NÉERLANDAIS, "INSTRUCTIONS D'ENTRETIEN"</p>
	67STI591	<p>STICKER,ENGELS,"ONDERHOUDS INSTRUCTIES"</p> <p>STICKER,ENGLISH,"MAINTENANCE INSTRUCTIONS"</p> <p>AUFKLEBER, ENGLISCH, „WARTUNGSANLEITUNG“</p> <p>AUTOCOLLANT, ANGLAIS, "INSTRUCTIONS D'ENTRETIEN"</p>
	67STI592	<p>STICKER,DUITS,"ONDERHOUDS INSTRUCTIES"</p> <p>STICKER,GERMAN,"MAINTENANCE INSTRUCTIONS"</p> <p>AUFKLEBER, DEUTSCH, „WARTUNGSANLEITUNG“</p> <p>AUTOCOLLANT, ALLEMAND, "INSTRUCTIONS D'ENTRETIEN"</p>
	67STI623	<p>STICKER,POOLS,"ONDERHOUDS INSTRUCTIES"</p> <p>STICKER,POLISH,"MAINTENANCE INSTRUCTIONS"</p> <p>AUFKLEBER, POLISH, „WARTUNGSANLEITUNG“</p> <p>AUTOCOLLANT, POLONAIS, "INSTRUCTIONS D'ENTRETIEN"</p>
	67STI792	
	67WBL003	<p>WIELBLOKHOUDEUR NG 53 VORM B, STAAL,VERZINKT</p> <p>WHEEL BLOCK HOLDER NG 53 SHAPE B, STEEL, GALVANIZED</p> <p>RADBSCHLOSS HALTER NG 53 FORM B, STAHL, GALVANISIERT</p> <p>SUPPORT DE BLOC DE ROUE NG 53 FORME B, ACIER, GALVANISE</p>

CHASSIS-ONDERDELEN

	Article	Description
	67WBL009	<p>WIELBLOKHOUDER NG 53 , KLEEMBAAR OP CHASSISPLAAT</p> <p>WHEEL BLOCK HOLDER NG 53 , CLAMPABLE ON CHASSIS PLATE</p> <p>RADBSCHLOSS HALTER NG 53, AN CHASSIS-PLATTE KLEMMBAR</p> <p>PORTE-BLOC DE ROUE NG 53, ACROCHABLE SUR LA PLAQUE DE CHASSIS</p>
	67WBL010	<p>WIELBLOK NG 53 VORM E, KUNSTSTOF, GEEL (POLYPROYLEEN)</p> <p>WHEEL BLOCK NG 53 SHAPE E, PLASTIC, YELLOW (POLYPROPYLENE)</p> <p>UNTERLEGKEILE NG 53 FORM E, KUNSTSTOFF, GELB (POLYPROPYLENE)</p> <p>BLOC ROUE NG 53 FORME E, PLASTIQUE, JAUNE (POLYPROPYLENE)</p>
	67WBL015	<p>WIELBLOKHOUDER NG 53, BUIS BEVESTIGING</p> <p>WHEEL BLOCK HOLDER NG 53, PIPE ATTACHMENT</p> <p>RADBSCHLOSS HALTER NG 53, ROHR-BEFESTIGUNG</p> <p>PORTE-BLOC DE ROUE NG 53, ATTACHE POUR TUYAU</p>
	67WBL016	<p>WIELBLOK NG 53, KUNSTSTOF, GEEL (DIN 76051 ; THERMOPLASTIC) (VOOR HOUDER 67WBL015)</p> <p>WHEEL BLOCK NG 53, PLASTIC, YELLOW (DIN 76051; THERMOPLASTIC)</p> <p>UNTERLEGKEILE NG 53, KUNSTSTOFF, GELB (DIN 76051; THERMOKUNSTSTOFF)</p> <p>BLOC ROUE NG 53, PLASTIQUE, JAUNE (DIN 76051; THERMOPLASTIQUE)</p>
	71VER052	<p>WATERVERWARMING, WEBASTO, THERMO E+ 320</p> <p>WATER HEATER, WEBASTO, THERMO E+ 320</p> <p>WARMWASSERBEREITER, WEBASTO, THERMO E+ 320</p> <p>CHAUFFE-EAU, WEBASTO, THERMO E+ 320</p>
 <i>Figure 1.4</i>	71VPC231	
	71VPC233	<p>vloeistofpomp 2.5"</p> <p>Fluid pump 2,5 "</p> <p>Flüssigkeitspumpe 2,5 "</p> <p>pompe à liquide 2.5"</p>

CHASSIS-ONDERDELEN

	Article	Description
	71VPC234	<p>POMP, DRUM,STP 20/106/10,Z +FREQUENTIEREGELAAR</p> <p>PUMP,DRUM,STP 20/106/10,Z +FREQUENCY CONTROLLER</p> <p>PUMPE,FASS,STP 20/106/10,Z + FREQUENZUMRICHTER</p> <p>POMPE,TAMBOUR,STP 20/106/10,Z + CONVERTISSEUR DE FRÉQUENCE</p>
	71VPC236	<p>POMP, UNIBLOC TYPE 551 M2,ELEK.AANDRIJVING SCHAKELKAST,FREQ.REGELAAR,SAMENBOUW OP STEUN</p> <p>PUMP, UNIBLOC TYPE 551 M2,ELECTRIC DRIVECONTROL,FREQ.REGULATOR,ASSEMBLY ON SUPPORT</p> <p>PUMPE, UNIBLOC TYP 551 M2, ELEKTRISCHER ANTRIEBSCHALTKASTEN, FREQUENZREGLER, AUF TRÄGER MONTIERT</p> <p>POMPE, UNIBLOC TYPE 551 M2, ENTRAÎNEMENT ÉLECTRIQUEBOÎTIER DE COMMANDE, RÉGULATEUR DE FRÉQUENCE, ASSEMBLÉ SUR LE SUPPORT</p>
	71VPC259	<p>POMP, UNIBLOC, TYPE 551 M2, Z[NW76 SMS];P[NW80 DIN 11851] FREQ.CONTROLLER,GEBOUWD OP ONDERSTEUNING, ELEKTRISCH AANGEDREVEN, ATEX</p> <p>PUMP, UNIBLOC, TYPE 551 M2, Z[NW76 SMS];P[NW80 DIN 11851] FREQ.CONTROLLER,BUILT ON SUPPORT, ELEC.DRIVEN, ATEX</p> <p>PUMPE, UNIBLOC, TYP 551 M2, Z[NW76 SMS];P[NW80 DIN 11851] FREQ.REGLER, ANGEBAUT AUF STÜTZE, ELEK. BETRIEBEN, ATEX</p> <p>POMPE, UNIBLOC, TYPE 551 M2, Z[NW76 SMS];P[NW80 DIN 11851] CONTRÔLEUR DE FRÉQ., INTÉGRÉ SUR SUPPORT, COMMANDE ÉLECT., ATEX</p>
	72VMC356	<p>VLOEISTOFMETER+ONTGASSER M7/TEX</p> <p>LIQUID METER+DEGASSER M7/TEX</p> <p>FLÜSSIGKEITSMESSER+ENTGASER M7/TEX</p> <p>COMPTEUR+DÉGAZEUR DE LIQUIDE M7/TEX</p>
	73BKM029	<p>KM-TELLER, JOST, BA 385/65, MERCEDES KOMPAKT LA.</p> <p>KM COUNTER, JOST, BA 385/65, MERCEDES COMPACT LA.</p> <p>KM COUNTER, JOST, BA 385/65, MERCEDES COMPACT LA.</p> <p>KM COUNTER, JOST, BA 385/65, MERCEDES COMPACT LA.</p>
	73BKM062	<p>KM-TELLER,BPW,ECO+3 9T/10T,BA 385/65R22,5</p> <p>KM-COUNTER, BPW, ECO+3 9+10TON, BA 385/65R22.5</p> <p>KM-COUNTER, BPW, ECO+3 - 9+10TON, BA 385/65R22.5</p> <p>COMPTEUR DE KM, BPW, ECO+3 -9+10TON, BA 385/65R22.5</p>
	73BOV228	<p>2-DRAADS OPTISCHE SCULLY SENSOR L200MM</p> <p>2 WIRE OPTICAL SCULLY SENSOR L200MM</p> <p>OPTISCHER 2-DRAHT-SCULLY-SENSOR L200MM</p> <p>CAPTEUR SCULLY OPTIQUE 2 FILS L200MM</p>

	Article	Description
	73BTM056	
	73BTM057	TEMPERATUURSENSOR +40/+100°C TEMPERATUURSENSOR +40/+100°C TEMPERATURFÜHLER +40/+100°C CAPTEUR DE TEMPÉRATURE +40/+100°C
	73BWP001	WATERPAS 100 X 40 X 15 MM MET OPDRUK LOGO LAG LEVEL 100 X 40 X 15 MM WITH PRINTING LOGO LAYER EBENE 100 X 40 X 15 MM MIT DRUCK LOGO SCHICHT NIVEAU 100 X 40 X 15 MM AVEC COUCHE DE LOGO D'IMPRESSION
	73SHC017	BALANSBLOK VEEROPROLSYSTEEM: F=4-6KG - L=2 M BALANCE BLOCK SPRING RETRACTOR SYSTEM: F = 4-6KG-L = 2 M BALANCE BLOCK FEDER RETRAKTOR SYSTEM: F = 4-6 KG-L = 2 M SYSTÈME DE RÉTRACTEUR DE RESSORT DE BLOC D'ÉQUILIBRE: F = 4-6KG-L = 2 M
	74STO001	HAAKSLEUTEL 90-155 NW 50 TOT NW80 HOOK KEY 90-155 NW 50 TOT NW80 HOOK SCHLÜSSEL 90-155 NW 50 TOT NW80 CROCHET CLE 90-155 NW 50 TOT NW80
	84DIV037	PARALLEL ARM D-40 - L488 PARALLEL ARM D40 - L488 PARALLELARM D40 - L488 BRAS PARALLÈLE D40 - L488
	84SLO012	VIERKANTSLEUTEL L=160 STAAL VERNIKKELD SQUARE KEY L=160 STEEL NICKEL PLATED QUADRATISCHER SCHLÜSSEL L=160 STAHL VERNICKELT CLÉ CARRÉE L = 160 ACIER NICKEL

	Article	Description
	84SLO019	HAAKSE SLEUTEL; UITW. EN INW. VIERKANT PERPENDICULAR KEY, EXTERNAL AND INTERNAL SQUARE SENKRECHTER SCHLÜSSEL, EXTERN UND INTERN QUADRATISCH CLÉ PERPENDICULAIRE, CARRÉ EXTERNE ET INTERNE
	84SLU112	KRUK MET SLEUTEL, RIMBOX GEREEDSCHAPSKIST HANDLE WITH KEY, RIM BOX TOOL CHEST GRIFF MIT SCHLÜSSEL, FELGEN BOX WERKZEUGKASTEN POIGNÉE AVEC CLÉ, COFFRE À OUTILS RIM BOX
	91CLA022	BUISKLEM DIA 30 GEHARD VERENSTAAL PIPE CLAMP DIA 30HARDENED SPRING STEEL ROHRSCHELLE DURCHM. 30Gehärteter Federstahl COLLIER DE TUYAU DIA 30ACIER À RESSORT TREMPÉ
	91CLA125	KLEM 1"-1 1/2",RVS,MET GLADDE AS CLAMP 1"-1 1/2",STAINLESS STEEL, WITH SMOOTH SHAFT SCHELLE 1"-1 1/2",RVS,MET GLADDE AS COLLIER 1"-1 1/2",RVS, AVEC EMBOUT EN VERRE
	91KLB004	KLEMBLOK - BREEDTE 35 CLAMP BLOCK - WIDTH 35 KLEMMBLOCK - BREITE 35 BLOC DE SERRAGE - LARGEUR 35
	92DIV004	BLAASPISTOOL 1/4" AANSLUITING AIRBLOW GUN 1/4 "CONNECTION LUFTBLASPISTOLE 1/4 "ANSCHLUSS BLOW GUN 1/4 "CONNEXION
	A0J0000088	BOUTKAM-RVS[1.4301];2xM8xL40 BOLT COMB-SS[1.4301];2xM8xL40 BOLZENKAMM-SS[1.4301];2xM8xL40 BOULON COMB-SS[1.4301];2xM8xL40

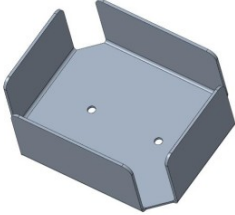
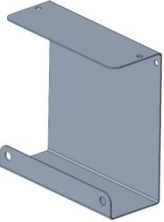




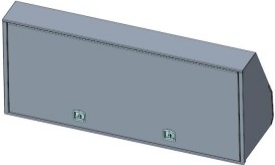
	Article	Description
	A0J0000091	BOUTKAM-RVS[1.4301];2xM8xL25 BOLT COMB-SS[1.4301];2xM8xL25 BOLZENKAMM-SS[1.4301];2xM8xL25 BOULON COMB-SS[1.4301];2xM8xL25
	A0J0000191	VERSTEVIING>KLEMBALK REINFORCEMENT>CLAMPING GIRDER BEWEHRUNG>KLEMMTRÄGER ARMATURE>POUTRE DE SERRAGE
	A0J0000388	FIETSENVANGER;H500XL1750 SIDEGUARD;H500XL1750 SEITENSCHUTZ;H500XL1750 PROTECTION LATÉRALE;H500XL1750
	A0J0000430	FIETSENVANGER;H500XL750 SIDEGUARD;H500XL750 SEITENSCHUTZ;H500XL750 PROTECTION LATÉRALE;H500XL750
	A0J0000436	FIETSENVANGER;H500XL1000 SIDEGUARD;H500XL1000 SEITENSCHUTZ;H500XL1000 PROTECTION LATÉRALE;H500XL1000
	A0J0000738	BOUTKAM-STAALE[ELEC.POLISH];2xM12xL40 BOLT COMB-STEEL[ELEC.POLISH];2xM12xL40 BOULON PEIGNE-ACIER[ELEC.POLISH];2xM12xL40 BOULON PEIGNE-ACIER[ELEC.POLISH];2xM12xL40BOULON PEIGNE-ACIER [ELEC.POLISH];2xM12xL40
	A0J0000781	FIETSENVANGER;H500XL650 SIDEGUARD;H500XL650 SEITENSCHUTZ;H500XL650 PROTECTION LATÉRALE;H500XL650

CHASSIS-ONDERDELEN

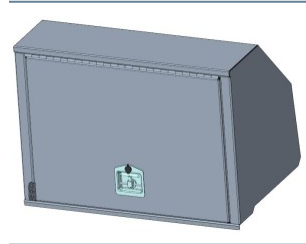

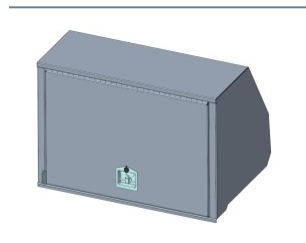
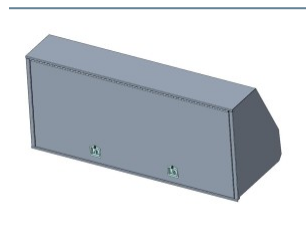
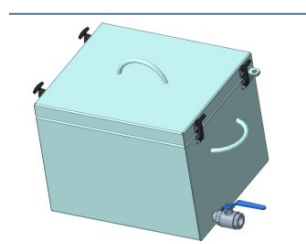
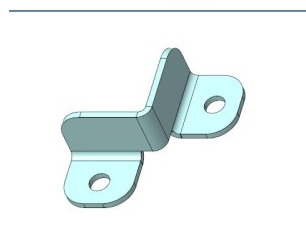
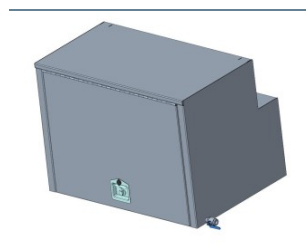
	Article	Description
	A0J0000802	BOUTKAM-STAAL[ELEC.POLISH];2xM12xL40 BOLT COMB-SS[1.4301];2xM16xL50xCC100 BOLZENKAMM-STAHLE[ELEK.POLIERT];2xM12xL40 BOULON PEIGNE-ACIER[ELEC.POLISH];2xM12xL40
	A0J0000846	BOUTKAM-RVS[1.4301];2xM16xL50 BOLT COMB-SS[1.4301];2xM16xL50 SCHRAUBE COMB-SS[1.4301];2xM16xL50 BOULON COMB-SS [1.4301];2xM16xL50
	A0J0000849	SCHEIDINGSPLAAT POLYAMIDE[NYLON];DIA26/60xT2;ZWART SEPARATION PLATE POLYAMIDE[NYLON];DIA26/60xT2;BLACK TRENNPLATTE POLYAMID[NYLON];DIA26/60xT2;SCHWARZ PLAQUE DE SÉPARATION POLYAMIDE[NYLON];DIA26/60xT2;NOIR
	A0J0000976	FERRY HAAK; VOLGENS IMO4 FERRY HOOK;ACCORDING TO IMO4 FÄHRENHAKEN; NACH IMO4 CROCHET DE FERRY ; SELON IMO4
	A0J0001400	BOUTKAM-RVS;2xM12xL45 BOLT COMB-SS;2xM12xL45 BOLZENKAMM-SS;2xM12xL45 BOULON COMB-SS;2xM12xL45
	A0J0001403	BOUTKAM-RVS;2xM16xL50 BOLT COMB-SS;2xM16xL50 BOLZENKAMM-SS;2xM16xL50 BOULON COMB-SS;2xM16xL50
	A0R0000023	BUIS[L500]>HOOGTEREGELING TUBE[L500]>LEVELING VALVE ROHR[L500]>NIVEAUVENTIL TUBE[L500]>VANNE DE NIVEAU

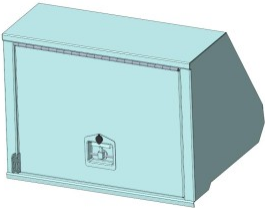
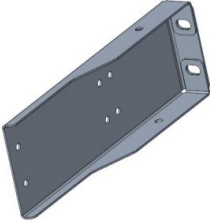



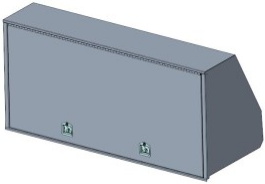

	Article	Description
	A0R0000047	<p>MONTAGEPLAAT RIJHOOGTE VENTIEL</p> <p>MOUNTING PLATE DRIVING HEIGHT VALVE</p> <p>MONTAGEPLATTE MIT HÖHENVENTIL</p> <p>VALVE DE HAUTEUR D'ENTRAÎNEMENT DE PLAQUE DE MONTAGE</p>
	A0R0000142	<p>MONTAGEPLAAT EBS ALUMINIUM</p> <p>MOUNTINGBRACKET EBS ALUMINIUM</p> <p>MONTAGEPLATTE EBS ALUMINIUM</p> <p>PLAQUE DE MONTAGE EBS ALUMINIUM</p>
	A0S0000311	<p>ASPOCK BUMPER</p> <p>ASPOCK BUMPER</p> <p>ASPOCK-STOSSSTANGE</p> <p>PARE-CHOCS ASPOCK</p>
	A110000827	<p>OPVULPLAAT WURTH HENDEL</p> <p>FILLING PLATE WURTH LEVER</p> <p>ÜBERSCHÜTTUNGSPLATTE WÜRTH HEBEL</p> <p>PLAQUE DE DÉVERSEMENT LEVIER DE WURTH</p>
	A110001464	<p>PRINTERKAST</p> <p>PRINTER CABINET</p> <p>DRUCKERKAST</p> <p>DRUCKERKAST</p>
	A110002002	<p>NOK ROLBEDIEND VENTIEL</p> <p>CAM ROLLER OPERATED VALVE</p> <p>NOCKENROLLENBETÄTIGTES VENTIL</p> <p>VANNE COMMANDÉE PAR ROULEAU DE CAME</p>
	A110002003	<p>KLEMSTUK ROLBEDIEND VENTIEL</p> <p>CLAMPING PIECE ROLLER OPERATED VALVE</p> <p>KLEMMSTÜCK ROLLENBETÄTIGTES VENTIL</p> <p>PIÈCE DE SERRAGE VANNE À ROULEAU</p>

	Article	Description
	A1I0002488	PRINTERKAST PRINTER CABINET DRUCKERSCHRANK ARMOIRE POUR IMPRIMANTE
	A1J0000416	RESERVEWIELDRAGER-STAAL;LIER;ET120 SPARE WHEEL CARRIER-STEEL;WINCH;ET120 RESERVERADTRÄGER-STAHLE;WINDE;ET120 PORTE-ROUE DE SECOURS-ACIER; TREUIL;ET120
	A1J0000665	HOUDER NUMMERPLAAT HOLDER NUMBER PLATE HALTER KENNZEICHEN SUPPORT DE PLAQUE D'IMMATRICULATION
	A1J0000920	PENDEL>LEVELING GAUGE SHUTTLE>LEVELING GAUGE SHUTTLE>NIVELLMESSGERÄT NAVETTE>JAUGE DE NIVEAU
	A1J0000921	PLAAT>NIVELLEERAANDUIDING BACK>LEVELING GAUGE ZURÜCK>NIVELLIERGERÄTZURÜCK>NIVELLIERGERÄT RETOUR>JAUGE DE NIVELLEMENTBACK>JAUGE DE NIVEAU
	A1J0001034	NIVEAUBEVESTIGING>LANDINGSPOTEN LEVEL MOUNT>LANDING LEGS LEVEL-MONTAGE>LANDEBEINE SUPPORT DE NIVEAU>PATTES D'ATTERRISSAGE
	A1P0001133	FILTERONDERSTEUNING FILTER SUPPORT FILTERUNTERSTÜTZUNG SUPPORT DE FILTRE

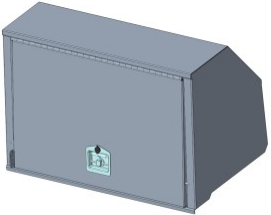

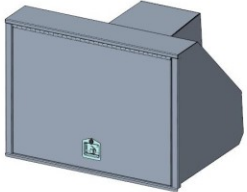
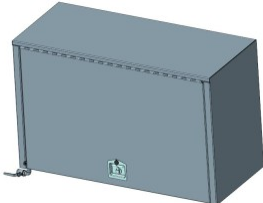


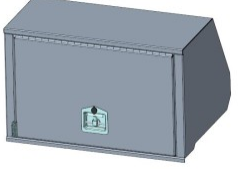
	Article	Description
	A1P0001277	HOUDER JERRYCAN 5L JERRY CAN HOLDER 5L KANISTERHALTER 5L PORTE-JERRY CAN 5L
	A1R0000171	BESCHERMINGSPLAAT>ASPOCK DOOS>BUMPER PROTECTION PLATE>ASPOCK BOX>BUMPER SCHUTZPLATTE>ASPOCK BOX>STOßSTANGE PLAQUE DE PROTECTION>ASPOCK BOX>PARE-CHOCS
	A1S0000100	PAPIERGELEIDING PRINTER PAPER GUIDE PRINTER PAPIERFÜHRER-DRUCKER IMPRIMANTE GUIDE PAPIER
	A2G0000756	MONTAGESTEUN VOOR STEUNPOTEN MOUNTING BRACKET LANDINGFEET
	A2I0000179	KIST-RVS[HGL];B1584xH900xL575 BOX-SS[HGL];W1584xH900xL575 BOX-SS[HGL];B1584xH900xL575 BOÎTE-SS[HGL];L1584xH900xL575
	A2I0000351	KIST[HGL];L2400XH1000XW680 DEKSEL OMHOOG;VERLENGING[POMP] BOX[HGL];L2400XH1000XW680LID UPWARDS;EXTENSION[PUMP] KASTEN[HGL];L2400XH1000XB680DECKEL NACH OBEN; VERLÄNGERUNG [PUMPE] BOÎTE[HGL];L2400XH1000XW680COUVERCLE VERS LE HAUT;EXTENSION [POMPE]
	A2I0000354	DOOS-SS[HGL];L2400XH1000XW680 DEKSEL OMHOOG; GEEN VERLENGING [POMP] BOX-SS[HGL];L2400XH1000XW680LID UPWARDS;NO EXTENSION[PUMP] BOX-SS[HGL];L2400XH1000XB680DECKEL NACH OBEN; KEINE VERLÄNGERUNG[PUMPE] BOÎTE-SS[HGL];L2400XH1000XW680COUVERCLE VERS LE HAUT;PAS D'EXTENSION[POMPE]

CHASSIS-ONDERDELEN



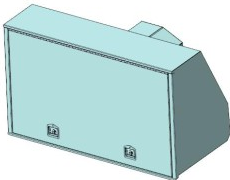

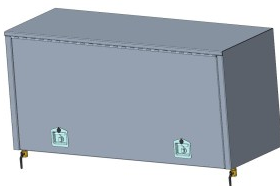
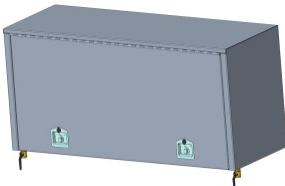
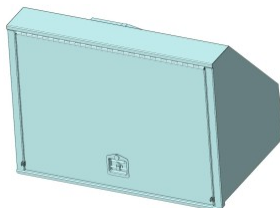
	Article	Description
	A2I0000496	BOX-SS[HGL];W900XH600XD500 DEKSEL[NAAR BOVEN] BOX-SS[HGL];W900XH600XD500LID[UPWARDS] BOX-SS[HGL];B900XH600XT500DECKEL[NACH OBEN] BOÎTE-SS[HGL];W900XH600XD500COUVERCLE[VERS LE HAUT]
	A2I0000535	BOX-SS[HGL];L900xH750xW900;CHASSIS VOOR/ACHTER DEKSEL OMHOOG; DRAINAGE BOX-SS[HGL];L900xH750xW900;FRONT/REAR CHASSISLID UP;DRAINAGE BOX-SS[HGL];L900xH750xB900;VORNE/HINTEN CHASSISDECKEL OBEN; ABFLUSS BOÎTE-SS[HGL];L900xH750xW900;CHÂSSIS AVANT/ARRIÈRECOUVERCLE OUVERT;DRAINAGE
	A2I0000680	DOOS[1.4301;HGL];L1000xH600xB650 DEKSEL NAAR BOVEN BOX[1.4301;HGL];L1000xH600xW650COVER UPWARDS KASTEN[1.4301;HGL];L1000xH600xB650ABDECKUNG NACH OBEN BOÎTE[1.4301;HGL];L1000xH600xL650COUVERTURE VERS LE HAUT
	A2I0000699	DOOS[HGL];L2400xH1000xB800 DEKSEL OMHOOG; GEEN VERLENGING BOX[HGL];L2400xH1000xW800LID UPWARDS;NO EXTENSION KASTEN[HGL];L2400xH1000xB800DECKEL NACH OBEN; KEINE VERLÄNGERUNG BOÎTE[HGL];L2400xH1000xW800COUVERCLE VERS LE HAUT;PAS D'EXTENSION
	A2I0000728	KIST-SS[1.4301;HGL];L350XH275XW300 BOX-SS[1.4301;HGL];L350XH275XW300 BOX-SS[1.4301;HGL];L350XH275XB300 BOÎTE-SS[1.4301;HGL];L350XH275XW300
	A2I0000729	POSITIONERINGSPROFIEL>BOX POSITIONING PROFILE>BOX POSITIONIERPROFIL>BOX PROFIL DE POSITIONNEMENT>BOITE
	A2I0000858	KIST-SS[HGL];L970XH700XW700 KIST>WEBASTO>VERWARMINGSAPPARATUUR BOX-SS[HGL];L970XH700XW700BOX>WEBASTO>HEATING EQUIPMENT BOX-SS[HGL];L970XH700XB700BOX>WEBASTO>HEIZGERÄTE BOÎTE-SS[HGL];L970XH700XW700COFFRET>WEBASTO>APPAREILS DE CHAUFFAGE

	Article	Description
	A2I0000869	KIST[1.4301;HGL];L500xH500xB750 DEKSEL NAAR BOVEN BOX[1.4301;HGL];L500xH500xW750COVER UPWARDS KASTEN[1.4301;HGL];L500xH500xB750ABDECKUNG NACH OBEN BOÎTE[1.4301;HGL];L500xH500xL750COUVERTURE VERS LE HAUT
	A2I0000991	DOOS BEVESTIGING BOX MOUNT KASTENMONTAGE MONTAGE SUR BOÎTE
	A2I0001005	KIST[1.4301;HGL];L600xH550xB1000 DEKSEL NAAR BOVEN BOX[1.4301;HGL];L600xH550xW1000COVER UPWARDS KASTEN[1.4301;HGL];L600xH550xB1000ABDECKUNG NACH OBEN BOÎTE[1.4301;HGL];L600xH550xL1000COUVERTURE VERS LE HAUT
	A2I0001252	KIST-ALU;L2500XW570XH920 PARALLELE DEUR BOX-ALU;L2500XW570XH920PARALLEL DOOR BOX-ALU;L2500XB570XH920PARALLEL DURCH BOÎTE-ALU;L2500XW570XH920PARALLÈLE PAR
	A2I0001268	KIST-RVS.[H550XW424XD1000] KIST-VERZAMELAAR HGL BOX-SS.[H550XW424XD1000]KIST COLLECTOR HGL BOX-SS.[H550XB424XT1000]KIST SAMMLER HGL BOÎTE-SS.[H550XW424XD1000]COLLECTEUR KIST HGL
	A2I0001305	KIST[HGL];L2240XH1000XW800 DEKSEL OMHOOG; GEEN VERLENGSEL BOX[HGL];L2240XH1000XW800LID UPWARDS;NO EXTENSION BOX[HGL];L2240XH1000XB800DECKEL NACH OBEN; KEINE VERLÄNGERUNG BOÎTE[HGL];L2240XH1000XW800COUVERCLE VERS LE HAUT;PAS D'EXTENSION
	A2I0001386	KIST[HGL];L1860XH1000XW680 DEKSEL NAAR BOVEN;2 DEUREN;VERLENGING[POMP];VERDEELPLAAT BOX[HGL];L1860XH1000XW680LID UPWARDS;2 DOORS;EXTENSION [PUMP];DIVIDING PLATE BOX[HGL];L1860XH1000XB680DECKEL NACH OBEN;2 TÜREN;VERLÄNGERUNG[PUMPE];TEILUNGSPLATTE BOÎTE[HGL];L1860XH1000XW680COUVERCLE VERS LE HAUT;2 PORTES;RALLONGE[POMPE];PLAQUE DE DIVISION

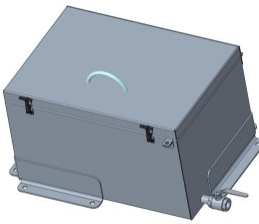
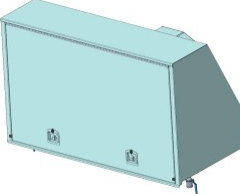
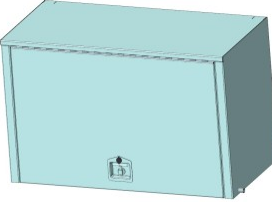
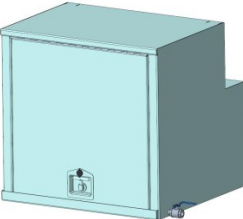

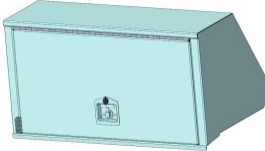
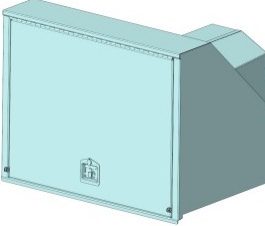
CHASSIS-ONDERDELEN

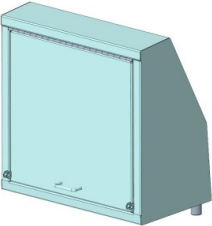
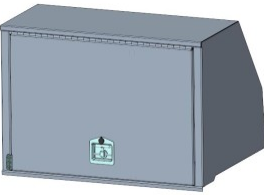
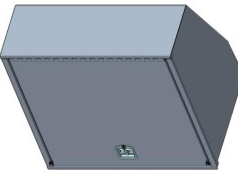
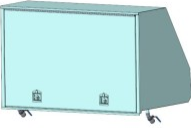
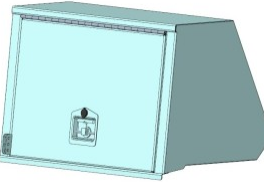

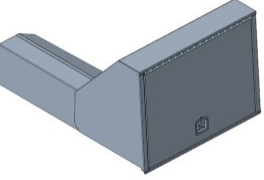
	Article	Description
	A2I0001440	BOX-RVS[HGL];B940xH600xD540 DEKSEL[NAAR BOVEN] BOX-SS[HGL];W940xH600xD540LID[UPWARDS] BOX-SS[HGL];B940xH600xT540DECKEL[NACH OBEN] BOÎTE-SS[HGL];L940xH600xP540COUVERCLE[VERS LE HAUT]
	A2I0001467	KIST-RVS[1.4301;HGL];L350xH275xW300 STERIEL;DRAINAGE[RECHTS];SCHARNIER[ACHTER] BOX-SS[1.4301;HGL];L350xH275xW300STERILE;DRAINAGE[RIGHT];HINGE [REAR] BOX-SS[1.4301;HGL];L350xH275xB300STERIL;DRAINAGE [RECHTS];SCHARNIER[HINTEN] BOÎTE-SS[1.4301;HGL];L350xH275xL300STÉRILE;DRAINAGE[DROITE]; CHARNIÈRE[ARRIÈRE]
	A2I0001483	KIST[HGL];L1050xH1000xB680 DEKSEL OMHOOG;VERLENGING[POMP] BOX[HGL];L1050xH1000xW680LID UPWARDS;EXTENSION[PUMP] KASTEN[HGL];L1050xH1000xB680DECKEL NACH OBEN; VERLÄNGERUNG [PUMPE] BOÎTE[HGL];L1050xH1000xW680COUVERCLE VERS LE HAUT;EXTENSION [POMPE]
	A2I0001499	KIST-RVS[1.4301.MAT];L1280;H800;W550 DEKSEL OMHOOG; GEEN LOGO BOX-SS[1.4301.MAT];L1280;H800;W550LID UP;NO LOGO BOX-SS[1.4301.MAT];L1280;H800;B550DECKEL OBEN; KEIN LOGO BOÎTE-SS[1.4301.MAT];L1280;H800;W550COUVERCLE ; PAS DE LOGO
	A2I0001510	KIST-RVS[1.4301;HGL];L500;H500;W1000 KIST>HORIZONTALE VERDELER BOX-SS[1.4301;HGL];L500;H500;W1000BOX>HORIZONTAL DIVIDER BOX-SS[1.4301;HGL];L500;H500;B1000BOX>HORIZONTALER TEILER BOÎTE-SS[1.4301;HGL];L500;H500;W1000BOITE>DIVISEUR HORIZONTAL
	A2I0001569	BOX-RVS[HGL];L1135xH1000xB700 DEKSEL OMHOOG; GEEN VERLENGING [POMP] BOX-SS[HGL];L1135xH1000xW700LID UPWARDS;NO EXTENSION[PUMP] BOX-SS[HGL];L1135xH1000xB700DECKEL NACH OBEN; KEINE VERLÄNGERUNG[PUMPE] BOÎTE-SS[HGL];L1135xH1000xW700COUVERCLE VERS LE HAUT;PAS D'EXTENSION[POMPE]
	A2I0001586	DOOS[1.4301;HGL];L550xH500xB825 DEKSEL NAAR BOVEN BOX[1.4301;HGL];L550xH500xW825COVER UPWARDS KASTEN[1.4301;HGL];L550xH500xB825ABDECKUNG NACH OBEN BOÎTE[1.4301;HGL];L550xH500xL825COUVERTURE VERS LE HAUT

CHASSIS-ONDERDELEN


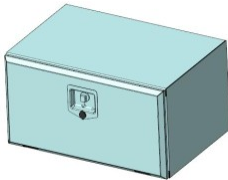
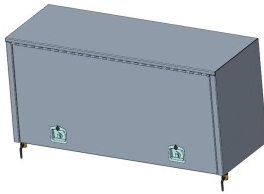

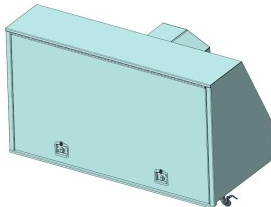


	Article	Description
	A2I0001651	DOOS-RVS[HGL];B1584xH900xL575 DEKSEL OMHOOG; HORIZONTALE VERDELER BOX-SS[HGL];W1584xH900xL575LID UPWARD;HORIZONTAL DIVIDER BOX-SS[HGL];B1584xH900xL575DECKEL NACH OBEN; HORIZONTALE TEILER BOÎTE-SS[HGL];L1584xH900xL575COUVERCLE VERS LE HAUT ; DIVISEUR HORIZONTAL
	A2I0001793	DOOS-RVS[HGL];500x550x550 GASVEER[2x];SLOT[x1] BOX-SS[HGL];500x550x550GASSPRING[2x];LOCK[x1] BOX-SS[HGL];500x550x550GASFEDER[2x];SPERRE[x1] BOÎTE-SS[HGL];500x550x550RESSORT À GAZ[2x];VERROUILLAGE[x1]
	A2I0001811	DOOS[HGL];L1754xH1000xB780 DEKSEL OMHOOG;VERLENGING[POMP] BOX[HGL];L1754xH1000xW780LID UPWARDS;EXTENSION[PUMP] KASTEN[HGL];L1754xH1000xB780DECKEL NACH OBEN; VERLÄNGERUNG [PUMPE] BOÎTE[HGL];L1754xH1000xW780COUVERCLE VERS LE HAUT;EXTENSION [POMPE]
	A2I0001830	BOX-RVS[HGL];L970xH700xB700 DOOS>WEBASTO>VERWARMINGSAPPARATUUR;[ACHTERGEMONTEERD] BOX-SS[HGL];L970xH700xW700BOX>WEBASTO>HEATING EQUIPMENT;[REAR MOUNTED] BOX-SS[HGL];L970xH700xB700BOX>WEBASTO>HEIZGERÄT;[HINTEN MONTIERT] BOÎTE-SS[HGL];L970xH700xW700BOÎTE>WEBASTO>ÉQUIPEMENT DE CHAUFFAGE;[MONTAGE ARRIÈRE]
	A2I0001848	BOX-SS[HGL];L1580xH750xW575;VOORCHASSIS DEKSEL OMHOOG; DRAINAGE BOX-SS[HGL];L1580xH750xW575;FRONT CHASSISLID UP;DRAINAGE BOX-SS[HGL];L1580xH750xB575;VORDERES FAHRGESTELLDECKEL OBEN; ABFLUSS BOÎTE-SS[HGL];L1580xH750xW575;CHÂSSIS AVANTCOUVERCLE OUVERT;DRAINAGE
	A2I0001849	KIST-RVS[HGL];B1584xH900xL575 BOX-SS[HGL];W1584xH900xL575 BOX-SS[HGL];B1584xH900xL575 BOÎTE-SS[HGL];L1584xH900xL575
	A2I0001874	KIST[HGL];L1150xH800xB1460 DEKSEL OMHOOG;VERLENGING[POMP] BOX[HGL];L1150xH800xW1460LID UPWARDS;EXTENSION[PUMP] KASTEN[HGL];L1150xH800xB1460DECKEL NACH OBEN; VERLÄNGERUNG [PUMPE] BOÎTE[HGL];L1150xH800xL1460COUVERCLE VERS LE HAUT;EXTENSION [POMPE]

CHASSIS-ONDERDELEN

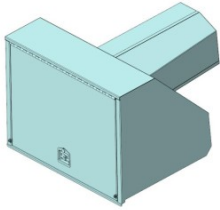

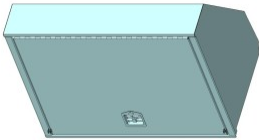
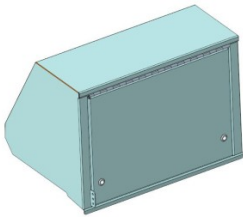
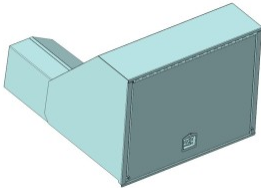


	Article	Description
	A2I0001883	KIST-RVS[1.4301;HGL];L500xH300xB350 STERIEL BOX-SS[1.4301;HGL];L500xH300xW350STERILE BOX-SS[1.4301;HGL];L500xH300xB350STERIL BOÎTE-SS[1.4301;HGL];L500xH300xL350STÉRILE
	A2I0001932	KIST[HGL];L1754xH1000xB780 DEKSEL NAAR BOVEN;VERLENGING[POMP];ANTI-MORS RAND BOX[HGL];L1754xH1000xW780LID UPWARDS;EXTENSION[PUMP];ANTI SPILLING EDGE KASTEN[HGL];L1754xH1000xB780DECKEL NACH OBEN; VERLÄNGERUNG [PUMPE]; ANTI-VERSCHÜTTUNGSRAND BOÎTE[HGL];L1754xH1000xW780COUVERCLE VERS LE HAUT;EXTENSION [POMPE];BORD ANTI-RENVERSEMENT
	A2I0002071	BOX-SS[HGL];L1100xH760xW560BOX>WEBASTO>HEATING EQUIPMENT BOX-SS[HGL];L1100xH760xB560BOX>WEBASTO>HEIZGERÄTE BOÎTE-SS[HGL];L1100xH760xW560COFFRET>WEBASTO>APPAREILS DE CHAUFFAGE
	A2I0002085	BOX-SS[HGL];L720xH700xB700 DOOS>WEBASTO>VERWARMINGSAPPARATUUR;[ACHTERGEMONTEERD] BOX-SS[HGL];L720xH700xW700BOX>WEBASTO>HEATING EQUIPMENT;[REAR MOUNTED] BOX-SS[HGL];L720xH700xB700BOX>WEBASTO>HEIZGERÄT;[HINTEN MONTIERT] BOÎTE-SS[HGL];L720xH700xW700BOÎTE>WEBASTO>ÉQUIPEMENT DE CHAUFFAGE;[MONTAGE ARRIÈRE]
	A2I0002100	DOOS[HGL];L2330xH1000xB800 DEKSEL NAAR BOVEN;2 DEUREN;VERLENGSEL[POMP];VERDEELPLAAT BOX[HGL];L2330xH1000xW800LID UPWARDS;2 DOORS;EXTENSION [PUMP];DIVIDING PLATE KASTEN[HGL];L2330xH1000xB800DECKEL NACH OBEN;2 TÜREN;VERLÄNGERUNG[PUMPE];TEILUNGSPLATTE BOÎTE[HGL];L2330xH1000xW800COUVERCLE VERS LE HAUT;2 PORTES;RALLONGE[POMPE];PLAQUE DE DIVISION
	A2I0002112	DOOS[1.4301;HGL];L500xH490xB1000 DEKSEL NAAR BOVEN>ASPOC BUMPER[2021] BOX[1.4301;HGL];L500xH490xW1000COVER UPWARDS>ASPOC BUMPER[2021] KASTEN[1.4301;HGL];L500xH490xB1000ABDECKUNG NACH OBEN>ASPOC STOßSTANGE[2021] BOÎTE[1.4301;HGL];L500xH490xL1000COUVERCLE VERS LE HAUT>PARE- CHOCS ASPOC[2021]
	A2I0002129	DOOS[HGL];L1130xH800xB1460 DEKSEL OMHOOG;VERLENGING[POMP] BOX[HGL];L1130xH800xW1460LID UPWARDS;EXTENSION[PUMP] KASTEN[HGL];L1130xH800xB1460DECKEL NACH OBEN; VERLÄNGERUNG [PUMPE] BOÎTE[HGL];L1130xH800xW1460COUVERCLE VERS LE HAUT;EXTENSION [POMPE]

	Article	Description
	A2I0002153	KIST[1.4301;HGL];L700xH714xB400 DEKSEL NAAR BOVEN BOX[1.4301;HGL];L700xH714xW400COVER UPWARDS KASTEN[1.4301;HGL];L700xH714xB400ABDECKUNG NACH OBEN BOÎTE[1.4301;HGL];L700xH714xL400COUVERTURE VERS LE HAUT
	A2I0002204	DOOS[1.4301;HGL];L1000xH600xB650 DEKSEL NAAR BOVEN BOX[1.4301;HGL];L1000xH600xW650COVER UPWARDS KASTEN[1.4301;HGL];L1000xH600xB650ABDECKUNG NACH OBEN BOÎTE[1.4301;HGL];L1000xH600xL650COUVERTURE VERS LE HAUT
	A2I0002233	KIST;L1135xH1000xB700 BOX;L1135xH1000xW700 KASTEN;L1135xH1000xB700 BOÎTE;L1135xH1000xW700
	A2I0002248	KIST[HGL];L1800xH1000xB780 BOX[HGL];L1800xH1000xW780 KASTEN[HGL];L1800xH1000xB780 BOÎTE[HGL];L1800xH1000xW780
	A2I0002260	BOX 500x490x750; DEKSEL OMHOOG BOX 500x490x750; COVER UPWARDS KASTEN 500x490x750; DECKEL NACH OBEN BOÎTE 500x490x750 ; COUVERTURE VERS LE HAUT
	A2I0002312	PARALLEL DOOR-ALU;BOX[2350x1075x920] PARALLEL DOOR-ALUBOX[2350x1075x920] PARALLELTÜR ALUBOX[2350x1075x920] PORTE PARALLÈLE ALUBOX[2350x1075x920]
	A2I0002342	BOX[MAT];L1130xH800xW1460 BOX[DULL];L1130xH800xW1460 BOX[MATT];L1130xH800xW1460 BOX[MATT];L1130xH800xW1460

CHASSIS-ONDERDELEN

	Article	Description
	A2I0002380	KIST ROESTVAST STAAL 350x650x380 BOX STAINLESS STEEL 350x650x380 KASTEN EDELSTAHL 350x650x380 COFFRET INOX 350x650x380
	A2I0002389	KIST RVS L650xH350xB450 BOX STAINLESS STEEL L650xH350xW450 KASTEN EDELSTAHL L650xH350xB450 COFFRET INOX L650xH350xL450
	A2I0002392	KIST-ROESTVRIJ STAAL [HGL];L1580xH750xB575;VOOR CHASSIS BOX-STAINLESS STEEL [HGL];L1580xH750xW575;FRONT CHASSIS BOX-EDELSTAHL [HGL];L1580xH750xB575;VORDERES FAHRGESTELL BOÎTE-ACIER INOXYDABLE [HGL];L1580xH750xW575;CHÂSSIS AVANT
	A2I0002395	KIST-ROESTVRIJ STAAL [HGL];L1850xH1000xB780;BUMPER BOX-STAINLESS STEEL [HGL];L1850xH1000xW780;BUMPER BOX-EDELSTAHL [HGL];L1850xH1000xB780;STOßSTANGE BOÎTE-ACIER INOXYDABLE [HGL];L1850xH1000xW780;PARE-CHOCS
	A2I0002422	BOX-SS[HGL];L1850xH1000xB780;BUMPER DEKSEL OMHOOG;AFVOER;VERLENGING[POMP;M] BOX-SS[HGL];L1850xH1000xW780;BUMPERLID UP;DRAINAGE;EXTENSION [PUMP;M] BOX-SS[HGL];L1850xH1000xB780;STOßSTANGEGECKEL OBEN;ENTWÄSSERUNG;VERLÄNGERUNG[PUMPE;M] BOX-SS[HGL];L1850xH1000xW780;PARE-CHOCS COUVERCLE HAUT ; VIDANGE ; EXTENSION [POMPE ; M]
	A2I0002440	KIST-RVS[HGL];L1430xH800xW575;VOOR CHASSIS DEKSEL OMHOOG; AFVOER BOX-SS[HGL];L1430xH800xW575;FRONT CHASSISLID UP;DRAINAGE BOX-SS[HGL];L1430xH800xB575;VORDERES FAHRGESTELLDECKEL OBEN; ABFLUSS BOX-SS[HGL];L1430xH800xW575;CHÂSSIS AVANTCOUVERCLE HAUT ; DRAINAGE
	A2I0002497	DOOS L1190xH900xB740 BOX L1190xH900xW740 KASTEN L1190xH900xB740 BOITE L1190xH900xL740

CHASSIS-ONDERDELEN

	Article	Description
	A2I0002548	DOOS[HGL];L1130xH800xB1560 DEKSEL OMHOOG;VERLENGING[POMP] BOX[HGL];L1130xH800xW1560LID UPWARDS;EXTENSION[PUMP] KASTEN[HGL];L1130xH800xB1560DECKEL NACH OBEN; VERLÄNGERUNG [PUMPE] BOÎTE[HGL];L1130xH800xW1560COUVERCLE VERS LE HAUT;EXTENSION [POMPE]
	A2I0002600	DOOS[HGL];L2370xH870xB1100 DEKSEL NAAR BOVEN BOX[HGL];L2370xH870xW1100LID UPWARDS KASTEN[HGL];L2370xH870xB1100DECKEL NACH OBEN BOÎTE[HGL];L2370xH870xW1100COUVERCLE VERS LE HAUT
	A2I0002688	KIST[HGL];L1130xH800xB600 DEKSEL NAAR BOVEN BOX[HGL];L1130xH800xW600LID UPWARDS BOX[HGL];L1130xH800xB600DECKEL NACH OBEN BOÎTE[HGL];L1130xH800xL600COUVERCLE VERS LE HAUT
	A2I0002694	BOX[1.4301;HGL];L750xH490xW500 COVER UPWARDS;2 VIERKANT SLOT BOX[1.4301;HGL];L750xH490xW500 COVER UPWARDS;2 SQUARE LOCK KASTEN[1.4301;HGL];L750xH490xB500 ABDECKUNG NACH OBEN;2 QUADRATISCHES SCHLOSS BOÎTE[1.4301;HGL];L750xH490xW500 COUVERCLE VERS LE HAUT;2 SERRURES CARRÉES
	A2I0002695	DOOS[HGL];L1130xH800xB1210 DEKSEL OMHOOG;VERLENGING[POMP] BOX[HGL];L1130xH800xW1210LID UPWARDS;EXTENSION[PUMP] BOX[HGL];L1130xH800xB1210DECKEL NACH OBEN;VERLÄNGERUNG[PUMPE] BOÎTE[HGL];L1130xH800xW1210COUVERCLE VERS LE HAUT;EXTENSION [POMPE]
	A2J0000012	WIELKEG HOUDER (R530) WHEEL CHECK HOLDER (R530) CK LAUFRAD-KONTROLL HALTER (R530) CK SUPPORT DE CONTRÔLE DE ROUE (R530) CK
	A2J0000092	RESERVEWIELDRAGER ET0 SPARE WHEEL CARRIER ET0 RESERVERADTRÄGER ET0 SUPPORT DE ROUE DE SECOURS ET0



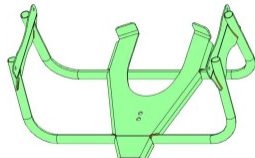

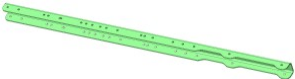


	Article	Description
	A2J0000170	MONTAGE STEUN VOOR KIST
	A2J0000317	BEVESTIGING>STEUN MOUNT>SUPPORT MONTAGE>UNTERSTÜTZUNG MONTAGE>SUPPORTMONTAGE>SUPPORT
	A2J0000394	FRAME EINDE[RECHTS] FRAME END[RIGHT] RAHMENENDE[RECHTS] FIN DU CADRE[DROITE]
	A2J0000398	AFSCHORING STEUNPOOT NAAR KIST SUSPENSION SUPPORT LEG TO BOX AUFHÄNGUNGSSTÜTZBEIN AN BOX PIED DE SUPPORT DE SUSPENSION À LA BOÎTE
	A2J0000399	BEUGEL STRUT BRACE STRUT STREBENSTREU PIÈCE DE RENFORTPIÈCE DE RENFORT
	A2J0000501	SPATBORDSTEUN (DIAMETER 42,4 X LENGTE 545) MUDGUARD BRACKET (DIAMETER 42,4 X LENGTH 545) KOTFLÜGEL HALTERUNG (DURCHMESSER 42,4 X LÄNGE 545) SUPPORT DE GARDE-BOUE (DIAMÈTRE 42,4 X LONGUEUR 545)
	A2J0000789	GASFLESHOUDER GAS BOTTLE HOLDER GASFLASCHENHALTER PORTE-BOUTEILLE DE GAZ

	Article	Description
	A2J0000806	POUTRE DE MONTAGE>DECHARGE BRACE STRUT MONTAGESTRAHL>ENTLADUNG POUTRE DE MONTAGE>DECHARGE
	A2J0000819	MONTAGEBALK>ONTLADING MOUNTING BEAM>DISCHARGE MONTAGESTRAHL>ENTLADUNG POUTRE DE MONTAGE>DECHARGE
	A2J0000835	ZIJAFSCHERMING STEIN (EINDSTUK) SIDE GUARD PLATE (END MOUNTING) SEITENSCHUTZPLATTE (END MONTAGE) PLAQUE DE GARDE LATÉRALE (MONTAGE FINAL)
	A2J0000951	LEK PLAAT>BUMPER LEAKING PLATE>BUMPER UNDICHTE PLATTE>STOßSTANGE PLAQUE DE FUITE>PARE-CHOCS
	A2J0000982	FRAME EINDE[LINKS] FRAME END[LEFT] RAHMENENDE[LINKS] FIN DU CADRE[GAUCHE]
	A2J0000983	FRAME EINDE[RECHTS] FRAME END[RIGHT] RAHMENENDE[RECHTS] FIN DU CADRE[DROITE]
	A2J0000989	RESERVE. DRAGER/LUCHTFILTER/STOP NOODGEVAL./PRESS. METER/DRUK. VENTIEL SPAREW. CARRIER/AIR FILTER/STOP EMERG./PRESS. GAUGE/PRESS. VALVE ERSATZTEIL. TRÄGER/LUFTFILTER/STOP-NOT./DRÜCKEN. MESSGERÄT/DRÜCKEN. VENTIL DE RECHANGE. TRANSPORTEUR/FILTRE À AIR/ARRÊT D'URGENCE./PRESSE. JAUGE/PRESSE. SOUPAPE

	Article	Description
	A2J0001003	FRAME EINDE[LINKS] FRAME END[LEFT] RAHMENENDE[LINKS] FIN DU CADRE[GAUCHE]
	A2J0001004	FRAME EINDE[RECHTS] FRAME END[RIGHT] RAHMENENDE[RECHTS] FIN DU CADRE[DROITE]
	A2J0001020	STEUN >BRANDBLUSSEUR SUPPORT >FIRE EXTINGUISHER UNTERSTÜTZUNG >FEUERLÖSCHER ASSISTANCE >EXTINCTEUR D'INCENDIE
	A2J0001230	LANGSSCHOOR STEUNVOETEN HARTAFSTAND[67] LONGITUDINAL BRACE SUPPORT FEET CENTER DISTANCE[67] LÄNGSSTREUEN-STÜTZFÜSSE-MITTENABSTAND[67] DISTANCE DU CENTRE DES PIEDS DE SUPPORT LONGITUDINAL[67]
	A2J0001235	RESERVEWIELDRAGER-LIER-SS;ET120 SPARE WHEEL CARRIER-WINCH-SS;ET120 RESERVERADTRÄGER-WINCH-SS;ET120 PORTE-ROUE DE SECOURS-WINCH-SS;ET120
	A2J0001265	KABELBUISHOUDER CABLE TUBE HOLDER KABELROHRHALTER SUPPORT DE TUBE DE CÂBLE
	A2J0001552	BEUGEL STRUT BRACE STRUT STREBENSTREU PIÈCE DE RENFORT

	Article	Description
	A2J0001562	SPATBORD STEUN HOBUR VLEUGEL MUDGUARD SUPPORTHOBUR WING SCHUTZBLECHHALTERHOBUR-FLÜGEL SUPPORT DE GARDE-BOUEAILE HOBUR
	A2J0001825	CHASSISBALK ALU LINKS CHASSISBEAM ALU LEFT FAHRGESTELLTRÄGER ALU LINKS CHÂSSISPOUTRE ALU GAUCHE
	A2J0001827	CHASSISBALK ALU RECHTS CHASSIS BEAM ALU RIGHT CHASSIS TRÄGER ALU RECHTS CHÂSSIS POUTRE ALU DROITE
	A2J0001835	BEVESTIG STEUNPOTEN MOUNT LANDING FEETMOUNT LANDING FEET MONTIEREN SIE LANDEFÜSSE MONTER LES PIEDS D'ATTERISSAGE
	A2J0001836	MONTAGESTEUN VOOR ALUMINIUM STEUNPOTEN MOUNTING BRACKET ALUMINIUM FOR LANDINGFEET
	A2J0001837	STEUN CC735 BRACE CC735 BRACE CC735 ATTELLE CC735
	A2J0001846	STEUN ZIJBESCHERMING BRACKET SIDE GUARD HALTERUNG SIDE GUARD SUPPORT PLAQUE LATERALE

CHASSIS-ONDERDELEN








	Article	Description
	A2J0001847	FIETSENVANGER SCHARNIERPLAAT VOOR KLAPSTEUN (ALUMINIUM) BICYCLE RIDER HINGE PLATE FOR BUMP SUPPORT (ALUMINIUM) FAHRRADFÄHRER-SCHARNIERPLATTE FÜR BUMPEN-UNTERSTÜTZUNG (ALUMINIUM) BICYCLE RIDER PLAQUE DE CHARNIERE POUR SUPPORT DE BUMPE (ALUMINIUM)
	A2J0001849	VERTICALE STEUN FIETSENVANGER (ALUMINIUM) VERTICAL SUPPORT BICYCLE TRAILER (ALUMINIUM) VERTICAL SUPPORT FAHRRADANHÄNGER (ALUMINIUM) BICYCLE TRAILER SUPPORT VERTICAL (ALUMINIUM)
	A2J0001860	RESERVEWIEL HOUDER ALUMINIUM RESERVE WHEEL HOLDER ALUMINIUM RESERVERADHALTER ALUMINIUM PORTE-ROUE DE RESERVE ALUMINIUM
	A2J0001866	VERSTERKENDE BUIS-SS STRENGTHENING TUBE-SS VERSTÄRKUNGSROHR-SS TUBE DE RENFORCEMENT-SS
	A2J0001875	ADR-HOUDER ADR-HOLDER ADR-INHABER TITULAIRE DE L'ADR
	A2J0001877	ADR-HOUDER;H200/300 ADR-HOLDER;H200/300 ADR-HALTER;H200/300 SUPPORT ADR;H200/300
	A2J0001878	MONTAGE>ADR-HOUDER MOUNT>ADR-HOLDER MONTAGE>ADR-HALTER MONTAGE>PORTE-ADR

	Article	Description
	A2J0001886	CHASSIS ACHTER-ALU CHASSIS REAR-ALU FAHRGESTELL HINTEN-ALU CHÂSSIS ARRIÈRE-ALU
	A2J0001887	MONTAGEPLAAT>KIST MET ZIJBESCHERMING MOUNTING PLATE>BOX WITH SIDE PROTECTION MONTAGEPLATTE>BOX MIT SEITENSCHUTZ PLAQUE DE MONTAGE>BOÎTE AVEC PROTECTION LATÉRAL
	A2J0001955	RESERVEWIELDRAGER-SS;LIER SPARE WHEEL CARRIER-SS;WINCH RESERVERADTRÄGER-SS;WINDE PORTE-ROUE DE SECOURS-SS; TREUIL
	A2J0002034	PEN VOOR SCHARNIER ZIJAFSCHERMING PIN FOR HINGE SIDE SHIELDING PENNE FÜR ABGEHÄNGTE SEITEN ABSCHIRMUNG PENNE POUR BLINDAGE LATÉRAL SUSPENDU
	A2J0002046	ACHTERBALK;GEANODISEERD REAR BEAM;ANODISED HINTERER TRÄGER; ELOXIERT POUTRE ARRIÈRE;ANODISÉE
	A2J0002073	SPATBORDSTEUN RVS (DIA42.4XL505XT2) MUDGUARD BRACKET STAINLESS STEEL (DIAMETER 42.4XL505XT2) KOTFLÜGEL HALTERUNG EDELSTAHL (DURCHMESSER 42.4XL505XT2) SUPPORT DE GARDE-BOUE EN ACIER INOXYDABLE (DIAMÈTRE 42.4XL505XT2)
	A2J0002134	VERSTELBARE STEUNBEVESTIGING>LANDINGSPOTEN BRACING STRUT MOUNT>LANDING LEGS VERSTÄRKUNG DER STREBENHALTERUNG>LANDEBEINE SUPPORT DE BATTERIE DE RENFORCEMENT>JAMBES D'ATTERRISSAGE




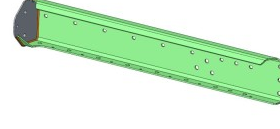
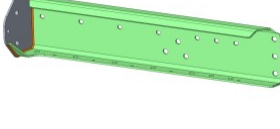


CHASSIS-ONDERDELEN

	Article	Description
	A2J0002139	MONTAGEPLAAT LANG>BOX MET ZIJBESCHERMING MOUNTING PLATE LONG>BOX WITH SIDE PROTECTION MONTAGEPLATTE LANG>BOX MIT SEITENSCHUTZ PLAQUE DE MONTAGE LONG>BOITE AVEC PROTECTION LATÉRALE
	A2J0002190	SPATBORDSTEUN ROESTVRIJ STAAL;DIA42.4xL550;OFFSET[50] MUDGUARD SUPPORT STAINLESS STEEL;DIA42.4xL550;OFFSET[50] KOTFLÜGELHALTER EDELSTAHL;DIA42.4xL550;OFFSET[50] SUPPORT GARDE BOUE INOX;DIA42.4xL550;OFFSET[50]
	A2J0002203	AFDEKPLAAT MORSEBAK COVER SPILLAGE TRAY VERSCHÜTTEN FACH COUVRIR LE BAC À DÉBORDEMENT
	A2J0002363	ADR-BESCHERMING-SS;L430 ADR-PROTECTION-SS;L430 ADR-PROTECTION-SS;L430 ADR-PROTECTION-SS;L430
	A2J0002364	ADR-BESCHERMING-SS;L580 ADR-PROTECTION-SS;L580 ADR-PROTECTION-SS;L580 ADR-PROTECTION-SS;L580
	A2J0002365	ADR-BESCHERMING-SS;L730 ADR-PROTECTION-SS;L730 ADR-PROTECTION-SS;L730 ADR-PROTECTION-SS;L730
	A2J0002392	CHASSISBALK ALU LINKS CHASSISBEAM ALU LEFT FAHRGESTELLTRÄGER ALU LINKS CHÂSSISPOUTRE ALU GAUCHE



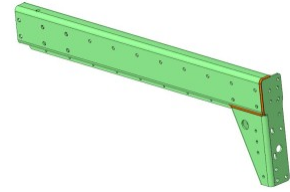
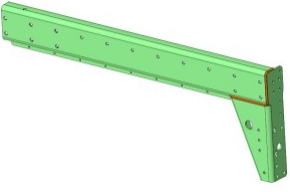
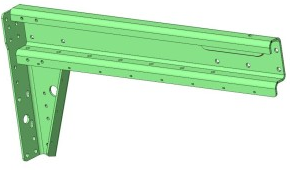
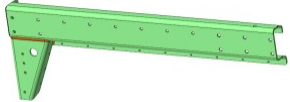
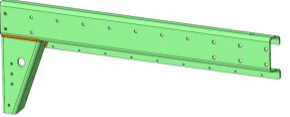
CHASSIS-ONDERDELEN

	Article	Description
	A2J0002393	CHASSISBALK ALU LINKS CHASSISBEAM ALU LEFT FAHRGESTELLTRÄGER ALU LINKS CHÂSSISPOUTRE ALU GAUCHE
	A2J0002394	CHASSISBALK ALU LINKS CHASSISBEAM ALU LEFT FAHRGESTELLTRÄGER ALU LINKS CHÂSSISPOUTRE ALU GAUCHE
	A2J0002401	CHASSISBALK ALU RECHTS CHASSIS BEAM ALU RIGHT CHASSIS TRÄGER ALU RECHTS CHÂSSIS POUTRE ALU DROITE
	A2J0002402	CHASSISBALK ALU RECHTS CHASSIS BEAM ALU RIGHT CHASSIS TRÄGER ALU RECHTS CHÂSSIS POUTRE ALU DROITE
	A2J0002403	CHASSISBALK ALU RECHTS CHASSIS BEAM ALU RIGHT CHASSIS TRÄGER ALU RECHTS CHÂSSIS POUTRE ALU DROITE
	A2J0002405	CHASSISBALK ALU LINKS CHASSISBEAM ALU LEFT FAHRGESTELLTRÄGER ALU LINKS CHÂSSISPOUTRE ALU GAUCHE
	A2J0002407	CHASSISBALK ALU RECHTS CHASSIS BEAM ALU RIGHT CHASSIS TRÄGER ALU RECHTS CHÂSSIS POUTRE ALU DROITE

CHASSIS-ONDERDELEN


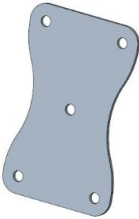
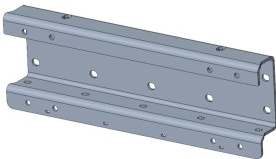

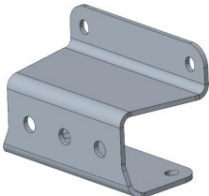
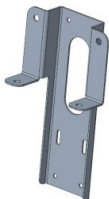
	Article	Description
	A2J0002411	CHASSISBALK ALU LINKS CHASSISBEAM ALU LEFT FAHRGESTELLTRÄGER ALU LINKS CHÂSSISPOUTRE ALU GAUCHE
	A2J0002413	CHASSISBALK ALU RECHTS CHASSIS BEAM ALU RIGHT CHASSIS TRÄGER ALU RECHTS CHÂSSIS POUTRE ALU DROITE
	A2J0002437	CHASSISBALK ALU LINKS CHASSISBEAM ALU LEFT FAHRGESTELLTRÄGER ALU LINKS CHÂSSISPOUTRE ALU GAUCHE
	A2J0002438	CHASSISBALK ALU LINKS CHASSISBEAM ALU LEFT FAHRGESTELLTRÄGER ALU LINKS CHÂSSISPOUTRE ALU GAUCHE
	A2J0002440	CHASSISBALK ALU LINKS CHASSISBEAM ALU LEFT FAHRGESTELLTRÄGER ALU LINKS CHÂSSISPOUTRE ALU GAUCHE
	A2J0002445	CHASSISBALK ALU RECHTS CHASSIS BEAM ALU RIGHT CHASSIS TRÄGER ALU RECHTS CHÂSSIS POUTRE ALU DROITE
	A2J0002446	CHASSISBALK ALU RECHTS CHASSIS BEAM ALU RIGHT CHASSIS TRÄGER ALU RECHTS CHÂSSIS POUTRE ALU DROITE

CHASSIS-ONDERDELEN

	Article	Description
	A2J0002448	CHASSISBALK ALU RECHTS CHASSIS BEAM ALU RIGHT CHASSIS TRÄGER ALU RECHTS CHÂSSIS POUTRE ALU DROITE
	A2J0002464	BEUGEL STRUT BRACE STRUT STREBENSTREUSTREBENSTREU PIÈCE DE RENFORT
	A2J0002476	CHASSISACHTER-ALU;LINKS CHASSISREAR-ALU;LEFT FAHRGESTELLHINTEN-ALU;LINKS CHÂSSISARRIÈRE-ALU;GAUCHE
	A2J0002480	CHASSISACHTER-ALU;LINKS CHASSISREAR-ALU;LEFT FAHRGESTELLHINTEN-ALU;LINKS CHÂSSISARRIÈRE-ALU;GAUCHE
	A2J0002481	CHASSISACHTER-ALU;LINKS CHASSISREAR-ALU;LEFT FAHRGESTELLHINTEN-ALU;LINKS CHÂSSISARRIÈRE-ALU;GAUCHE
	A2J0002492	CHASSISACHTER-ALU;RECHTS CHASSISREAR-ALU;RIGHT FAHRGESTELLHINTEN-ALU;RECHTS CHÂSSISARRIÈRE-ALU;DROITE
	A2J0002496	CHASSISACHTER-ALU;RECHTS CHASSISREAR-ALU;RIGHT FAHRGESTELLHINTEN-ALU;RECHTS CHÂSSISARRIÈRE-ALU;DROITE


CHASSIS-ONDERDELEN








	Article	Description
	A2J0002497	CHASSISACHTER-ALU;RECHTS CHASSISREAR-ALU;RIGHT FAHRGESTELLHINTEN-ALU;RECHTS CHÂSSISARRIÈRE-ALU;DROITE
	A2J0002546	MONTAGEBALK>UITVOER;ALU CHASSIS MOUNTING BEAM>DISCHARGE;ALU CHASSIS MONTAGEBALKEN>ENTLADUNG;ALU-CHASSIS POUTRE DE MONTAGE>DÉCHARGE;CHÂSSIS ALU
	A2J0002623	STEUN>KIST SUPPORT>BOX UNTERSTÜTZUNG>BOX SUPPORT>BOITE
	A2J0002625	MONTAGEPLAAT>BOXSTEUN>ACHTERTREIN MOUNTING PLATE>BOX SUPPORT>REAR TRAIN MONTAGEPLATTE>KASTENUNTERSTÜTZUNG>HINTERER ZUG PLAQUE DE MONTAGE>SUPPORT BOÎTE>TRAIN ARRIÈRE
	A2J0002638	STEUN>ADR-HOUDER;H350/450 SUPPORT>ADR-HOLDER;H350/450 UNTERSTÜTZUNG>ADR-HALTER;H350/450 SUPPORT>PORTE-ADR;H350/450
	A2J0002682	STRAVA CC567 STRAVE CC567 STRAVA CC567 STRAV CC567
	A2J0002711	VERLENGING>HENDEL STEUNPOTEN EXTENSION>HANDLE LANDING LEGS VERLÄNGERUNG>GRIFF-LANDEBEINE EXTENSION>POIGNÉE JAMBES D'ATTERRISSAGE

	Article	Description
	A2J0002723	STEUN>KIST SUPPORT>BOX UNTERSTÜTZUNG>BOX SUPPORT>BOITE
	A2J0002731	TEGENPLAAT>KIST MONTAGE COUNTERPLATE>BOX MOUNT GEGENPLATTE>BOX MOUNT CONTREPLAQUE>MONTAGE BOÎTE
	A2J0002743	BALK>CHASSISACHTER;GATENPATROON[L1200/1050] BEAM>CHASSISREAR;HOLE PATTERN[L1200/1050] TRÄGER>CHASSISHINTEN;LOCHMUSTER[L1200/1050] POUTRE>CHÂSSISARRIÈRE;MOTIF DE TROUS[L1200/1050]
	A2J0002745	BALK>CHASSISACHTER;GATENPATROON[L600/450] BEAM>CHASSISREAR;HOLE PATTERN[L600/450] TRÄGER>CHASSISHINTEN;LOCHMUSTER[L600/450] POUTRE>CHÂSSISARRIÈRE;MOTIF DE TROUS[L600/450]
	A2J0002746	BALK>CHASSIS ACHTER;GATENPATROON[L1500/1350] BEAM>CHASSIS REAR;HOLE PATTERN[L1500/1350] TRÄGER>CHASSIS HINTEN;LOCHMUSTER[L1500/1350] POUTRE>CHÂSSIS ARRIÈRE ;MOTIF DE TROUS[L1500/1350]
	A2J0002803	POMPSTEUN>CHASSISBEVESTIGING PUMP SUPPORT>CHASSIS MOUNTING PUMPENUNTERSTÜTZUNG>FAHRGESTELLMONTAGE SUPPORT DE POMPE>MONTAGE CHÂSSIS
	A2J0002827	STEUN>BRANDBLUSSER SUPPORT>FIRE EXTINGUISHER UNTERSTÜTZUNG>FEUERLÖSCHER SUPPORT>EXTINCTEUR

CHASSIS-ONDERDELEN








	Article	Description
	A2J0002831	<p>MONTAGE>STEUN>ALU CHASSISBALKS</p> <p>MOUNTING>SUPPORT>ALU CHASSIS BEAMS</p> <p>MONTAGE>UNTERSTÜTZUNG>ALU-FAHRGESTELLTRÄGER</p> <p>MONTAGE>SUPPORT>POUTRES CHÂSSIS ALU</p>
	A2J0002837	<p>ONDERSTEUNING ADR-BORDEN>ALU CHASSISBALKS</p> <p>SUPPORT ADR SIGNS>ALU CHASSIS BEAMS</p> <p>UNTERSTÜTZEN SIE ADR-SCHILDER>ALU-FAHRGESTELLTRÄGER</p> <p>SUPPORT SIGNALISATION ADR>POUTRES CHÂSSIS ALU</p>
	A2J0002844	<p>FERRYHAAKCONSOLE STA170X150X10</p> <p>FERRY HOOK CONSOLE STA170X150X10</p> <p>FERRY HOOK KONSOLE STA170X150X10</p> <p>CROCHET CONSOLE STA170X150X10</p>
	A2J0002845	<p>MONTAGEPLAAT>FICHET KIST</p> <p>MOUNTING PLATE>FICHET BOX</p> <p>MONTAGEPLATTE>FICHET BOX</p> <p>PLAQUE DE MONTAGE>BOITE DE FICHET</p>
	A2J0002855	<p>LUCHTTANK MONTAGE> HANGER BR. BPW</p> <p>AIRTANK MOUNTING > HANGER BR. BPW</p> <p>AIR TANK-MONTAGE> HÄNGER BR. BPW</p> <p>MONTAGE DU RESERVOIR> HANGER BR. BPW</p>
	A2J0002896	<p>STRAVA KIST</p> <p>STRAVE BOX</p> <p>STRAVA-BOX</p> <p>BOITE STRAVA</p>
	A2J0002927	<p>CHASSISBALK RVS LINKS</p> <p>CHASSIS BEAM SS LEFT</p> <p>FAHRGESTELLTRÄGER SS LINKS</p> <p>CHÂSSIS POUTRE SS GAUCHE</p>

	Article	Description
	A2J0002928	CHASSISBALK RVS LINKS CHASSIS BEAM SS LEFT FAHRGESTELLTRÄGER SS LINKS CHÂSSIS POUTRE SS GAUCHE
	A2J0002929	CHASSISBALK RVS LINKS CHASSIS BEAM SS LEFT FAHRGESTELLTRÄGER SS LINKS CHÂSSIS POUTRE SS GAUCHE
	A2J0002930	CHASSISBALK RVS LINKS CHASSIS BEAM SS LEFT FAHRGESTELLTRÄGER SS LINKS CHÂSSIS POUTRE SS GAUCHE
	A2J0002931	CHASSISBALK RVS LINKS CHASSIS BEAM SS LEFT FAHRGESTELLTRÄGER SS LINKS CHÂSSIS POUTRE SS GAUCHE
	A2J0002932	CHASSISBALK RVS LINKS CHASSIS BEAM SS LEFT FAHRGESTELLTRÄGER SS LINKS CHÂSSIS POUTRE SS GAUCHE
	A2J0002933	CHASSISBALK RVS LINKS CHASSIS BEAM SS LEFT FAHRGESTELLTRÄGER SS LINKS CHÂSSIS POUTRE SS GAUCHE
	A2J0002934	CHASSISBALK RVS LINKS CHASSIS BEAM SS LEFT FAHRGESTELLTRÄGER SS LINKS CHÂSSIS POUTRE SS GAUCHE







	Article	Description
	A2J0002937	CHASSISBALK SS RECHTS CHASSIS BEAM SS RIGHT FAHRGESTELLSTRAHLER SS RECHTS CHÂSSIS POUTRE SS DROITE
	A2J0002940	CHASSISBALK SS RECHTS CHASSIS BEAM SS RIGHT FAHRGESTELLSTRAHLER SS RECHTS CHÂSSIS POUTRE SS DROITE
	A2J0002942	CHASSISBALK SS RECHTS CHASSIS BEAM SS RIGHT FAHRGESTELLSTRAHLER SS RECHTS CHÂSSIS POUTRE SS DROITE
	A2J0002944	CHASSISBALK SS RECHTS CHASSIS BEAM SS RIGHT FAHRGESTELLSTRAHLER SS RECHTS CHÂSSIS POUTRE SS DROITE
	A2J0002946	CHASSISBALK SS RECHTS CHASSIS BEAM SS RIGHT FAHRGESTELLSTRAHLER SS RECHTS CHÂSSIS POUTRE SS DROITE
	A2J0002948	CHASSISBALK SS RECHTS CHASSIS BEAM SS RIGHT FAHRGESTELLSTRAHLER SS RECHTS CHÂSSIS POUTRE SS DROITE
	A2J0002950	CHASSISBALK SS RECHTS CHASSIS BEAM SS RIGHT FAHRGESTELLSTRAHLER SS RECHTS CHÂSSIS POUTRE SS DROITE

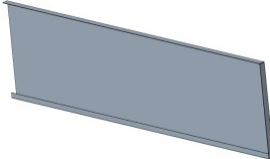
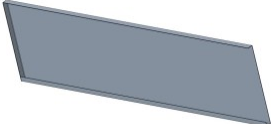

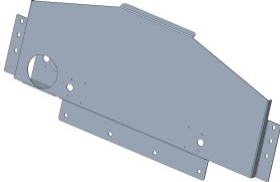


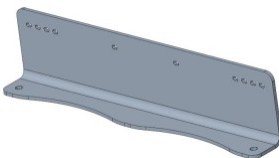
	Article	Description
	A2J0002952	CHASSISBALK SS RECHTS CHASSIS BEAM SS RIGHT FAHRGESTELLSTRAHLER SS RECHTS CHÂSSIS POUTRE SS DROITE
	A2J0002985	RESERVEWIELDRAGER-SS;LIER;ET0 SPARE WHEEL CARRIER-SS;WINCH;ET0 RESERVERADTRÄGER-SS;WINCH;ET0 PORTE-ROUE DE SECOURS-SS; TREUIL; ET0
	A2J0002991	STRAVA CC655 STRAVE CC655 STRAVA CC655 STRAV CC655
	A2J0002992	MONTAGE>RESERVEWIELDRAGER/STEUNPOOT MOUNT>SPAREWHEELCARRIER/LANDINGFEET MONTAGE>RESERVERADTRÄGER/LANDEFÜSSE MONTAGE>PORTE-ROUE DE SECOURS/PIEDS D'ATTERISSAGE
	A2J0003013	CHASSISBALK ALU LINKS CHASSISBEAM ALU LEFT FAHRGESTELLTRÄGER ALU LINKS CHÂSSISPOUTRE ALU GAUCHE
	A2J0003017	CHASSISBALK ALU RECHTS CHASSIS BEAM ALU RIGHT CHASSIS TRÄGER ALU RECHTS CHÂSSIS POUTRE ALU DROITE
	A2J0003031	CHASSISBALK RVS LINKS CHASSIS BEAM SS LEFT FAHRGESTELLTRÄGER SS LINKS CHÂSSIS POUTRE SS GAUCHE

	Article	Description
	A2J0003033	CHASSISBALK SS RECHTS CHASSIS BEAM SS RIGHT FAHRGESTELLSTRAHLER SS RECHTS CHÂSSIS POUTRE SS DROITE
	A2J0003038	ADR-PLAATHOUDER ADR-PLATE HOLDER ADR-Schildhalter PORTE-PLAQUE ADR
	A2J0003044	CHASSISBALK ALU LINKS CHASSISBEAM ALU LEFT FAHRGESTELLTRÄGER ALU LINKS CHÂSSISPOUTRE ALU GAUCHE
	A2J0003046	CHASSISBALK ALU RECHTS CHASSIS BEAM ALU RIGHT CHASSIS TRÄGER ALU RECHTS CHÂSSIS POUTRE ALU DROITE
	A2J0003062	HOUDER>ADR-PLATEN[HAZCHEM-PLAAT] HOLDER>ADR PLATES[HAZCHEM PLATE] HOUDER>ADR-PLATEN[HAZCHEM-PLAAT] PORTE>PLAQUES ADR[PLAQUE HAZCHEM]
	A2J0003110	CHASSISBALK RVS LINKS CHASSIS BEAM SS LEFT FAHRGESTELLTRÄGER SS LINKS CHÂSSIS POUTRE SS GAUCHE
	A2J0003112	CHASSISBALK SS RECHTS CHASSIS BEAM SS RIGHT FAHRGESTELLSTRAHLER SS RECHTS CHÂSSIS POUTRE SS DROITE


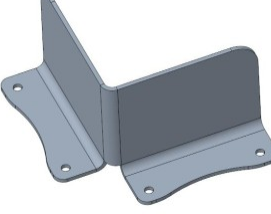





	Article	Description
	A2J0003119	BEVESTIGING> SPATLAP MOUNT>MUDGUARD FLAP MONTAGE>BABLET DE GARDE-BOUE MONTAGE>BABLET DE GARDE-BOUE
	A2J0003120	BEVESTIGING> SPATLAP MOUNT>MUDGUARD FLAP HALTER>SCHUTZFLASCHE MONTAGE>RABAT DE GARDE-BOUE
	A2J0003123	CHASSISBALK RVS LINKS CHASSIS BEAM SS LEFT FAHRGESTELLTRÄGER SS LINKS CHÂSSIS POUTRE SS GAUCHE
	A2J0003125	CHASSISBALK SS RECHTS CHASSIS BEAM SS RIGHT FAHRGESTELLSTRAHLER SS RECHTS CHÂSSIS POUTRE SS DROITE
	A2J0003336	SCHARNIERPLAAT>VOUWSTEUN>ZIJBESCHERMING[H+100] HINGE PLATE>FOLDING-SUPPORT>SIDE GUARD[H+100] SCHARNIERPLATTE>KLAPPSTÜTZE>SEITENSCHUTZ[H+100] PLAQUE CHARNIÈRE>SUPPORT-PLIANT>GARDE LATÉRALE[H+100]
	A2J0003539	MONTAGEBALK>UITLAAT;ALU CHASSIS;LAGE MONTAGE MOUNTING BEAM>DISCHARGE;ALU CHASSIS;LOW MOUNTING MONTAGEBALKEN>ENTLADUNG;ALU-CHASSIS;NIEDRIGE MONTAGE MONTAGE POUTRE>DÉCHARGE;CHÂSSIS ALU;MONTAGE BAS
	A2J0003541	FERRY HAAK FERRY HOOK FÄHRENHAKEN CROCHET DE FERRY

CHASSIS-ONDERDELEN

	Article	Description
	A2J0003559	ONDERSTE LUCHTANKBEVESTIGING>HANGERBEUGEL;H94 LOWER AIRTANK MOUNT>HANGER BRACKET;H94 UNTERE LUFTTANKHALTERUNG>HÄNGERHALTERUNG;H94 SUPPORT DE RÉSERVOIR D'AIR INFÉRIEUR>Support de suspension ; H94
	A2J0003592	STRAVA CC625 STRAVE CC625 STRAVA CC 625 STRAVA CC 625
	A2J0003672	CHASSISBALK ALU LINKS CHASSISBEAM ALU LEFT FAHRGESTELLTRÄGER ALU LINKS CHÂSSISPOUTRE ALU GAUCHE
	A2J0003674	CHASSISBALK ALU RECHTS CHASSIS BEAM ALU RIGHT CHASSIS TRÄGER ALU RECHTS CHÂSSIS POUTRE ALU DROITE
	A2J0003694	BEUGELSTEUN L500 BRACE STRUT L500 STREBENSTREU L500 RENFORT L500
	A2J0003697	CHASSISBALK ALU LINKS CHASSISBEAM ALU LEFT FAHRGESTELLTRÄGER ALU LINKS CHÂSSISPOUTRE ALU GAUCHE
	A2J0003699	CHASSISBALK ALU RECHTS CHASSIS BEAM ALU RIGHT CHASSIS TRÄGER ALU RECHTS CHÂSSIS POUTRE ALU DROITE

	Article	Description
	A2J0003780	SLUITPLAAT>ZIJBESCHERMING;LINKERZIJDE CLOSING PLATE>SIDE PROTECTION;LEFT SIDE VERSCHLUSSPLATTE>SEITENSCHUTZ;LINKE SEITE PLAQUE DE FERMETURE>PROTECTION LATÉRALE;CÔTÉ GAUCHE
	A2J0003781	SLUITPLAAT>ZIJBESCHERMING; RECHTERZIJDE CLOSING PLATE>SIDE PROTECTION;RIGHT SIDE VERSCHLUSSPLATTE>SEITENSCHUTZ;RECHTE SEITE PLAQUE DE FERMETURE>PROTECTION LATÉRALE;CÔTÉ DROIT
	A2J0003930	MONTAGEPLAAT>BESTURINGSKAST MOUNTING PLATE>CONTROL BOX MONTAGEPLATTE>STEUERKASTEN PLAQUE DE MONTAGE>BOÎTE DE COMMANDE
	A2J0003993	AFDEKPLAAT>ONDERSTRUCTUUR COVER PLATE>SUBSTRUCTURE ABDECKPLATTE>UNTERSTRUKTUR PLAQUE DE COUVERTURE>SOUS-STRUCTURE
	A2J0004011	ADR-BESCHERMING ADR PROTECTION ADR-SCHUTZ PROTECTION ADR
	A2J0004021	ADR-BESCHERMING ADR PROTECTION ADR-SCHUTZ PROTECTION ADR
	A2J0004096	MONTAGEPLAAT>GLIJDERAIL;L350 MOUNTINGPLATE>SLIDER RAIL;L350 MONTAGEPLATTE>GLEITENSCHIENE;L350 PLAQUE DE MONTAGE>RAIL COULISSANT;L350

CHASSIS-ONDERDELEN


	Article	Description
	A2J0004097	HOUDER>NUMMERPLATEN[3 VAKKEN] HOLDER>NUMBER PLATES[3 COMPARTMENTS] HALTER>KENNZEICHEN[3 FÄCHER] SUPPORT>PLAQUES D'IMMATRICULATION[3 COMPARTIMENTS]
	A2J0004102	HOUDER>COLLECTOR HOLDER>COLLECTOR HALTER>SAMMLER SUPPORT>COLLECTEUR
	A2J0004103	ADR-PLAATHOUDER;BORDEN[x4] ADR-PLATE HOLDER;SIGNS[x4] ADR-Schildhalter; Schilder[x4] PORTE-PLAQUE ADR;SIGNES[x4]
	A2J0004168	CHASSISBALK RVS LINKS CHASSIS BEAM SS LEFT FAHRGESTELLTRÄGER SS LINKS CHÂSSIS POUTRE SS GAUCHE
	A2J0004170	CHASSISBALK SS RECHTS CHASSIS BEAM SS RIGHT FAHRGESTELLSTRAHLER SS RECHTS CHÂSSIS POUTRE SS DROITE
	A2J0004178	STEUNBALK>ACHTERFRAME SUPPORT BEAM>REAR FRAME STÜTZBALKEN>HINTERER RAHMEN POUTRE DE SUPPORT>CADRE ARRIÈRE
	A2J0004200	VERSTERKINGSPLAAT>LICHTPLAAT REINFORCEMENT PLATE>LIGHT BOX VERSTÄRKUNGSPLATTE>LICHTKASTEN PLAQUE DE RENFORT>CAISSE LUMINEUSE

	Article	Description
	A2J0004201	STEUNPLAAT>KOGELKLEP SUPPORT PLATE>BALL VALVE STÜTZPLATTE>KUGELHAHN PLAQUE DE SUPPORT>VANNE À BILLE
	A2J0004305	STEUNFRAME>VSE BOX ACHTER SUPPORT FRAME>VSE BOX REAR STÜTZRAHMEN>VSE-BOX HINTEN CADRE DE SUPPORT>BOITE VSE ARRIÈRE
	A2J0004309	MONTAGEPLAAT>FRONT CHASSIS>CONSOLE LANDINGSPOTEN MOUNTING PLATE>FRONT CHASSIS>CONSOLE LANDING LEGS MONTAGEPLATTE > VORDERES FAHRGESTELL > KONSOLENFAHRBEINE PLAQUE DE MONTAGE>CHÂSSIS AVANT>PIEDS D'ATERRISSAGE DE CONSOLE
	A2J0004312	MONTAGEPLAAT>LOSLEIDINGEN[x8] MOUNTING PLATE>DISCHARGE MOUNTS[x8] MONTAGEPLATTE>ENTLADUNGSHALTERUNGEN[x8] PLAQUE DE MONTAGE>Supports de décharge[x8]
	A2J0004434	AFDEKPLAAT COVERPLATE DECKPLATTE PLAQUE DE COUVERTURE
	A2J0004597	ERTALON PLAAT;CHOCOLADESCHRAPER ERTALON PLATE;CHOCOLATE SCRAPER ERTALON PLATTE;SCHOKOLADENSCHABER ASSIETTE ERTALON ; RACLOIR À CHOCOLAT
	A2J0004609	CHASSISBALK RVS LINKS CHASSIS BEAM SS LEFT FAHRGESTELLTRÄGER SS LINKS CHÂSSIS POUTRE SS GAUCHE

CHASSIS-ONDERDELEN

	Article	Description
	A2J0004610	CHASSISBALK SS RECHTS CHASSIS BEAM SS RIGHT FAHRGESTELLSTRAHLER SS RECHTS CHÂSSIS POUTRE SS DROITE
	A2J0004667	CHASSISBALK RVS LINKS CHASSIS BEAM SS LEFT FAHRGESTELLTRÄGER SS LINKS CHÂSSIS POUTRE SS GAUCHE
	A2J0004669	CHASSISBALK SS RECHTS CHASSIS BEAM SS RIGHT FAHRGESTELLSTRAHLER SS RECHTS CHÂSSIS POUTRE SS DROITE
	A2J0004714	CHASSISBALK ALU LINKS CHASSISBEAM ALU LEFT FAHRGESTELLTRÄGER ALU LINKS CHÂSSISPOUTRE ALU GAUCHE
	A2J0004716	CHASSISBALK ALU RECHTS CHASSIS BEAM ALU RIGHT CHASSIS TRÄGER ALU RECHTS CHÂSSIS POUTRE ALU DROITE
	A2J0004718	AFDEKPLAAT/EINDPLAAT>BUMPER COVER PLATE/END PLATE>BUMPER ABDECKPLATTE/ENDPLATTE>STOÛSTANGE PLAQUE DE COUVERCLE/PLAQUE D'EXTRÉMITÉ>PARE-CHOCS
	A2J0004737	AFDEKPLAAT>BUMPER[ALUSUISSE] COVER PLATE>BUMPER[ALUSUISSE] ABDECKPLATTE>STOÛSTANGE[ALUSUISSE] COUVERCLE>PARE-CHOCS[ALUSUISSE]

CHASSIS-ONDERDELEN

	Article	Description
	A2J0004796	CHASSIS ACHTER RVS;LINKS CHASSIS REAR STAINLESS STEEL;LEFT FAHRGESTELL HINTEN EDELSTAHL;LINKS CHÂSSIS ARRIÈRE EN ACIER INOXYDABLE ; GAUCHE
	A2J0004797	CHASSIS ACHTER RVS;RECHTS CHASSIS REAR STAINLESS STEEL;RIGHT FAHRGESTELL HINTEN EDELSTAHL;RECHTS CHÂSSIS ARRIÈRE EN ACIER INOXYDABLE ; DROIT
	A2J0004799	AFDEKPLAAT/EINDPLAAT>BUMPER COVER PLATE/END PLATE>BUMPER ABDECKPLATTE/ENDPLATTE>STOßSTANGE PLAQUE DE COUVERCLE/PLAQUE D'EXTRÉMITÉ>PARE-CHOCS
	A2J0004820	CHASSIS ACHTER RVS;LINKS CHASSIS REAR STAINLESS STEEL;LEFT FAHRGESTELL HINTEN EDELSTAHL;LINKS CHÂSSIS ARRIÈRE EN ACIER INOXYDABLE ; GAUCHE
	A2J0004821	CHASSIS ACHTER RVS;LINKS CHASSIS REAR STAINLESS STEEL;LEFT FAHRGESTELL HINTEN EDELSTAHL;LINKS CHÂSSIS ARRIÈRE EN ACIER INOXYDABLE ; GAUCHE
	A2J0004822	CHASSIS ACHTER RVS;LINKS CHASSIS REAR STAINLESS STEEL;LEFT FAHRGESTELL HINTEN EDELSTAHL;LINKS CHÂSSIS ARRIÈRE EN ACIER INOXYDABLE ; GAUCHE
	A2J0004826	CHASSIS ACHTER RVS;LINKS CHASSIS REAR STAINLESS STEEL;LEFT FAHRGESTELL HINTEN EDELSTAHL;LINKS CHÂSSIS ARRIÈRE EN ACIER INOXYDABLE ; GAUCHE




CHASSIS-ONDERDELEN

	Article	Description
	A2J0004827	CHASSIS ACHTER RVS;LINKS CHASSIS REAR STAINLESS STEEL;LEFT FAHRGESTELL HINTEN EDELSTAHL;LINKS CHÂSSIS ARRIÈRE EN ACIER INOXYDABLE ; GAUCHE
	A2J0004828	CHASSIS ACHTER-SS[1.4162];LINKS GATTENPATROON[L1050];BUMPERSTRAVE[H640] CHASSIS REAR-SS[1.4162];LEFT HOLE PATTERN[L1050];BUMPERSTRAVE [H640] FAHRGESTELL HINTEN-SS[1.4162];LINKSLOCHMUSTER [L1050];STOSSFÄNGERSTREIFEN[H640] CHÂSSIS ARRIÈRE-SS[1.4162];GAUCHE MOTIF DE TROUS [L1050];BUMPERSTRAVE[H640]
	A2J0004829	CHASSIS ACHTER RVS;LINKS CHASSIS REAR STAINLESS STEEL;LEFT FAHRGESTELL HINTEN EDELSTAHL;LINKS CHÂSSIS ARRIÈRE EN ACIER INOXYDABLE ; GAUCHE
	A2J0004830	CHASSIS ACHTER RVS;LINKS CHASSIS REAR STAINLESS STEEL;LEFT FAHRGESTELL HINTEN EDELSTAHL;LINKS CHÂSSIS ARRIÈRE EN ACIER INOXYDABLE ; GAUCHE
	A2J0004831	CHASSIS ACHTER RVS;LINKS CHASSIS REAR STAINLESS STEEL;LEFT FAHRGESTELL HINTEN EDELSTAHL;LINKS CHÂSSIS ARRIÈRE EN ACIER INOXYDABLE ; GAUCHE
	A2J0004832	CHASSIS ACHTER RVS;LINKS FAHRGESTELL HINTEN EDELSTAHL;LINKS CHÂSSIS ARRIÈRE EN ACIER INOXYDABLE ; GAUCHE
	A2J0004833	CHASSIS ACHTER RVS;LINKS CHASSIS REAR STAINLESS STEEL;LEFT FAHRGESTELL HINTEN EDELSTAHL;LINKS CHÂSSIS ARRIÈRE EN ACIER INOXYDABLE ; GAUCHE

CHASSIS-ONDERDELEN






	Article	Description
	A2J0004834	CHASSIS ACHTER RVS;LINKS CHASSIS REAR STAINLESS STEEL;LEFT FAHRGESTELL HINTEN EDELSTAHL;LINKS CHÂSSIS ARRIÈRE EN ACIER INOXYDABLE ; GAUCHE
	A2J0004835	CHASSIS ACHTER RVS;LINKS CHASSIS REAR STAINLESS STEEL;LEFT FAHRGESTELL HINTEN EDELSTAHL;LINKS CHÂSSIS ARRIÈRE EN ACIER INOXYDABLE ; GAUCHE
	A2J0004836	CHASSIS ACHTER RVS;LINKS CHASSIS REAR STAINLESS STEEL;LEFT FAHRGESTELL HINTEN EDELSTAHL;LINKS CHÂSSIS ARRIÈRE EN ACIER INOXYDABLE ; GAUCHE
	A2J0004837	CHASSIS ACHTER RVS;RECHTS CHASSIS REAR STAINLESS STEEL;RIGHT FAHRGESTELL HINTEN EDELSTAHL;RECHTS CHÂSSIS ARRIÈRE EN ACIER INOXYDABLE ; DROIT
	A2J0004838	CHASSIS ACHTER RVS;RECHTS CHASSIS REAR STAINLESS STEEL;RIGHT FAHRGESTELL HINTEN EDELSTAHL;RECHTS CHÂSSIS ARRIÈRE EN ACIER INOXYDABLE ; DROIT
	A2J0004839	CHASSIS ACHTER RVS;RECHTS CHASSIS REAR STAINLESS STEEL;RIGHT FAHRGESTELL HINTEN EDELSTAHL;RECHTS CHÂSSIS ARRIÈRE EN ACIER INOXYDABLE ; DROIT
	A2J0004843	CHASSIS ACHTER RVS;RECHTS CHASSIS REAR STAINLESS STEEL;RIGHT FAHRGESTELL HINTEN EDELSTAHL;RECHTS CHÂSSIS ARRIÈRE EN ACIER INOXYDABLE ; DROIT

CHASSIS-ONDERDELEN

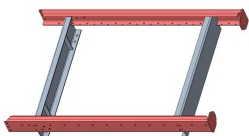

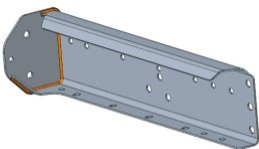
	Article	Description
	A2J0004844	CHASSIS ACHTER RVS;RECHTS CHASSIS REAR STAINLESS STEEL;RIGHT FAHRGESTELL HINTEN EDELSTAHL;RECHTS CHÂSSIS ARRIÈRE EN ACIER INOXYDABLE ; DROIT
	A2J0004845	CHASSIS ACHTER-RVS[1.4162];RECHTS GATEN PATROON[L1050];BUMPERSTRAVE[H640] CHASSIS REAR-SS[1.4162];RIGHT HOLE PATTERN[L1050];BUMPERSTRAVE [H640] FAHRGESTELL HINTEN-SS[1.4162];RECHTES LOCHMUSTER [L1050];STOSSFÄNGERSTREIFEN[H640] CHÂSSIS ARRIÈRE-SS[1.4162];MOTIF DE TROU DROIT [L1050];BUMPERSTRAVE[H640]
	A2J0004846	CHASSIS ACHTER RVS;RECHTS CHASSIS REAR STAINLESS STEEL;RIGHT FAHRGESTELL HINTEN EDELSTAHL;RECHTS CHÂSSIS ARRIÈRE EN ACIER INOXYDABLE ; DROIT
	A2J0004847	CHASSIS ACHTER RVS;RECHTS CHASSIS REAR STAINLESS STEEL;RIGHT FAHRGESTELL HINTEN EDELSTAHL;RECHTS CHÂSSIS ARRIÈRE EN ACIER INOXYDABLE ; DROIT
	A2J0004848	CHASSIS ACHTER RVS;RECHTS CHASSIS REAR STAINLESS STEEL;RIGHT FAHRGESTELL HINTEN EDELSTAHL;RECHTS CHÂSSIS ARRIÈRE EN ACIER INOXYDABLE ; DROIT
	A2J0004849	CHASSIS ACHTER RVS;RECHTS CHASSIS REAR STAINLESS STEEL;RIGHT FAHRGESTELL HINTEN EDELSTAHL;RECHTS CHÂSSIS ARRIÈRE EN ACIER INOXYDABLE ; DROIT
	A2J0004850	CHASSIS ACHTER RVS;RECHTS CHASSIS REAR STAINLESS STEEL;RIGHT FAHRGESTELL HINTEN EDELSTAHL;RECHTS CHÂSSIS ARRIÈRE EN ACIER INOXYDABLE ; DROIT

CHASSIS-ONDERDELEN

	Article	Description
	A2J0004851	CHASSIS ACHTER RVS;RECHTS CHASSIS REAR STAINLESS STEEL;RIGHT FAHRGESTELL HINTEN EDELSTAHL;RECHTS CHÂSSIS ARRIÈRE EN ACIER INOXYDABLE ; DROIT
	A2J0004852	CHASSIS ACHTER RVS;RECHTS CHASSIS REAR STAINLESS STEEL;RIGHT FAHRGESTELL HINTEN EDELSTAHL;RECHTS CHÂSSIS ARRIÈRE EN ACIER INOXYDABLE ; DROIT
	A2J0004853	CHASSIS ACHTER RVS;RECHTS CHASSIS REAR STAINLESS STEEL;RIGHT FAHRGESTELL HINTEN EDELSTAHL;RECHTS CHÂSSIS ARRIÈRE EN ACIER INOXYDABLE ; DROIT
	A2J0004872	ADR PLAATHOUDER ADR PLATE HOLDER ADR-SCHILDHALTER SUPPORT DE PLAQUE ADR
	A2J0004893	CHASSIS ACHTER RVS;LINKS CHASSIS REAR STAINLESS STEEL;LEFT FAHRGESTELL HINTEN EDELSTAHL;LINKS CHÂSSIS ARRIÈRE EN ACIER INOXYDABLE ; GAUCHE
	A2J0004894	CHASSIS ACHTER RVS;LINKS CHASSIS REAR STAINLESS STEEL;LEFT FAHRGESTELL HINTEN EDELSTAHL;LINKS CHÂSSIS ARRIÈRE EN ACIER INOXYDABLE ; GAUCHE
	A2J0004901	CHASSIS ACHTER RVS;RECHTS CHASSIS REAR STAINLESS STEEL;RIGHT FAHRGESTELL HINTEN EDELSTAHL;RECHTS CHÂSSIS ARRIÈRE EN ACIER INOXYDABLE ; DROIT

	Article	Description
	A2J0004902	CHASSIS ACHTER RVS;RECHTS CHASSIS REAR STAINLESS STEEL;RIGHT FAHRGESTELL HINTEN EDELSTAHL;RECHTS CHÂSSIS ARRIÈRE EN ACIER INOXYDABLE ; DROIT
	A2J0004923	STEUNBALK>ACHTERFRAME SUPPORT BEAM>REAR FRAME STÜTZTRÄGER>HINTERER RAHMEN POUTRE DE SUPPORT>CHÂSSIS ARRIÈRE
	A2J0004985	ONDERSTEUNING>RESERVEWIELDRAGER SUPPORT>SPARE WHEEL CARRIER UNTERSTÜTZUNG>RESERVERADTRÄGER SUPPORT>PORTE-ROUE DE SECOURS
	A2J0004993	CHASSISBALK ALU RECHTS CHASSIS BEAM ALU RIGHT CHASSIS TRÄGER ALU RECHTS CHÂSSIS POUTRE ALU DROITE
	A2J0004995	CHASSISBALK ALU LINKS CHASSISBEAM ALU LEFT FAHRGESTELLTRÄGER ALU LINKS CHÂSSISPOUTRE ALU GAUCHE
	A2J0005011	STRAVA>BOX STRAVE>BOX STRAVA>BOX STRAVA>BOITE
	A2J0005027	MONTAGEPLAAT>SPATLAP 2400mm MOUNTING PLATE>MUDFLAP 2400mm MONTAGEPLATTE>SCHMUTZFÄNGER 2400mm PLAQUE DE MONTAGE>BAVETTE 2400mm





CHASSIS-ONDERDELEN

	Article	Description
	A2J0005130	CHASSISBALK RVS LINKS CHASSIS BEAM SS LEFT FAHRGESTELLTRÄGER SS LINKS CHÂSSIS POUTRE SS GAUCHE
	A2J0005133	CHASSISBALK SS RECHTS CHASSIS BEAM SS RIGHT FAHRGESTELLSTRAHLER SS RECHTS CHÂSSIS POUTRE SS DROITE
	A2J0005145	ONDERSTEUNING>GENERATOR SUPPORT>GENERATOR UNTERSTÜTZUNG>GENERATORUNTERSTÜTZUNG>GENERATOR ASSISTANCE>GÉNÉRATEUR
	A2J0005194	CHASSIS ACHTER RVS;LINKS CHASSIS REAR STAINLESS STEEL;LEFT FAHRGESTELL HINTEN EDELSTAHL;LINKS CHÂSSIS ARRIÈRE EN ACIER INOXYDABLE ; GAUCHE
	A2J0005196	CHASSIS ACHTER RVS;RECHTS CHASSIS REAR STAINLESS STEEL;RIGHT FAHRGESTELL HINTEN EDELSTAHL;RECHTS CHÂSSIS ARRIÈRE EN ACIER INOXYDABLE ; DROIT
	A2J0005225	CHASSISBALK RVS LINKS CHASSIS BEAM SS LEFT FAHRGESTELLTRÄGER SS LINKS CHÂSSIS POUTRE SS GAUCHE
	A2J0005226	CHASSISBALK SS RECHTS CHASSIS BEAM SS RIGHT FAHRGESTELLSTRAHLER SS RECHTS CHÂSSIS POUTRE SS DROITE





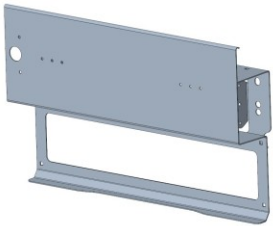
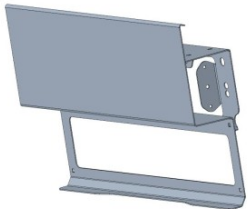
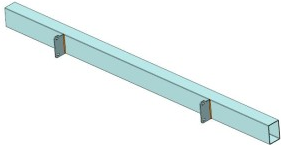
CHASSIS-ONDERDELEN

	Article	Description
	A2J0005239	CHASSIS ACHTER RVS;LINKS CHASSIS REAR STAINLESS STEEL;LEFT FAHRGESTELL HINTEN EDELSTAHL;LINKS CHÂSSIS ARRIÈRE EN ACIER INOXYDABLE ; GAUCHE
	A2J0005242	CHASSIS ACHTER RVS;RECHTS CHASSIS REAR STAINLESS STEEL;RIGHT FAHRGESTELL HINTEN EDELSTAHL;RECHTS CHÂSSIS ARRIÈRE EN ACIER INOXYDABLE ; DROIT
	A2J0005294	ADR-PLAATHOUDER;OFFSET[75] ADR-PLATE HOLDER;OFFSET[75] ADR-PLATTENHALTER;OFFSET[75] PORTE-PLAQUE ADR;OFFSET [75]
	A2J0005520	FERRY HAAK-STAAAL; ACHTER CHASSIS BEVESTIGING FERRY HOOK-STEEL;REAR CHASSIS MOUNTING FÄHRENHAKEN AUS STAHL; MONTAGE DES HINTEREN FAHRGESTELLS CROCHET DE FERRY EN ACIER ; MONTAGE DU CHÂSSIS ARRIÈRE
	A2J0005731	PROFIEL>STEUNPOOT BEAM>LANDING SUPPORT STRAHL>LANDUNGSUNTERSTÜTZUNG POUTRE>SUPPORT D'ATTERRISSAGE
	A2J0005768	AFDEKPLAAT/EINDPLAAT COVER PLATE/ENDPLATE ABDECKPLATTE/ENDPLATTE PLAQUE DE COUVERCLE/PLAQUE D'EXTRÉMITÉ
	A2J0005804	RESERVEWIELDRAGER-SS;LIER GEBOUT;FM1300/1400;ALU CHASSISBALK SPARE WHEEL CARRIER-SS;WINCHBOLTED;FM1300/1400;ALU CHASSIS BEAMS ERSATZRADTRÄGER-SS;WINDEVERBOLZEN;FM1300/1400;ALU-FAHRGESTELLBALKEN PORTE-ROUE DE SECOURS-SS; TREUILBOULONNÉ;FM1300/1400;POUTRES DE CHÂSSIS EN ALU

	Article	Description
	A2L0003910	MOLENPLAAT STAAL KTL/POEDERCOATED ZWART COUPLING PLATE-STEEL (KTL - POWDER COATED) KUPPLUNGSPLATTE STAHL (KTL - PULVERBESCHICHTET) PLAQUE D'ACCOUPLLEMENT ACIER (KTL - ENDUIT DE POUDRE)
	A2L0004240	PNEUMATISCHE KLEPBESCHERMINGS DOOS PNEUMATIC VALVE PROTECTION BOX PNEUMATISCHER VENTILSCHUTZKASTEN BOÎTIER DE PROTECTION VANNE PNEUMATIQUE
	A2L0004489	MONTAGEPLAAT WATERTANK MOUNTING PLATE WATER TANK MONTAGEPLATTE WASSERTANK PLAQUE DE MONTAGE RÉSERVOIR D'EAU
	A2L0004710	KNEVELSLEUTEL WRENCH>WING NUT SCHRAUBENSCHLÜSSEL>FLÜGELMUTTER CLÉ>ÉCROU À OREILLES
	A2L0004877	BEVESTIGING>RESERVEWIELDRAGER/LANDINGSVOETEN MOUNT>SPARE WHEEL CARRIER/LANDING FEET MONTAGE>RESERVERADTRÄGER/LANDEFÜSSE SUPPORT>PORTE-ROUE DE SECOURS/PIEDS ATTERRIEURS
	A2L0005262	STEUN>ACHTERKAST SUPPORT>REAR CABINET UNTERSTÜTZUNG>HINTERER SCHRANK SUPPORT>ARMOIRE ARRIÈRE
	A2L0007354	BUMPERBEVESTIGING[ALU SUISSE]>CHASSIS ACHTER[ALU];HOGE MONTAGE BUMPER MOUNT[ALU SUISSE]>CHASSIS REAR[ALU];HIGH MOUNTING STOßSTANGENHALTERUNG[ALU SUISSE]>FAHRGESTELL HINTEN[ALU];HOHE MONTAGE SUPPORT DE PARE-CHOCS[ALU SUISSE]>CHÂSSIS ARRIÈRE[ALU];MONTAGE HAUT

	Article	Description
	A2L0007499	STEUN VOOR KIST SUPPORT>BOX SUPPORT-BOX BOÎTE DE SOUTIEN
	A2L0012793	LADDER-SS[1.4301];ZIJMONTAGE ZONDER ZIJBESCHERMING LADDER-SS[1.4301];SIDE MOUNTWITHOUT SIDE GUARD LEITER-SS[1.4301];SEITENMONTAGEOHNE SEITENSCHUTZ ÉCHELLE-SS[1.4301];MONTAGE LATÉRALANS PROTECTION LATÉRALE
	A2M0000058	HOUDER VOOR ZIJMARKERING SIDE MARKING HOLDER SEITENMARKIERUNGSHALTER PORTE-MARQUAGE LATÉRAL
	A2M0000065	MARKERINGSSTEUN ZIJ AANKOPPELING MARKING SUPPORT THEY CLUTCH MARKIERUNG UNTERSTÜTZT SIE KUPPLUNG MARQUAGE SUPPORT ILS EMBRAYAGE
	A2M0000106	MONTAGEPLAAT OPVOUWBAAR A-TEKEN MOUNTING PLATE FOLDABLE A-SIGN MONTAGEPLATTE KLAPPBARES A-SIGN PLAQUE DE MONTAGE PLIABLE A-SIGN
	A2M0000107	HOUDER ADR GEVAREN SLEDE HOLDER ADR HAZARD SLED HALTER ADR HAZARD SLED TITULAIRE ADR RISQUE TRAÎNEAU
	A2M0000141	MONTAGEBEUGEL VOOR ZIJMARKERINGSGLAMPEN MONTAGE OP FIETSENVANGER (HOGE UITVOERING) MOUNTING BRACKET FOR SIDE MARKER LAMPS MOUNTING ON BICYCLE TRAILER (HIGH VERSION) MONTAGEHALTERUNG FÜR SEITENMARKIERUNGSLAMPEN MONTAGE AUF FAHRRADANHÄNGER (HOHE VERSION) SUPPORT DE MONTAGE POUR LAMPES LATÉRALES DE MONTAGE SUR BICYCLE TRAILER (VERSION HAUTE)



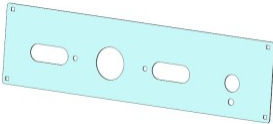
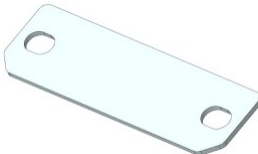



	Article	Description
	A2M0000159	<p>MONTAGE ADR-NUMMERPLAATHOUDER</p> <p>MOUNTING ADR NUMBER PLATEHOLDER</p> <p>MONTAGE DES ADR-KENNZEICHENHALTERS</p> <p>MONTAGE DU PORTE-PLAQUE NUMÉRO ADR</p>
	A2M0000173	<p>MONTAGEBEUGEL TBV CONTOURVERLICHTING, ALU</p> <p>MOUNTING BRACKET TBV CONTOUR LIGHTING, ALU</p> <p>MONTAGEHALTER TBV CONTOUR LIGHTING, ALU</p> <p>SUPPORT DE MONTAGE TBV ECLAIRAGE CONTOUR ALU</p>
	A2M0000185	<p>BUMPERVERLICHTINGPLAAT L2400</p> <p>BUMPER-LIGHTING PLATE L2400</p> <p>STOßSTANGEN-BELEUCHTUNGSPLATTE L2400</p> <p>PLAQUE D'ÉCLAIRAGE DE PARE-CHOCS L2400</p>
	A2M0000188	<p>BUMPERVERLICHTINGPLAAT L2400</p> <p>BUMPER-LIGHTING PLATE L2400</p> <p>STOßSTANGEN-BELEUCHTUNGSPLATTE L2400</p> <p>PLAQUE D'ÉCLAIRAGE DE PARE-CHOCS L2400</p>
	A2M0000233	<p>BUMPER VERLICHTINGPLAAT L2400</p> <p>BUMPER-LIGHTING PLATE L2400</p> <p>STOßSTANGEN-BELEUCHTUNGSPLATTE L2400</p> <p>PLAQUE D'ÉCLAIRAGE DE PARE-CHOCS L2400</p>
	A2M0000267	<p>LICHTE KOOI[HOBUR;L2500] ENKEL GATPATROON; FM1060</p> <p>LIGHT CAGE[HOBUR;L2500]SINGLE HOLE PATTERN;FM1060</p> <p>LICHTKÄFIG[HOBUR;L2500]EINZELNES LOCHMUSTER; FM1060</p> <p>CAGE DE LUMIÈRE[HOBUR;L2500]MOTIF À TROU UNIQUE;FM1060</p>
	A2M0000286	<p>BUMPER+VERLICHTINGSPLAAT RVS</p> <p>BUMPER+LIGHTING PLATE STAINLESS STEEL</p> <p>STOßSTANGE+BELEUCHTUNGSPLATTE EDELSTAHL</p> <p>PARE-CHOCS+PLAQUE D'ÉCLAIRAGE EN ACIER INOXYDABLE</p>







	Article	Description
	A2M0000290	BUMPER RVS 2500mm BUMPER STAINLESS STEEL 2500mm STOßSTANGE EDELSTAHL 2500mm PARE-CHOCS INOX 2500mm
	A2M0000301	BUMPER L2400 VERLICHTING[ASPÖCK;UNIVERSEEL] BUMPER L2400LIGHTS[ASPÖCK;UNIVERSAL] STOßSTANGE L2400LICHTER[ASPÖCK;UNIVERSAL] PARE-CHOC L2400LUMIÈRES[ASPÖCK;UNIVERSELLES]
	A2M0000306	BUMPER ROESTVRIJ STAAL L2400 BUMPER STAINLESS STEEL L2400 STOßSTANGE EDELSTAHL L2400 PARE-CHOCS INOX L2400
	A2M0000327	BUMPER 150x100x2500x4 BUMPER 150x100x2500x4 Stoßstange 150x100x2500x4 PARE-CHOCS 150x100x2500x4
	A2M0000344	LICHTPLAAT MAT LIGHTPLATE DULL LEUCHTPLATTE STUMPF PLAQUE DE LUMIÈRE TERNE
	A2M0000348	LICHTPLAAT MAT LIGHTPLATE DULL LEUCHTPLATTE STUMPF PLAQUE DE LUMIÈRE TERNE
	A2M0000353	BUMPER;ENKEL GATENPATROON L2500 BUMPER;SINGLE HOLE PATTERN L2500 STOßSTANGE; EINLOCHMUSTER L2500 PARE-CHOCS;MODÈLE À UN TROU L2500

	Article	Description
	A2M0000360	BUMPER-RVS[HGL];L2400 BUMPER-SS[HGL];L2400 STOßSTANGE-SS[HGL];L2400 PARE-CHOCS-SS[HGL];L2400
	A2P0000471	MONTAGESTEUN KOGELKRAAN ACTUATOR MOUNTING SUPPORT BALL VALVE ACTUATOR MONTAGEHALTER KUGELVENTIL AKTUATOR ACTIONNEUR DE SOUPEPE À BILLE SUPPORT DE MONTAGE
	A2P0000474	MONTAGEPLAAT >LOSSING MOUNTING PLATE >DISCHARGE MONTAGEPLATTE >ENTLADUNG PLAQUE DE MONTAGE >DECHARGE
	A2P0003093	ISOLATIEPLAAT>AFVOERLEIDINGEN[x3;DIA155];GROTE VERSIE;180 AFSTAND INSULATION PLATE>DISCHARGE PIPES[x3;DIA155];BIG VERSION;180 DISTANCE ISOLIERPLATTE>ABLAUFROHRE[x3;DIA155];GROSSE VERSION;180 ABSTAND PLAQUE ISOLANTE>TUYAUX DE DÉCHARGE[x3;DIA155];GRAND VERSION;180 DISTANCE
	A2P0003985	STEUN> LOSLEIDING MOUNT>DISCHARGE MONTIEREN>ENTLADEN MONTAGE>DÉCHARGE
	A2P0005654	MONTAGEPLAAT>BRANDSTOFTANK>WEBASTO MOUNTING PLATE>FUEL TANK>WEBASTO MONTAGEPLATTE>KRAFTSTOFFTANK>WEBASTO PLAQUE DE MONTAGE>RESERVOIR A CARBURANT>WEBASTO
	A2R0000004	STEUN LUCHTKETEL BRACKET AIR TANK HALTERUNG LUFTBEHÄLTER SUPPORT RÉSERVOIR D'AIR

	Article	Description
	A2R0000020	MONTAGEPLAAT VOORZIJDE LUCHT + LICHT AANSLUITINGEN FITTING PLATE FRONT AIR + LIGHT CONNECTIONS MONTAGEPLATTE VORNE AIR + LIGHT ANSCHLÜSSE PLAQUE DE MONTAGE CONNEXIONS AIR AVANT + LUMIERE
	A2R0000236	CONTROLE PANEEL ALUMINIUM ACHTERZIJDE CONTROL PANEL REAR ALUMINUM BEDIENFELD HINTE ALUMINIUM PANNEAU DE COMMANDE DERRIÈRE EN ALUMINIUM
	A300000455	AARDINGSHASPEL RVS - 15 METER EARTHING REEL STAINLESS STEEL - 15 METER ERDUNGSSPULE EDELSTAHL - 15 METER ENROULEUR DE MISE À LA TERRE INOX - 15 MÈTRES
	A300008301	BLOKKAGERING / BUS ACHTERSCHARNIER D88,9 X D57,5 X 30 BLOCKING RING/BUS REAR HINGE D88.9 X D57.5 X 30 ABSCHLUSSRING/BUS HECKSCHARNIER D88.9 X D57.5 X 30 ANNEAU DE BLOCAGE/CHARNIÈRE DE BUS D88 X D57,5 X 30
	A3J0003068	FERRYHAAKBEVESTIGING OVER STEUNPOOT (IMO4 CERTIFIED) FERRY HOOK ATTACHMENT OVER BRACKET LEG FERRY HOOK BEFESTIGUNG ÜBER HALTERUNG ATTACHE CROCHET SUR BRIDE
	A3J0003821	FIETSVANGER MONTAGESTEUN HORIZONTAAL (ALUMINIUM) BICYCLE MOUNTING MOUNTING SUPPORT HORIZONTAL (ALUMINUM) FAHRRAD-MONTAGE-MONTAGE-UNTERSTÜTZUNG (ALUMINIUM) BICYCLE MOUNTING MOUNTING SUPPORT (ALUMINUM)
	A3J0003846	FRONT PLATE>SIDE GUARD FRONT PLATE>SIDE GUARD FRONTPLATTE>SEITENSCHUTZ PLAQUE AVANT>GARDE LATÉRALE


	Article	Description
	A3J0003848	PLAATSPLAAT PLACINGPLATE PLATZIERPLATTE PLAQUE DE PLACEMENT
	A3J0003920	MONTAGETEUN>AARDINGSHASPEL MOUNT>GROUNDING REEL MONTAGE>ERDUNGSROLLE MONTAGE>ENROULEUR DE MISE À LA TERRE
	A3J0004230	SIDEGUARD FRONT (LU H 100 X W100 X L 500) SIDEGUARD FRONT (LU H 100 X W100 X L 500) SEITENSCHIRM FRONT (LU H 100 X W100 X L 500) GARDE-BOUE AVANT (LU H 100 X W100 X L 500)
	A3J0004578	PLAAT HANGSLOT PLATE PADLOCK PLATTEN-VORHÄNGESCHLOSS PLAQUE CADENAS
	A3J0004579	AFSLUITING KIST HANGSLOT LOCKING CHEST PADLOCK Abschließbares Brust-Vorhängeschloss CADENAS DE COFFRE VERROUILLABLE
	A3J0007446	UNIVERSELE OPHANGBEUGEL BRANDBLUSSER UNIVERSAL HANGING BRACKET FIRE EXTINGUISHER UNIVERSAL-HÄNGEHALTER-FEUERLÖSCHER EXTINCTEUR DE SUSPENSION UNIVERSEL
	A3M0000141	ADAPTERPLAAT UNI>LICHTKAST ADAPTER PLATE UNI > LIGHTING CABINET ADAPTERPLATTE UNI > VITRINENBELEUCHTUNG PLAQUE ADAPTATEUR UNI> ARMOIRE D'ÉCLAIRAGE


	Article	Description
	A3M0000189	BEVESTIGINGSPLAAT>ADR-WEBER MOUNTING PLATE>ADR-WEBER MONTAGEPLATTE>ADR-WEBER PLAQUE DE MONTAGE>ADR-WEBER
	A3M0000250	MONTAGEPLAAT DRIEHOEK MOUNTING PLATE TRIANGLE MONTAGEPLATTE DREIECK PLAQUE DE MONTAGE TRIANGLE
	A3M0000275	ADAPTERPLAAT LICHTKAST TBV ACHTERLICHT MONTAGE L+R ADAPTER PLATE LIGHTING CABINET FOR REAR LIGHT INSTALLATION L+R ADAPTERPLATTE VITRINENBELEUCHTUNG FÜR RÜCKLICHTMONTAGE L+R PLAQUE ADAPTRICE ARMOIRE D'ÉCLAIRAGE POUR INSTALLATION DE LUMIÈRE ARRIÈRE D+G
	A3P0000039	NEDERLANDS BESCHERMINGSPLAAT 4" AIRLINE PROTECTION PLATE 4" FLUGZEUGSCHUTZPLATTE 4" PLAQUE DE PROTECTION AIRLINE 4"
	A3R0000001	BESCHERMPLAAT EBS-E MODULATOR PROTECTION PLATE EBS-E MODULATOR SCHUTZPLATTE EBS-E MODULATOR PLAQUE DE PROTECTION MODULATEUR EBS-E
	A3R0000161	MONTAGESTEUN>WABCO EBS RELAISKLEP,3/2 KLEP SUPPORT>WABCO RELAISVALVE,3/2 VALVE UNTERSTÜTZUNG>WABCO EBS RELAISVALVE,3/2 VENTIL SUPPORT>WABCO EBS RELAISVALVE,VALVE 3/2
	A3S0000042	MONTAGEBEUGEL MOUNTING BRACKET MONTAGEHALTERUNG SUPPORT DE MONTAGE

	Article	Description
	A3S0000096	OFFSET PLAAT DRIEHOEK OFFSET PLATE TRIANGLE VERSETZTES PLATTENDREIECK TRIANGLE DE PLAQUE DÉCALÉE
	A3S0000098	MONTAGESTEUN TIRE PILOT SYSTEM MOUNTING BRACKET TIRE PILOT SYSTEM MONTAGEHALTERUNG REIFENPILOTSYSTEM SUPPORT DE MONTAGE SYSTÈME PILOTE DE PNEU
	A7I0000273	RUBBER;T3>BOX[L1000xB500] RUBBER;T3>BOX[L1000xW500] GUMMI;T3>BOX[L1000xB500] CAOUTCHOUC;T3>BOITE[L1000xL500]
	A7J0000164	OPHANGING UITSCHUIFLADDER NIVOO SUSPENSION EXTENSION LADDER NIVOO AUFHÄNGUNGSVERLÄNGERUNGSLEITER NIVOO SUSPENSION EXTENSION ÉCHELLE NIVOO
	A7J0000751	KLEMSTRIP-2XD6.5>SPATLAP CLAMP STRIP-2XD6.5>SPATFLAP KLEMMLEISTE-2XD6,5>SPATELKLAPPE BANDE DE SERRAGE-2XD6.5>PATTE DE SERRAGE
	A7J0000752	KLEMSTRIP-3XD6.5>SPATLAP CLAMP STRIP-3XD6.5>SPATFLAP KLEMMLEISTE-3XD6,5>KLAPPE BANDE DE SERRAGE-3XD6.5>SPATFLAP
	A7J0001273	SPATBORDSTEUN ALUMINIUM: DIAMETER 42XL505 MUDGUARD BRACKET ALUMINIUM: DIAMETER 42XL505 KOTFLÜGEL HALTERUNG ALUMINIUM: DURCHMESSER 42XL505 SUPPORT DE GARDE-BOUE EN ALUMINIUM: DIAMETRE 42XL505

	Article	Description
	A7J0001452	SPATBORD VLEUGEL RVS L=580 MUDGUARD WING STAINLESS STEEL L=580 KOTFLÜGELFLÜGEL EDELSTAHL L=580 AILE DE GARDE-BOUE INOX L=580
	A7J0001466	SPATLAPBEVESTIGING ASPOCK BUMPER MUD / RAIN FLAP SUPPORT BRACKET FOR ASPOCK BUMPER SCHLAMM- / REGENKLAPPENHALTER FÜR ASPOCK-STOSSFÄNGER SUPPORT DE BOUE / PLUIE-PLUIE POUR PARE-CHOC ASPOCK
	A7J0002051	MONTAGEPLAAT>WIELBLOKHOUDER MOUNTING PLATE>WHEELBLOCK HOLDER MONTAGEPLATTE>RADBLOCKHALTER PLAQUE DE MONTAGE>SUPPORT DE BLOC-ROUE
	A7M0000125	MONTAGEPLAAT>EN PLAAT+A-PLAAT MOUNTING PLATE>AND PLATE+A-PLATE MONTAGEPLATTE>UND PLATTE+A-PLATTE PLAQUE DE MONTAGE>ET PLAQUE+A-PLAQUE
	A7P0000026	SLANG PVC;DIA42xT5xL500 HOSE PVC;DIA42xT5xL500 SCHLAUCH PVC;DURCHMESSER42xT5xL500 TUYAU PVC;DIA42xT5xL500
	A7R0000074	HOOGTEREGELINGS BEVESTIGING SPANSCHAAL ROND D168 HEIGHT ADJUSTMENT FIXING TENSION SHELL ROUND D168 HÖHENVERSTELBEFESTIGUNG SPANNSCHALE RUND D168 FIXATION REGLAGE HAUTEUR COQUE DE TENSION RONDE D168
	A9J0000745	VERLENGSTUK HANDGREEP VOOR STEUNPOTEN : LENGTE 170mm (KTL / ZWART) EXTENSION HANDLE FOR LANDING LEGS : LENGHT 170 (KTL / BLACK) Verlängerungsgriff für Landebeine: LÄNGE 170 (KTL / SCHWARZ) POIGNEE D'EXTENSION POUR PATTES D'ATTERISSAGE: LONGUEUR 170 (KTL / NOIR)

CHASSIS-ONDERDELEN

	Article	Description
	M2S0027C	BEVESTIGINGSTEUN ZIJVERLICHTING TEGEN KAST RECHTS BRACKET FOR SIDE-LIGHTS FOR TOOLBOX RIGHT HALTERUNG FÜR SEITENLEUCHTEN FÜR WERKZEUGKASTEN RECHTS SUPPORT POUR FEUX LATÉRAUX POUR BOÎTE À OUTILS DROIT
	M2S0027C01	BEVESTIGING ZIJVERLICHTING TEGEN KAST LINKS BRACKET FOR SIDE-LIGHTS FOR TOOLBOX LEFT HALTERUNG FÜR SEITENLEUCHTEN FÜR WERKZEUGKASTEN LINKS SUPPORT POUR FEUX LATÉRAUX POUR BOÎTE À OUTILS GAUCHE

	Article	Description
	26BOC006	BOCHT 2" (INWENDIGE DRAAD) GILLAIN 2222 BEND 2" (INTERNALLY THREAD) GILLAIN 2222 BIEGE 2" (INNENGEWINDE) GILLAIN 2222 COUDE 2" (À FIL INTERNE) GILLAIN 2222
	26BOC007	BOCHT 2" (INWENDIG/UITWENDIG DRAAD) GILLAIN 2223 ; W1.4404 ELBOW 2" (INWARD/OUTWARD THREAD) GILLAIN 2223; W1.4404 BOGEN 2" (INNEN-/AUßENGEWINDE) GILLAIN 2223; W1.4404 COUDE 2" (FIL INTERIEUR / EXTERIEUR) GILLAIN 2223; W1.4404
	26BOC012	BOCHT NW50 53X1.5 R70, GESLEPEN, KEGEL-DRAADSTUK ELBOW NW50 53X1.5 R70, GROUND, CONE THREAD BOGEN NW50 53X1.5 R70, GESCHLIFFEN, KONUS-GEWINDESTUCK COUDE NW50 53X1.5 R70, TERRE, FIL CONIQUE
	26BOC026	BOCHT, DIN11852 BS BD, NW50, 90°, 1.4307 CURVE, DIN11852 BS BD, NW50, 90°, 1.4307 VERBIEGEN, DIN11852 BS BD, NW50, 90°, 1.4307 PLIER, DIN11852 BS BD, NW50, 90°, 1.4307
	26BOC031	BOCHT, DIN11852 BS BC, NW100, 90°, 1.4404 BEND, DIN11852 BS BC, NW100, 90°, 1.4404 BIEGE, DIN 11852 BS BC, NW100, 90°, 1.4404 BEND, DIN11852 BS BC, NW100, 90°, 1.4404
	26BOC064	BOCHT, DIN11852 - 85X2 R90, GESLEPEN ELBOW, DIN11852 - 85X2 R90, GROUND BOGEN, DIN11852 - 85X2 R90, GESCHLIFFEN COUDE, DIN11852 - 85X2 R90, TERRE
	2898L0035A	TIR MONTAGE OOG / STEUN TIR MOUNTING EYE/BRACKET TIR MONTAGEÖSE/AUFHÄNGUNG ORIFICE DE MONTAGE TIR / SUPPORT

	Article	Description
	28A2L0000301	BEVESTIGINGSPLAAT ZADEL RVS ATTACHMENT PLATE STAINLESS STEEL SADDLE BEFESTIGUNGSPLATTE EDELSTAHL SATTEL PLAQUE DE FIXATION SELLE EN ACIER INOXYDABLE
	28A2N0000048	AFWERKINGSPLAAT>VERWARMING FINISHING PLATE>HEATING FINISHPLATTE>HEIZUNG PLAQUE DE FINITION>CHAUFFAGE
	28A7R0000073	HOOGTE REGELAAR MONTAGEKLEP ROND DIAMETER 146MM HIGH CONTROLLER MOUNTING CLAMP AROUND DIAMTER 146MM HOHE KONTROLLEINSTELLKLEMME UM DURCHMESSER 146MM PINCE DE MONTAGE HAUT CONTROLEUR AUTOUR DE DIAMETRE 146MM
	28M2L0845A	ROOSTER AFVOER MORSBAK (RVS 52 X 52 X 2) DRAIN GATE FOR CATCH-ALL (SS 52 X 52 X 2) DRAIN-GATE FÜR CATCH-ALL (SS 52 X 52 X 2) VANNE DE DRAINAGE POUR ALL-CATCH (SS 52 X 52 X 2)
	28M2LS015A	VASTZETTING RVS DEKSEL DRAAISLUITING STAINLESS STEEL CAP HOLD-OPEN SCREW CLOSURE EDELSTAHL KAPPE FESTSTELLVORRICHTUNG SCHRAUBVERSCHLUSS FIXATION DE COUVERCLE HOLD-OPEN EN ACIER INOXYDABLE
	28M5BS022A	DAKHAAK KLEM BOVENBOUW STAINLESS STEEL ROOF HOOK CLAMP UPPER STAINLESS STEEL DACHHAKENKLAMMER OBERE EDELSTAHL PINCE DE SERRAGE DE TOIT SUPERIEUR ACIER INOXYDABLE
	35FLE024	LASFLENS 4K. ALU 80/100, GAT 4X14 STC 4K 106 WELDING FLANGE 4K. ALU 80/100, GAT 4X14 STC 4K 106 SCHWEIßENDE FLÄCHE 4K. ALU 80/100, GAT 4X14 STC 4K 106 BRIDE DE SOUDAGE 4K. ALU 80/100, GAT 4X14 STC 4K 106

	Article	Description
	36BOC008	LASBOCHT 3" - 89 X 3 - 90° - ALUMINIUM WELDED ELBOW 3"- 89 X 3 - 90° - ALUMINIUM GESCHWEIßTER BOGEN 3"- 89 X 3 - 90° - ALUMINIUM COUDE SOUDÉ 3 " - 89 X 3 - 90 ° - ALUMINIUM
	36BOC009	LASBOCHT 2" - 60 X 3 - 90° - ALUMINIUM WELDED ELBOW 2"- 60 X 3 - 90° - ALUMINIUM GESCHWEIßTER BOGEN 2"- 60 X 3 - 90° - ALUMINIUM COUDE SOUDÉ 2 " - 60 X 3 - 90 ° - ALUMINIUM
	36BOC012	BOCHT 2" (IW/UW D) - 90° - ALUMINIUM BEND 2" (INTERNAL / EXTERNAL THREAD) - 90° - ALUMINIUM BIEGE 2" (INNEN- / AUSSENGEWINDE) - 90° - ALUMINIUM COUDE 2" (FIL INTERNE / EXTERNE) - 90° - ALUMINIUM
	36BOC015	LASBOCHT 3" - 89 X 3 - 90° - ALUMINIUM - RC=76 MM WELDING CURVE 3 " - 89 X 3 - 90 ° - ALUMINIUM - RC = 76 MM SCHWEISSKURVE 3 " - 89 X 3 - 90 ° - ALUMINIUM - RC = 76 mm COURBE DE SOUDAGE 3 " - 89 X 3 - 90 ° - ALUMINIUM - RC = 76 MM
	38M1P0050A	BLINDFLENS 4" LEIDINGWERK BLIND FLANGE 4" PIPING BLIND FLANSCH 4" ROHRLEITUNG BRIDE AVEUGLE 4 "TUYAUTERIE
	38M3L0028A	BEVESTIGING LOOPWEG ALUMINIUM CATWALK ATTACHMENT ALUMINIUM LAUFSTEG BEFESTIGUNG ALUMINIUM ATTACHE DE PASSERELLE EN ALUMINIUM
	38M3P0021A	MANCHON 1/2" - KOLLEKTOR KIPBULK COUPLING SLEEVE 1/2"- TANKER COLLECTOR KUPPLUNGENMUFFE 1/2"- TANKER KOLLEKTOR MANCHON RACCORD 1/2 " - COLLECTEUR DE CITERNES

	Article	Description
	38M6D0009B	MOF ROND ALUMINIUM D90 X 20 X 2" ROUND SLEEVE ALUMINIUM D90 X 20 X 2" RUNDMUFFE ALUMINIUM D90 X 20 X 2" MANCHON ROND ALUMINIUM D90 X 20 X 2 "
	46NIP001	NIPPEL 2" GONDROM 07.0150 MESSING NIPPLE 2" GONDROM 07.0150 BRASS NOPPE 2" GONDROM 07.0150 MESSING RACCORD FILETE 2 "GONDROM 07.0150 LAITON
	46NIP006	VERLOOPNIPPEL 2" - 2" INWENDIG / UITWENDIG MESSING ADAPTER NIPPLE 2"- 2" INWARD/OUTWARD BRASS ADAPTER NOPPE 2"- 2" EINWÄRTS/AUßWÄRTS MESSING ADAPTATEUR RACCORD FILETE 2 "- 2" LAITON INTERIEUR / EXTERIEUR
	46NIP010	VERLOOPNIPPEL 3" - 3" UITWENDIG / INWENDIG MESSING ADAPTER NIPPLE 3"- 3" OUTWARD/INWARD BRASS ADAPTER NOPPE 3"- 3" AUßWÄRTS/EINWÄRTS MESSING ADAPTATEUR RACCORD FILETE 3 "- 3" LAITON INTERIEUR / EXTERIEUR
	56DOP004	AFDICHTDOP RECHT - BUIS 100X100, D=3Å5MM (POLYTHYLEEN) SEAL CAP RIGHT - TUBE 100X100, D = 3Å5MM (POLYETHYLENE) VERSCHLUSSKAPPE RECHTS - SCHLAUCH 100X100, D = 3Å5MM (POLYETHYLENE) BOUCHON D'ETANCHEITE DROIT - TUBE 100X100, D = 3-5MM (POLYETHYLENE)
	56DOP006	AFDICHTDOP ROND - BUIS UITWENDIG 42MM (KUNSTSTOF) SEAL CAP ROUND - TUBE EXTERNAL 42MM (PLASTIC) VERSCHLUSSKAPPE RUND - SCHLAUCH EXTERN 42MM (KUNSTSTOFF) BOUCHON D'ETANCHEITE ROND - TUBE EXTERNE 42MM (PLASTIQUE)
	56DOP017	AFDICHTDOP ROND ZWART VOOR BUIS DIAMETER 40 (KUNSTSTOF) SEALING CAP ROUND BLACK FOR TUBE DIAMETER 40 (PLASTIC) VERSCHLUSSKAPPE RUND SCHWARZ FÜR SCHLAUCH DURCHMESSER 40 (KUNSTSTOFF) BOUCHON D'ETANCHEITE ROND NOIR POUR DIAMÈTRE DE TUBE 40 (PLASTIQUE)

	Article	Description
	56DOP019	INSTEEDKOP ROND ZWART VOOR BUIS 42.4X3.25 INSERT CAP ROUND BLACK FOR TUBE 42.4X3.25 EINSATZKAPPE RUND SCHWARZ FÜR SCHLAUCH 42.4X3.25 INSERT COUVERCLE ROND NOIR POUR TUBE 42.4X3.25
	56DOP029	INSTEEDKOP ROND ZWART VOOR BUIS 40X1.5/2.5 INSERT CAP ROUND BLACK FOR TUBE 40X1.5/2.5 EINSATZKAPPE RUND SCHWARZ FÜR SCHLAUCH 40X1.5/2.5 INSERT COUVERCLE ROND NOIR POUR TUBE 40X1.5 / 2.5
	56DOP036	INSTEEDKOP ROND ZWART VOOR BUIS 28X1.5 INSERT CAP ROUND BLACK FOR TUBE 28X1.5 EINSATZKAPPE RUND SCHWARZ FÜR SCHLAUCH 28X1.5 INSERT COUVERCLE ROND NOIR POUR TUBE 28X1.5
	59RXX005	RONDE RUBBER (DEURSTOP) DIAMETER =30 HOOGTE=18 DIAMETER AS=6 ROUND RUBBER (DOOR STOP) DIAMETER = 30 HEIGHT = 18 AXIS DIAMETER = 6 RUNDER GUMMI (TÜRSTOPPER) DURCHMESSER = 30 HÖHE = 18 ACHSEN-DURCHMESSER = 6 CAOUTCHOUC ROND (ARRÊT DE PORTE) DIAMÈTRE = 30 HAUTEUR = 18 AXE DIAMÈTRE = 6
	59RXX007	SILENTBLOK MET BOUT (DIAMETER=75 / LENGTE =55,M12X37 SILENT BLOCK WITH BOLT (DIAMETER = 75/LENGTH = 55, M12X37 DÄMPFBLOCK MIT BOLZEN (DURCHMESSER = 75/LÄNGE = 55, M12X37 BLOC SILENCIEUX AVEC BOULON (DIAMETRE = 75 / LONGUEUR = 55, M12X37
	59RXX011	TRILLINGSDEMPER, PUFFER VIBRATION SILINER, PUFFER VIBRATIONSDÄMPFER, PUFFER ANTIVIBRATOIRE, PUFFER
	59RXX020	TRILLINGSDEMPER DIA50, H=40 , M10 (INW / UIW) VIBRATION SILINER DIAMETER 50, H = 40, M10 (INWARD/OUTWARD) VIBRATIONSDÄMPFER DURCHMESSER 50, H = 40, M10 (EINWÄRTS/AUßWÄRTS) ANTIVIBRATOIRE DIAMÈTRE 50, H = 40, M10 (INWARD / OUTWARD)

	Article	Description
	59RXX023	TRILLINGSDEMPER DIAMETER 20, HOOGTE=25 , M6 (INWENDIG / UITWENDIG) VIBRATION DAMPER DIAMETER 20, HEIGHT = 25 - M6 (INSIDE / OUTSIDE) VIBRATIONSDÄMPFER DURCHMESSER 20, HÖHE = 25 - M6 (INNEN / AUSSEN) DIAMETRE DE VIBRATION DIAMETRE 20, HAUTEUR = 25 - M6 (INTERIEUR / EXTERIEUR)
	65CIL032	DUBBELWERKENDE MINICILINDER ISO 6432 (STROKE 50MM) DOUBLE-WORKING MINICILINDER ISO 6432 (STROKE 50MM) DOPPEL-ARBEITSMINICILINDER ISO 6432 (HUB 50MM) MINICILINDRE DOUBLE TRAVAIL ISO 6432 (TEMPS 50MM)
	65M32012	3/2 KLEP, NOODSTOP-DRAAI G1/8 MET VERGRENDELING 3/2 VALVE, EMERGENCY STOP-TURN G1 / 8 WITH LOCKING 3/2 VENTIL, NOT-HALT-TURN G1 / 8 MIT VERRIEGELUNG VANNE 3/2, ARRET D'URGENCE G1 / 8 AVEC VERROUILLAGE
	66SCO021	BLINDSTOP VOOR BORING IN HET DEKSEL END CAP FOR DRILLING IN THE LID ENDKAPPE FÜR DAS BOHREN IM DECKEL CAPUCHON FIN DE FORAGE DANS LE COUVERCLE
	66SCO030	BLINDSTOP M20X1,5 - POLYAMIDE EEX E II END CAP M20x1,5 - POLYAMIDE EEX E II ENDKAPPE M20x1,5 - POLYAMID EEX E II CAPUCHON FIN M20x1,5 - POLYAMIDE EEX E II
	67GRK053	KIST RVS HOOGGLANS MET SLOT (AFM. 280X300X200) CHEST STAINLESS STEEL HIGH GLOSS WITH LOCK (DIM. 280X300X200) BRUST EDELSTAHL HOCHGLANZ MIT SCHLOSS (DIM. 280X300X200) POITRINE ACIER INOXYDABLE HAUTE BRILLANCE AVEC SERRURE (DIM. 280X300X200)
	67GRK055	KIST RVS FINISCH MAT (AFMETINGEN: 1000X 500X 500 / 2 T-DROP SLOTEN + GASVEREN) BOX - STAINLESS STEEL FINISH MAT (DIMENSIONS: 1000X500X500) KASTEN - EDELSTAHL - FINISH - MATTE (ABMESSUNGEN: 1000X500X500) BOÎTE - TAPIS DE FINITION EN ACIER INOXYDABLE (DIMENSIONS: 1000X500X500)

	Article	Description
	67GRK057	<p>KIST RVS HOOGGLANS 700X500X500 (2X T-DROP SLOT INCLUSIEF GASVEREN)</p> <p>STORAGE BOX RVS HIGH GLOSS 700X500X500 (2X T-DROP LOCK INCLUDING GAS SPRINGS)</p> <p>LAGERBOX RVS HIGH GLOSS 700X500X500 (2-FACH TROPFENSCHLOSS MIT GASFEDERN)</p> <p>COFFRE DE RANGEMENT RVS HIGH GLOSS 700X500X500 (2X T-DROP LOCK INCLUANT LES RESSORTS À GAZ)</p>
	67GRK058	<p>KIST RVS HOOGGLANS; 1000X500X500 (2 T-DROPSLOTEN + 2 GASVEREN)</p> <p>CASE STAINLESS STEEL GLOSS; 1000X500X500 (2 T-DROP LOCKS + 2 GAS SPRINGS)</p> <p>GEHÄUSE EDEL STAHL GLANZ; 1000X500X500 (2 T-DROP SCHLÖSSER + 2 GASFEDERN)</p> <p>ÉTUI EN ACIER INOXYDABLE BRILLANT; 1000X500X500 (2 SERRURES DE T-DROP + 2 RESSORTS DE GAZ)</p>
	67GRK090	<p>RVS T-DROP SLOT</p> <p>STEENLESS STEEL T-DROP LOCK</p> <p>RVS T-DROP SLOT</p>
	67HGR002	<p>HANDGREEP - L= 210 - CHROOM VERNIKKELD</p> <p>HAND GRIP / LENGTH 210 / CHROME NICKEL</p> <p>HANDGRIFF / LÄNGE 210 / CHROM NICKEL</p> <p>POIGNEE A MAIN / LONGUEUR 210 / CHROME NICKEL</p>
	67HGR003	<p>HANDGREEP, PUR, 230 X 170</p> <p>HAND GRIP, PUR, 230 X 170</p> <p>HANDGRIFF, PUR, 230 X 170</p> <p>POIGNEE A MAIN, PUR, 230 X 170</p>
	67SLA001	<p>CENTRALE STEUN NR 204-63163 ALUMINIUM GEPOLIJST</p> <p>CENTRAL BRACKET NR 204-63163 ALUMINIUM POLISHED</p> <p>CENTRAL HALTERUNG NR 204-63163 ALUMINIUM POLIERT</p> <p>SUPPORT CENTRAL NR 204-63163 ALUMINIUM POLI</p>
	67SLA002	<p>EINDSTUK, CENTRALE STEUN</p> <p>END PIECE, CENTRAL BRACKET</p> <p>ENDSTÜCK, ZENTRALE HALTERUNG</p> <p>PIÈCE D'EXTRÉMITÉ, SUPPORT CENTRAL</p>

	Article	Description
	72OGA100	ONTGASSER T3A_B+6MM HERMETO (915195) DEPASSER T3A_B + 6MM HERMETO (915195) DEPASSER T3A_B + 6MM HERMETO (915195) DEPASSER T3A_B + 6MM HERMETO (915195)
	73BAH018	DICHTING BODEMKLEP EST-SCHMIDT HULLENDICHTING WT 40 A POS. 9 - PTFE VITON SEAL BOTTOM VALVE EST-SCHMIDT HULLEN SEAL DICHTUNG BODENVENTIL EST-SCHMIDT HULLEN DICHTUNG SOUPAPE DE FOND D'ÉTANCHÉITÉ EST-SCHMIDT HULLEN SEAL
	73BAP016	GETALSCHIJF 1,STUURBLOK NUMBER DISC 1, STEERING BLOCK NUMMER DISC 1, STEUERBLOCK NUMBER DISC 1, BLOC DE DIRECTION
	73BAP017	GETALSCHIJF 2,STUURBLOK NUMBER DISC 2, STEERING BLOCK NUMMER DISC 2, STEUERBLOCK NUMBER DISC 2, BLOC DE DIRECTION
	73BAP018	GETALSCHIJF 3,STUURBLOK NUMBER DISC 3, STEERING BLOCK NUMMER DISC 3, STEUERBLOCK NUMBER DISC 3, BLOC DE DIRECTION
	73BAP019	GETALSCHIJF 4,STUURBLOK NUMBER DISC 4, STEERING BLOCK NUMMER DISC 4, STEUERBLOCK NUMBER DISC 4, BLOC DE DIRECTION
	73BAP020	GETALSCHIJF 5,STUURBLOK NUMBER DISC 5, STEERING BLOCK NUMMER DISC 5, STEUERBLOCK NUMBER DISC 5, BLOC DE DIRECTION

	Article	Description
	73BAP032	SPANRING HAAR TENSION RING HAAR SPANNRING HAAR BAGUE DE TENSION HAAR
	73BDR153	BREEKPLAAT, CONTINENTAL, DN65, 2.2 BAR/200GRC RUPTURE DISC, CONTINENTAL, DN65, 2.2 BAR/200GRC BERSTSCHEIBE, CONTINENTAL, DN65, 2.2 BAR/200GRC PLAQUE DE RUPTURE, CONTINENTAL, DN65, 2,2 BAR / 200GRC
	73BMM039	MANOMETER, 0...6 BAR, D63, G1/4" ONDER - GLYCERINE RVS MANOMETER, 0 ... 6 BAR, D63, G1 / 4" UNDER - GLYCERINE SS MANOMETER, 0 ... 6 BAR, D63, G1 / 4" UNTER GLYCERINE SS MANOMETRE, 0 ... 6 BAR, D63, G1 / 4" SOUS - GLYCERINE SS
	73FVL009	POMPFILTER, PF 80/1A HAAR PUMP FILTER, PF 80 / 1A HAIR PUMPENFILTER PF 80 / 1A HAAR FILTRE DE POMPE, PF 80 / 1A CHEVEUX
	73FVL011	POMPFILTER, NW100 , 630µM (FH 100 + FI 30) PUMP FILTER, NW100 , 630µM (FH 100 + FI 30) PUMPENFILTER, NW100, 630 µM (FH 100 + FI 30) FILTRE DE POMPE, NW100, 630µM (FH 100 + FI 30)
	73HVR015	LEIDINGBREUK ZEK. PN 250 - D2=1" (SLUIT BIJ 150L/MIN) LINE BREAK SEC. PN 250 - D2=1" (CLOSES AT 150L/MIN) LEITUNGSBRUCH SEC. PN 250 - D2=1" (CLOSES AT 150L/MIN) RUPTURE DE CONDUITE SEC. PN 250 - D2 = 1 "(COUPE À 150L / MIN)
	73LPO033	SWIVEL R2" TODO VOOR LOSPISTOOL SWIVEL R2" TODO FOR LOSPISTOL SWIVEL R2" TODO FUR LOSPISTOLE SWIVEL R2" TODO FOR LOSPISTOL

	Article	Description
	73MGD096	<p>KNEVELSET FORT VALE, KNEVEL+OOGBOUW,L=87 ROESTVRIJSTAAL/ROESTVRIJSTAAL</p> <p>TOGGLE SET FORT VALE, TOGGLE + EYE BOLT, L=87 STAINLESS STEEL/STAINLESS STEEL</p> <p>SCHALTER SET FORT VALE, SCHALTER + RINGSCHRAUBE, L=87 EDELSTAHL/EDELSTAHL</p> <p>ENSEMBLE À BASCULE FORT VALE, BOUGIE À BASCULE + BOULON A CÊIL, L = 87 ACIER INOXYDABLE / ACIER INOXYDABLE</p>
	73MGD097	KNEVELSET,FV,KNEVEL+OOGBOUW,L=87 RVS/MS
	73MGD153	<p>KNEVELSET, FV, LANGE KN+OOGBOUW, L=87 ROESTVRIJSTAAL/ROESTVRIJSTAAL MS insert</p> <p>TOGGLE SET, FV, LANGE TOGGLE + EYE BOLT, L=87 STAINLESS STEEL/STAINLESS STEEL MS insert</p> <p>SCHALTER SET, FV, LANGE SCHALTER + RINGSCHRAUBE, L=87 EDELSTAHL/EDELSTAHL MS insert</p> <p>ENSEMBLE À BASCULE, FV, INVERSEUR LANGE + BOULON À CÊIL, L = 87 ACIER INOXYDABLE / ACIER INOXYDABLE INSERT MS</p>
	73MGD219	<p>MANGATDEKSEL ALUMINIUM - 3-AANSLUITINGEN</p> <p>MANHOLE LID ALUMINIUM-3-CONNECTORS</p> <p>SCHACHTDECKEL ALUMINIUM-3-STECKVERBINDER</p> <p>COUVERCLE D'ÉGOUT ALUMINIUM-3-CONNECTEURS</p>
	73MGD230	<p>MANGATDEKSEL 20" (EN 13317 + EN 13314 - UITV. BELGIE)</p> <p>MANHOLE LID 20 "(EN 13317 + AND 13314 - UITV. BELGIUM</p> <p>SCHACHTDECKEL 20 "(EN 13317 + UND 13314 - UITV. BELGIEN</p> <p>COUVERCLE DE TROU D'HOMME 20 "(EN 13317 + ET 13314 - UITV. BELGIQUE</p>
	73MGD304	KNEVELSET,FV,KNEVEL+OOGBOUW,L=127 RVS/RVS MS
	73MGD318	<p>KNEVELSET, FV, KNEVEL+OOGBOUW, L=102 RVS/RVS MS</p> <p>TOGGLE SET, FV, TOGGLE + EYE BOLT, L = 102 STAINLESS STEEL / STAINLESS STEEL MS</p> <p>SCHALTERSATZ, FV, SCHALTER + AUGENBOLZEN, L = 102 EDELSTAHL / EDELSTAHL MS</p> <p>JEU DE TOGGLE FV TOGGLE + EOLLE, L = 102 ACIER INOXYDABLE / ACIER INOXYDABLE MS</p>







	Article	Description
	73MGD322	MANGAT DEKSEL, FV, 500, 6KL, 3BAR, EN14025 MANHOLD LID, FV, 500, 6KL, 3BAR, EN14025 EINSTIEGSÖFFNUNGSDECKEL, FV, 500, 6KL, 3BAR, EN14025 COUVERCLE DE REGARD, FV, 500, 6KL, 3BAR, EN14025
	73MGD329	KNEVELSET, FV, VEILIGHEIDSBOUT, L=102, RVS/RVS TOGGLE SET, FV, SAFETY BOLT, L = 102, STAINLESS STEEL/STAINLESS STEEL SCHALTERSATZ, FV, SICHERHEITSBOLZEN, L = 102, EDELSTAHL / EDELSTAHL TOGGLE SET, FV, BOULON DE SÉCURITÉ, L = 102, ACIER INOXYDABLE / ACIER INOXYDABLE
	73MGD362	MANGAT DEKSEL SWIFT, D500, 6KL, EN14025 MANHOLE LID SWIFT, D500, 6KL, EN14025 EINSTIEGSÖFFNUNGSDECKEL SWIFT, D500, 6KL, EN14025 COUVERCLE REGARD SWIFT, D500, 6KL, EN14025
	73MGD365	BOUTSET ,SWIFT, D500, 6 LANGE VLEUGELS, KIERSTAND BOLT SET ,SWIFT, D500, 6 LONG WINGS, AT-REST POSITION SCHRAUBEN SET ,SWIFT, D500, 6 LANGE FLÜGEL, RUHE POSITION JEU DE BOULONS, SWIFT, D500, AILE LONGUEUR 6 POSITION AU REPOS
	73MGD369	DEKSEL SWIFT, D300 - TYPE STM0304301-A1 LID SWIFT, D300 - TYPE STM0304301-A1 DECKEL SWIFT, D300 - TYP STM0304301-A1 COUVERCLE SWIFT, D300 - TYPE STM0304301-A1
	73MGD438	DICHTING DEKSEL, FV, 300, CHEMIE/VOEDING PTFE/EPDM, FV 5005-890EP, SUPER TANKTYT COVER SEAL, FV, 300, CHEMICAL/FOODPTFE/EPDM, FV 5005-890EP, SUPER TANKTYT DICHTUNGSDECKEL, FV, 300, CHEMIE/LEBENSMITTELPTFE/EPDM, FV 5005-890EP, SUPER TANKTYT COUVERCLE D'ÉTANCHÉITÉ, FV, 300, PRODUIT CHIMIQUE/ALIMENTAIREPTFE/EPDM, FV 5005-890EP, SUPER TANKTYT
	73SHO014	PNEUMATISCHE SLANGHASPELREM PNEUMATIC HOSE REEL BRAKE PNEUMATISCHE SCHLAUCHHASPEL BREMSE SCHLAUCHHASPEL PNEUMATIQUES BREMA


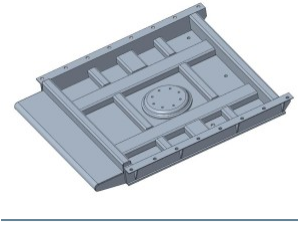

	Article	Description
	74IKD062	RECHTE INST.VERBINDING DRM 8X1,8X1 RIGHT ADJUSTMENT CONNECTION DRM 8X1,8X1 RECHTS ANPASSVERBINDUNG DRM 8X1,8X1 CONNEXION DROITE AJUSTABLE DRM 8X1,8X1
	81ITG004	GLASWOL ISOVER PSI A1 D=50 EENZIJDE ALUMINIUM FOLIE GLASS WOOL ISOVER PSI A1 D=50 ONE-SIDED ALUMINIUM FOIL GLASWOLLE ISOVER PSI A1 D=50 EINSEITIG ALUMINIUM FOLIE LAINE DE VERRE ISOVER PSI A1 D = 50 FEUILLE D'ALUMINIUM À UNE FACE
	81ITG010	GLASWOL ISOVER PSI A1 D=110 MET ALUMINIUM FOLIE GLASS WOOL ISOVER PSI A1 D=110 WITH ALUMINIUM FOIL GLASWOLLE ISOVER PSI A1 D=110 MIT ALUMINIUM FOLIE LAINE DE VERRE ISOVER PSI A1 D = 110 AVEC FEUILLE D'ALUMINIUM
	84DIV014	PARALLEL ARM D-40 - L537 PARALLEL ARM D-40 - L537 PARALLEL ARM D-40 - L537 BRAS PARALLÈLE D-40 - L537
	84DIV015	HINGE POINT M-16X1.5 FOR BOOTS HINGE POINT M-16X 1.5 FOR BOOTS SCHARNIERPUNKT M-16X 1,5 FÜR STIEFEL POINT CHARNIÈRE M-16X 1,5 POUR BOTTES
	84DIV020	HINGE POINT 3/4 SAE R-16X1.5X1 HINGE POINT 3/4 SAE R-16X1.5X1 HUNG PUNKT 3/4 SAE R-16X 1,5 X1 HUNG POINT 3/4 SAE R-16X 1,5 X1
	84DIV033	STABILISATOR ARM L=600 STABILISATOR ARM L=600

	Article	Description
	84GSV001	<p>GASVEER L=500 (UIT) KOERS=200 F= 250 N</p> <p>GAS SPRING L=500 (OUTPUT) RATE =200 F= 250 N</p> <p>GASFEDER L=500 (OUTPUT) RATE =200 F= 250 N</p> <p>RESSORT GAZ L = 500 (SORTIE) TAUX = 200 F = 250 N</p>
	84GSV002	<p>GASVEER L=500 (UIT) KOERS=200 F= 500 N (MET OOG EN ANDERE KANT RECHT KOGELGEWRICHT.)</p> <p>GAS SPRING L=500 (OUTPUT) RATE =200 F= 500 N (WITH EYE AND OTHER SIDE RIGHT BALL JOINT)</p> <p>GASFEDER L=500 (OUTPUT) RATE =200 F= 500 N (MIT ÖSE UND AUF ANDERER SEITE RECHTS KUGELGELENK)</p> <p>RESSORT DE GAZ L = 500 (SORTIE) VITESSE = 200 F = 500 N (AVEC OEILLET ET JOINT A ROTULE)</p>
	84GSV003	<p>GASVEER L=500 (UIT) KOERS=200 F= 700 N (MET OOG EN ANDERE ZIJDE RECHT KOGELGEWRICHT)</p> <p>GAS SPRING L = 500 (OFF) COURSE = 200 F = 700 N (WITH EYE AND OTHER SIDE STRAIGHT BALL JOINT)</p> <p>GASFEDER L = 500 (AUS) KURS = 200 F = 700 N (MIT ÖSE UND ANDERER SEITEN GERADER KUGELGELENK)</p> <p>RESSORT DE GAZ L = 500 (OFF) COURSE = 200 F = 700 N (AVEC L'OEIL ET L'AUTRE JOINT DE BOULE DROITE DE CÔTÉ)</p>
	84GSV006	<p>GASVEER L=520 (UIT) KOERS=200 F= 500 N (INCL. VOOR EN ACHTER KOGELGEWRICHT)</p> <p>GAS SPRING L=520 (OUTPUT) RATE =200 F= 500 N (INCL. FRONT AND BACK BALL JOINT)</p> <p>GASFEDER L=520 (OUTPUT) RATE =200 F= 500 N (INKL. KUGELGELENK VORNE UND HINTEN)</p> <p>RESSORT DE GAZ L = 520 (SORTIE) VITESSE = 200 F = 500 N (Y COMPRIS JOINT A ROTULE AVANT ET ARRIÈRE)</p>
	84GSV007	<p>GASVEER L=520 (UIT) KOERS=200 F= 700 N (INCL. VOOR EN ACHTER KOGELGEWRICHT)</p> <p>GAS SPRING L=520 (OUTPUT) RATE =200 F= 700 N (INCL. FRONT AND BACK BALL JOINT)</p> <p>GASFEDER L=520 (OUTPUT) RATE =200 F= 700 N (INKL. KUGELGELENK VORNE UND HINTEN)</p> <p>RESSORT DE GAZ L = 520 (SORTIE) TAUX = 200 F = 700 N (Y COMPRIS JOINT A ROTULE AVANT ET ARRIÈRE)</p>
	84GSV013	<p>GASVEER L=189 (UIT) KOERS= 75 F=250N - MET 2X KOGELGEWRICHT</p> <p>GAS SPRING L = 189 (OFF) COURSE = 75 F = 250N-WITH 2X BALL JOINT</p> <p>GASFEDER L = 189 (AUS) COURSE = 75 F = 250N-MIT 2X KUGELGELENK</p> <p>RESSORT DE GAZ L = 189 (OFF) COURS = 75 F = 250N-AVEC JOINT SPHÉRIQUE 2X</p>
	84GSV015	<p>GASVEER L=520 (UIT) KOERS=200 F= 900 N - KOGELGEWRICHT M8</p> <p>GAS SPRING L = 520 (OFF) COURSE = 200 F = 900 N-BALL JOINT M8</p> <p>GASFEDER L = 520 (AUS) COURSE = 200 F = 900 N-KUGELGELENK M8</p> <p>RESSORT DE GAZ L = 520 (OFF) COURS = 200 F = 900 N-ROTULE M8</p>

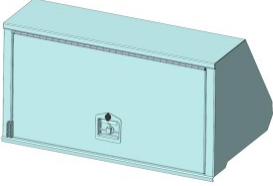
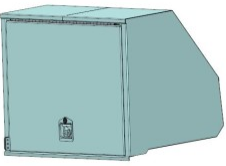

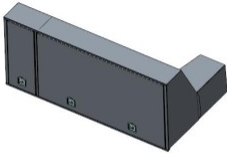
	Article	Description
	84GSV016	GASVEER L=525 (UIT) KOERS=220 F= 400 N GAS SPRING L=525 (OUTPUT) RATE =220 F= 400 N GASFEDER L=525 (OUTPUT) RATE =220 F= 400 N RESSORT GAZ L = 525 (SORTIE) TAUX = 220 F = 400 N
	84GSV034	GASVEER L=275 (UIT) KOERS=100 F= 250 N GAS SPRING L=275 (OUTPUT) RATE =100 F= 250 N GASFEDER L=275 (OUTPUT) RATE =100 F= 250 N RESSORT GAZ L = 275 (SORTIE) TAUX = 100 F = 250 N
	84GSV035	GASVEER L=275 (UIT) KOERS=100 F= 400 N - BEIDE ZIJDEN KOGELGEWRICHT GAS SPRING L=275 (OUTPUT) RATE =100 F=400N - BOTH SIDES BALL JOINT GASFEDER L=275 (OUTPUT) RATE =100 F=400N - BEIDSEITIGES KUGELGELENK RESSORT GAZ L = 275 (SORTIE) TAUX = 100 F =400N - JOINT À ROTULE DES DEUX CÔTÉS
	84GSV049	GASVEER L=134 (UIT) KOERS= 50 F= 150 N (MET KOGEL GEWRICHT) GAS SPRING L=134 (OUTPUT) RATE = 50 F= 150 N (WITH BALL JOINT) GASFEDER L=134 (OUTPUT) RATE = 50 F= 150 N (MIT KUGELGELENK) RESSORT GAZ L = 134 (SORTIE) TAUX = 50 F = 150 N (AVEC ROTULE)
	84ROL003	GELEIDINGSROL RVS DIA 30 X 805 (EL) CONDUCTANCE ROL - STAINLESS STEEL - DIAMATER 30 X 805 (EL) DURCHFÜHRUNGSROLLE - EDELSTAHL - DURCHMESSER 30 X 805 (EL) CONDUCTANCE ROL - ACIER INOXYDABLE - DIAMATRE 30 X 805 (EL)
	84ROL005	GELEIDINGSROL RVS DIA 30 X 705 (EL) CONDUCTANCE ROL - STAINLESS STEEL - DIAMATER 30 X 705 (EL) DURCHFÜHRUNGSROLLE - EDELSTAHL - DURCHMESSER 30 X 705 (EL) CONDUCTANCE ROL - ACIER INOXYDABLE - DIAMATRE 30 X 705 (EL)
	84SCH010	SCHARNIERSTANG RHIWAFLEX L=3000 HINGE ROD RHIWAFLEX L=3000 SCHARNIER ROD RHIWAFLEX L=3000 TIGE DE CHARNIÈRE RHIWAFLEX L = 3000

	Article	Description
	84SLO006	SLOT, VIERKANT 87X68, ZELFSLUITEND LOCK, SQUARE 87X68, CLOSED SCHLOSS, QUADRATISCH 87X68, GESCHLOSSEN SERRURE, CARRÉ 87X68, FERMÉ
	84SLO008	SLOT VIERKANT KLEIN MODEL (INOX / 100X19) LOCK SQUARE SMALL MODEL (STAINLESS STEEL / 100X19) SCHLOSS QUADRATISCH KLEINES MODELL (EDELSTAHL / 100X19) CADENAS DE SURETE PETIT MODÈLE (ACIER INOXYDABLE / 100X19)
	84SLO014	SLOT,VIERKANT,KLEIN MODEL,INOX ,100X19 (STEEK GATEN=80 MM LINKSE UITVOERING) LOCK, SQUARE, SMALL MODEL, INOX, 100X19 (INSERT HOLES = 80 MM LEFT-HAND VERSION) SCHLOSS, QUADRATISCH, KLEINMODELL, INOX, 100X19 (EINLEGE BOHRUNGEN = 80 MM LINKS-HAND-AUSFÜHRUNG) SERRURE, CARRÉ, PETIT MODÈLE, INOX, 100X19 (INSERT HOLES = 80 MM VERSION GAUCHE)
	84SLU141	MOTORKAPHAAK SET, GROOT, COMPLEET BONNET HOOK SET, LARGE, COMPLETE BONNET HOOK SET, GROß, KOMPLETT ENSEMBLE CROCHET DE BONNET, GRAND, COMPLET
	84SLU150	DEURSLOT MET SLEUTEL, RVS, INBOUW (DIEPTE INSTELBAAR H20-H52) DOOR LOCK WITH KEY, STAINLESS STEEL, BUILT-IN (ADJUSTABLE DEPTH H20-H52) TÜRSCHLOSS MIT SCHLÜSSEL, EDELSTAHL, EINGEBAUT (ANPASSBARE TIEFE H20-H52) VERROU DE PORTE AVEC CLÉ EN ACIER INOXYDABLE INTÉGRÉ (PROFONDEUR AJUSTABLE H20-H52)
	84SLU193	SLOT RVS - TYPE (H=54, L=45) LOCK STAINLESS STEEL-TYPE (H = 54, L = 45) SCHLOSS EDELSTAHL-TYP (H = 54, L = 45) SERRURE EN ACIER INOXYDABLE-TYPE (H = 54, L = 45)
	91CLA045	PIJPHOUDER NW 40, DIN, RVS, MET DRAADAS M10 PIPE HOLDER NW 40, DIN, STAINLESS STEEL, WITH WIRES M10 ROHRHALTER NW 40, DIN, EDELSTAHL, MIT DRÄHTEN M10 PORTE-PIPE NW 40, DIN, ACIER INOX, AVEC FILS M10

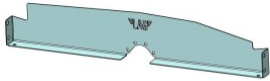


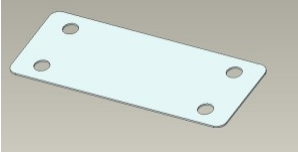
	Article	Description
	91CLA072	PIJPHOUDER NW 25, DIN, RVS, MET GLADDE AS PIPE HOLDER NW 25, DIN, STAINLESS STEEL, WITH SMOOTH SHAFT ROHRHALTER NW 25, DIN, EDELSTAHL, MIT GLATTER WELLE PORTE-PIPE NW 25, DIN, ACIER INOX, AVEC ARBRE LISSE
	91MKR002	KNEVELMOER RVS - M20 - 1 ARM TOGGLE NUT STAINLESS STEEL - M20 - 1 ARM SCHALTER MUTTER EDELSTAHL - M20 - 1 ARM ECROU A BASCULE EN ACIER INOXYDABLE - M20 - 1 BRAS
	91MKR006	KNEVEL RVS 1.4301/MS - M20 - 2 ARMEN - KLEIN TOGGLE STAINLESS STEEL 1.4301/MS - M20 - 2 ARMS - SMALL SCHALTER EDELSTAHL 1.4301/MS - M20 - 2 ARME - KLEIN INTERRUPTEUR A BASCULE ACIER INOXYDABLE 1.4301 / MS - M20 - 2 BRAS - PETIT
	91MKR008	KNEVEL RVS (1.4301/MS - M20 - 2 ARMEN - GROOT) TOGGLE (STAINLESS STEEL 1.4301/MS - M20 - 2 ARMS - LARGE) SCHALTER (EDELSTAHL 1.4301/MS - M20 - 2 ARME - GROSS) INTERRUPTEUR A BASCULE (ACIER INOXYDABLE 1.4301 / MS - M20 - 2 BRAS - GRAND)
	91OBR007	OOGBOUT RVS M24 X 150 X 115 EYE BOLT STAINLESS STEEL M24 X 150 X 115 RINGSCHRAUBE EDELSTAHL M24 X 150 X 115 BOULON A OEIL EN ACIER INOXYDABLE M24 X 150 X 115
	91OBR009	OOGBOUT RVS A-M20 X 90X61 (DIN 444) EYE BOLT STAINLESS STEEL A-M20 X 90X61 (DIN 444) RINGSCHRAUBE EDELSTAHL A-M20 X 90X61 (DIN 444) BOULON A OEIL EN ACIER INOXYDABLE A-M20 X 90X61 (DIN 444)
	91OBR011	PEN VOOR OOGBOUT M24 ROND RVS 22 X 60 MET GROEF PIN FOR EYE BOLT M24 ROUND STAINLESS STEEL 22 X 60 WITH GROOVE PIN FÜR RINGSCHRAUBE M24 RUND EDELSTAHL 22 X 60 MIT RILLE GOUPILLE POUR BOULON A EYE M24 ROND ACIER ACIER INOXYDABLE 22 X 60 AVEC RAINURE








	Article	Description
	91OBR014	OOGBOUT A-M24 X 130X95K (DIN 444) EYE BOLT A-M24 X 130X95K (DIN 444) RINGSCHRAUBE A-M24 X 130X95K (DIN 444) BOULON A OEIL A-M24 X 130X95K (DIN 444)
	91STR001	STELSCHROEF, BIN ZESK + AFSCH, DIN 913, M8X10 VOOR OOGBOUT SETTING SCREW, BIN ZESK + AFSCH, DIN 913, M8X10 FOR EYE BOLT EINSTELLSCHRAUBE, BIN ZESK + AFSCH, DIN 913, M8X10 FÜR RINGSCHRAUBE VIS DE REGLAGE, BAC ZESK + AFSCH, DIN 913, M8X10 POUR BOULON A OEIL
	A0J0001153	ZIJBESCHERMING; H500XL900 SIDE GUARD; H500XL900 SEITENSCHUTZ; H500XL900 PROTECTION LATÉRALE; H500XL900
	A0L0000509	
	A1G0000127	KOPPELINGSPLAAT-STAAL; H60xT10 COUPLING PLATE-STEEL; H60xT10 KUPPLUNGSPLATTE-STAHLE; H60xT10 PLAQUE D'ACCOUPLLEMENT-ACIER; H60xT10
	A1G0000128	KOPPELPLAAT-STAAL; H110xT10; OPRIJRAMP COUPLING PLATE-STEEL; H110xT10; COUPLING RAMP KUPPLUNGSPLATTE-STAHLE; H110xT10; KUPPLUNGSRAMPE PLAQUE D'ACCOUPLLEMENT-ACIER; H110xT10; RAMPE D'ACCOUPLLEMENT
	A1G0000132	KOPPELPLAAT COUPLING PLATE KUPPLUNGSPLATTE PLAQUE D'ACCOUPLLEMENT




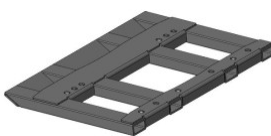



	Article	Description
	A1P0000621	STEUN>VLOEISTOFNIVEAU MOUNT>FLUID LEVEL MONTAGE>FLÜSSIGKEITSSTAND MONTAGE>NIVEAU FLUIDE
	A1P0001129	DEKSEL ONDERSTEUNING LID SUPPORT DECKELUNTERSTÜTZUNG SUPPORT DE COUVERCLE
	A2D0002330	AFWERKINGSPLAAT>HENDEL>VLINDERKLEP FINISHING PLATE>HANDLE>BUTTERFLY-VALE FEINE FINISHING-PLATTE>GRIFF>SCHMETTERLINGSVENTIL PLAQUE DE FINITION FINE>POIGNÉE>VALVE PAPILLON
	A2G0001730	KOPPELPLAAT-STAAL;T58 COUPLINGPLATE-STEEL;T58 KUPPLUNGSPLATTE-STAHLE;T58 PLAQUE D'ACCOUPEMENT-ACIER;T58
	A2G0002155	MONTAGE>KOPPELINGSHELLING MOUNT>COUPLING RAMP MONTAGE>KUPPLUNGSRAMPE MONTAGE>RAMPE D'ACCOUPEMENT
	A2G0002752	COUPLING PLATE-STEEL;T60 MOUNT>COUPLING RAMP;VSE ADVANCED STEERING COUPLING PLATE STEEL;T60MOUNT>COUPLING RAMP;VSE ADVANCED STEERING KUPPLUNGSPLATTE - STAHL;T60Halterung>Kupplungsrampe;VSE Advanced Steering PLAQUE D'ACCOUPEMENT - ACIER; T60MONTAGE > RAMPE D'ACCOUPEMENT ; DIRECTION AVANCÉE VSE
	A2I0000307	KAST ROESTVRIJ STAAL;B1284xH900xL575 BOX STAINLESS STEEL;W1284xH900xL575 KASTEN EDELSTAHL;B1284xH900xL575 BOÎTE ACIER INOXYDABLE;L1284xH900xL575

	Article	Description
	A210001148	KIST ROESTVRIJ STAAL;L1280xH800xB550 BOX STAINLESS STEEL;L1280xH800xW550 KASTEN EDELSTAHL;L1280xH800xB550 COFFRET INOX;L1280xH800xL550
	A210001785	KIST ROESTVRIJ STAAL;L500xH490xB1000 BOX STAINLESS STEEL;L500xH490xW1000 KASTEN EDELSTAHL;L500xH490xB1000 COFFRET INOX;L500xH490xL1000
	A210001825	KIST ;L1150xH800xB1460 BOX ;L1150xH800xW1460 KASTEN ;L1150xH800xB1460 COFFRET ;L1150xH800xL1460
	A210001860	KIST;L1100xH700xB600 BOX;L1100xH700xW600 KASTEN;L1100xH700xB600 BOÎTE;L1100xH700xW600
	A210001926	KIST;L1280;H800;W550 BOX;L1280;H800;W550 KASTEN;L1280;H800;B550 BOÎTE;L1280;H800;W550
	A210001997	KIST;L2400xH1000xB680 BOX;L2400xH1000xW680 KASTEN;L2400xH1000xB680 BOÎTE;L2400xH1000xW680
	A210002166	KIST;L500xH490xB940 BOX;L500xH490xW940 KASTEN;L500xH490xB940 BOÎTE;L500xH490xW940


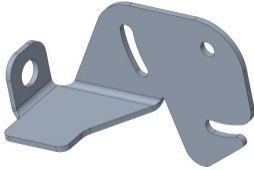
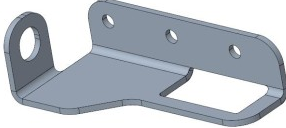
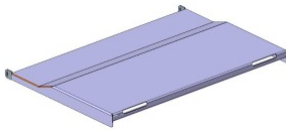
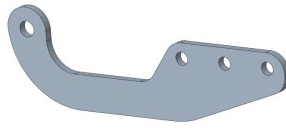
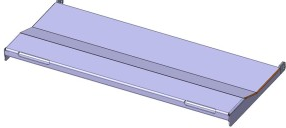

	Article	Description
	A2I0002216	KIST;L970xH750xB800 BOX;L970xH750xW800 KASTEN;L970xH750xB800 BOÎTE;L970xH750xW800
	A2I0002762	PRINTERKAST-TPV-CHASSIS-PIVOT ZW.TANK/MODEL-LAG-MC5 + NOODVOEDING PRINTER CASE-TPV-CHASSIS-PIVOTZW.TANK/MODEL-LAG-MC5 + EMERGENCY POWER SUPPLY DRUCKERSCHRANK-TPV-CHASSIS-PIVOTBL.TANK/MODEL-LAG-MC5 + NOTSTROMVERSORGUNG ARMOIRE IMPRIMANTE-TPV-CHÂSSIS-PIVOTBL.TANK/MODEL-LAG-MC5 + ALIMENTATION DE SECOURS
	A2J0001392	HOUDER>ADR-PLATEN[HAZCHEM-PLAAT]HOUDER>ADR-PLATEN[HAZCHEM- PLAAT] HOLDER>ADR PLATES[HAZCHEM PLATE] HALTER>ADR-PLATTEN[HAZCHEM-PLATTEN] PORTE>PLAQUES ADR[PLAQUE HAZCHEM]
	A2J0001658	ADR-SIGNALENPLAATBEVESTIGING>SLANGBAK ADR SIGNPLATE MOUNT>HOSE TRAY ADR-Schilderhalterung>Schlauchablage SUPPORT PLAQUE SIGNALISATION ADR>PLATEAU TUYAU
	A2J0003039	MONTAGEPLAAT>WEBER NUMMERBORDHOUDER MOUNTING PLATE>WEBER NUMBER SIGN HOLDER MONTAGEPLATTE>WEBER NUMMERNSCHILDERHALTER PLAQUE DE MONTAGE>PORTE NUMÉRO WEBER
	A2J0003794	STEUN>SPILLBOX-DEKSEL SUPPORT>SPILLBOX COVER UNTERSTÜTZUNG>ÜBERLAUFKASTENABDECKUNG SUPPORT>Couvercle de déversoir
	A2J0004209	ADR-SIGNALENPLAATBEVESTIGING>SLANGBAK ADR SIGNPLATE MOUNT>HOSE TRAY ADR-Schilderhalterung>Schlauchablage SUPPORT PLAQUE SIGNALISATION ADR>PLATEAU TUYAU


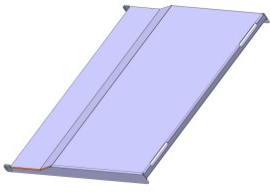

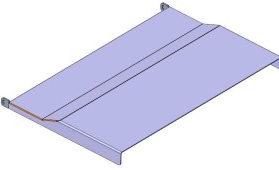



	Article	Description
	A2J0004575	UITLAADONDERSTEUNING>ACHTERTREIN DISCHARGE SUPPORT>REAR TRAIN ENTLADUNGSUNTERSTÜTZUNG>HINTERER ZUG SUPPORT DE DÉCHARGE>TRAIN ARRIÈRE
	A2J0004983	SPACER>TRIDEC ACHTERDEEL SPACER>TRIDEC REAR PART DISTANZSTÜCK>TRIDEC HINTERTEIL ENTRETOISE>PARTIE ARRIÈRE TRIDEC
	A2J0004984	SPACER>TRIDEC FRONT PART ABSTANDSHALTER>TRIDEC VORDERTEIL ESPACEUR>PARTIE AVANT TRIDEC
	A2J0005231	ISOLATIEPLAAT>TANKSTEUN-ACHTERTREIN INSULATION PLATE>TANK SUPPORT-REAR TRAIN ISOLIERPLATTE>TANKSTÜTZE-HINTERER ZUG PLAQUE ISOLANTE>SUPPORT DE RÉSERVOIR-TRAIN ARRIÈRE
	A2L0002178	T-STUK>COLLECTOR[WEBASTO] T-PIECE>COLLECTOR[WEBASTO] T-STÜCK>SAMMLER[WEBASTO] PIÈCE EN T>COLLECTEUR[WEBASTO]
	A2L0002934	KOPPELPLAAT KLEUR[ZWART;RAL9005] COUPLING PLATECOLOUR[BLACK;RAL9005] KUPPLUNGSPLATTEFARBE[SCHWARZ;RAL9005] PLAQUE D'ACCOUPEMENTCOULEUR[NOIR;RAL9005]
	A2L0003119	BEVESTIGING>SLEDES TEGEN SLANGKOKER ATTACHMENT>SLIDES AGAINST HOSE SLEEVE BEFESTIGUNG > GLEITT GEGEN DIE SCHLAUCHHÜLSE FIXATION>GLISSE CONTRE LE MANCHON DE TUYAU


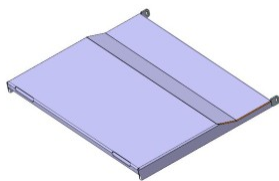
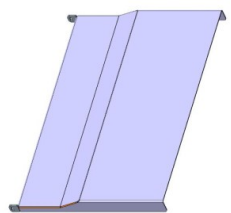




	Article	Description
	A2L0003166	DEKSEL MANGAT-RVS[1.4404];DIA500;ROS[NW65] LID MANHOLE-SS[1.4404];DIA500;ROS[NW65] DECKEL MANHOLE-SS[1.4404];DIA500;ROS[NW65] COUVERCLE D'HOMME-SS[1.4404];DIA500;ROS[NW65]
	A2L0003676	AANKOPPELINGSRAMP KLEUR[ZWART;RAL9005] COUPLING RAMPCOLOUR[BLACK;RAL9005] KUPPLUNGRAMPEFARBE[SCHWARZ;RAL9005] RAMPE D'ACCOUPEMENTCOULEUR[NOIR;RAL9005]
	A2L0003677	KOPPELINGSHELLING KLEUR[ZWART;RAL9005] COUPLING RAMPCOLOUR[BLACK;RAL9005] KUPPLUNGRAMPEFARBE[SCHWARZ;RAL9005] RAMPE D'ACCOUPEMENTCOULEUR[NOIR;RAL9005]
	A2L0003678	KOPPELINGSHELLING[BINNENKOPPELPLAAT] KLEUR[ZWART;RAL9005] COUPLING RAMP[INNER COUPLING PLATE]COLOUR[BLACK;RAL9005] KUPPLUNGRAMPE [INNERE KUPPLUNGSPLATTE]FARBE [SCHWARZ;RAL9005] RAMPE D'ACCOUPEMENT[PLAQUE D'ACCOUPEMENT INTÉRIEURE] COULEUR[NOIR;RAL9005]
	A2L0003872	SCHUIFDEKSEL-ALU[STRIE];L1210XW860 SLIDINGCOVER-ALU[STRIE];L1210XW860 SCHIEBEABDECKUNG-ALU[STRIE];L1210XB860 COUVERCLE COULISSANT-ALU[STRIE];L1210XW860
	A2L0004104	MONTAGE MEETSTOK HOOK>DIP STICK HAKEN>MESSSTAB CROCHET>JAUGE
	A2L0004113	OPRIJRAMP AANKOPPELING COUPLING RAMP KUPPLUNGRAMPE RAMPE D'ACCOUPEMENT

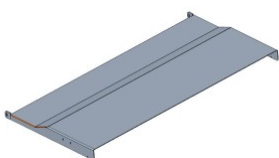
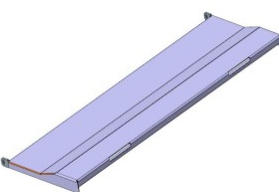

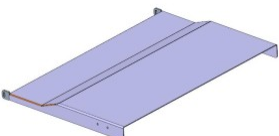
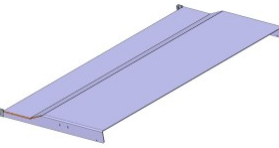
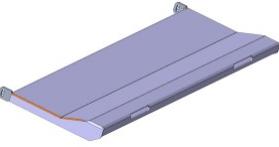
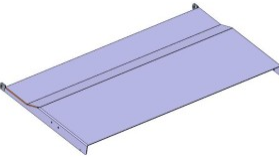
	Article	Description
	A2L0004114	KOPPELINGSHELLING[KOPPELPLAAT;H60] KLEUR[ZWART;RAL9005] COUPLING RAMP[COUPLING PLATE;H60]COLOUR[BLACK;RAL9005] KUPPLUNGRAMPE[KUPPLUNGSPLATTE;H60]FARBE[SCHWARZ;RAL9005] RAMPE D'ACCOUPEMENT[PLAQUE D'ACCOUPEMENT;H60]COULEUR [NOIR;RAL9005]
	A2L0004115	OPRIJRAMPE AANKOPPELING COUPLING RAMP KUPPLUNGRAMPE RAMPE D'ACCOUPEMENT
	A2L0004116	KOPPELINGSHELLING[KOPPELPLAAT;H60] COUPLING RAMP[COUPLING PLATE;H60] KUPPLUNGRAMPE[KUPPLUNGSPLATTE;H60] RAMPE D'ACCOUPEMENT[PLAQUE D'ACCOUPEMENT;H60]
	A2L0004117	OPRIJRAMPE AANKOPPELING COUPLING RAMP KUPPLUNGRAMPE RAMPE D'ACCOUPEMENT
	A2L0004118	KOPPELINGSHELLING KLEUR[ZWART;RAL9005] COUPLING RAMP COLOUR[BLACK;RAL9005] KUPPLUNGRAMPE FARBE[SCHWARZ;RAL9005] RAMPE D'ACCOUPEMENT COULEUR[NOIR;RAL9005]
	A2L0004119	OPRIJRAMPE AANKOPPELING COUPLING RAMP KUPPLUNGRAMPE RAMPE D'ACCOUPEMENT
	A2L0004152	PNEUMATISCHE SLOTPLAAT>SPILLBOXCOVER PNEUMATIC LOCK PLATE>SPILLBOXCOVER PNEUMATISCHE VERRIEGELUNGSPLATTE>ÜBERLAUFKASTENABDECKUNG PLAQUE DE VERROUILLAGE PNEUMATIQUE>Couvercle de boîte à déversement


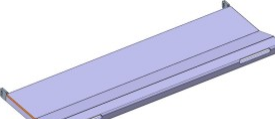

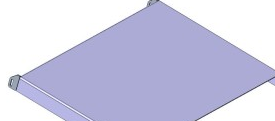



	Article	Description
	A2L0004390	HITTESCHILD ACTUATOR HEATSHIELD ACTUATOR HITZESCHILD-AKTUATOR ACTIONNEUR DE BOUCLIER THERMIQUE
	A2L0004746	ADR BORD STEUN ADR SIGN HOLDER ADR-SCHILDHALTER PORTE-PANNEAU ADR
	A2L0005046	BEVESTIGINGSBEUGEL - 1 X DIA 160 MM BRACKET - 1 X DIAMETER 160 MM HALTERUNG - 1 X DURCHMESSER 160 MM SUPPORT - 1 X DIAMÈTRE 160 MM
	A2L0005306	DEKSEL MANGAT Ø500 SWIFT;ROS NW65 LID MANHOLE Ø500 SWIFT;ROS NW65 DECKELSCHACHT Ø500 SWIFT;ROS NW65 COUVERCLE REGARD Ø500 SWIFT;ROS NW65
	A2L0005339	AFDEKKAP MORSEBAK / LEKBAK ALUMIUM LINKS (1050X800) LEAK TRAY COVER CAP TROPFSCHALEN-ABDECKKAPPE COUVERCLE POUR BAC DE SECURITE
	A2L0005495	BUITEN DEEL>KIJKGLAS OUTSIDE PART>SIGHT GLASS AUSSENTEIL>SCHAUGLAS PARTIE EXTÉRIEURE>VOYANT
	A2L0005601	STEUN>ADR BORDEN MOUNTING>ADR SLIDES MONTAGE>ADR-SCHIENEN MONTAGE>COULISSANTES ADR







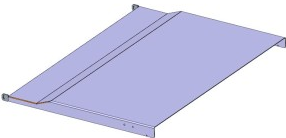
	Article	Description
	A2L0005633	STEUN>ADR BORDEN>ISOLATIERINGEN HOLDER>ADR SIGN>INSULATION RINGS HALTER>ADR-SCHILD>ISOLIERRINGE PORTE>SIGNAL ADR>ANNEAU D'ISOLATION
	A2L0005650	VERGREDELINGSPLAAT;TIR>SPILLBOX-DEKSEL LOCKING PLATE[BOLTED]>SPILBOX VERRIEGELUNGSPLATTE;TIR>ABDECKUNG DES ÜBERLAUFBEHÄLTERS PLAQUE DE VERROUILLAGE ;TIR>Couvercle DE DÉVERSEUR
	A2L0005651	VERGREDELINGSPLAAT;TIR>SPILLBOX-DEKSEL LOCKING PLATE;TIR>SPILLBOX COVER LOCKING PLATE;TIR>SPILLBOX COVER VERRIEGELUNGSPLATTE;TIR>ABDECKUNG DES ÜBERLAUFBEHÄLTERS PLAQUE DE VERROUILLAGE ;TIR>Couvercle DE DÉVERSEUR
	A2L0005657	AFDEKKAP MORSBAK / LEKBAK ALUMIUM LEAK TRAY COVER PLATE ALU TROPFSCHALEN-ABDECKPLATTE ALU PLAQUE COUVERCLE POUR BAC DE SECURITE ALU
	A2L0005659	SCHARNIER MORSBAKDEKSEL HINGE ORIGINAL COVER SCHARNIER BÜRSTE DECKEL COUVERCLE DE BROSSE
	A2L0005872	LEKBAK AFDEKPLAAT ALU (800X800) LEAK TRAY COVER PLATE ALUMINIUM TROPFSCHALE ABDECKPLATTE ALUMINIUM PLAQUE COUVERCLE POUR BAC DE SECURITE ALUMINIUM
	A2L0005920	OPVANGSTEUN MORSBAKDEKSEL - ALU COLOR SUPPORT ORIGINAL COVER - ALU FARBUNTERSTÜTZUNG ORIGINAL COVER - ALU COUVERTURE ORIGINALE DE SUPPORT DE COULEUR - ALU



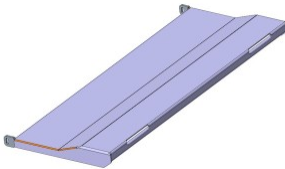
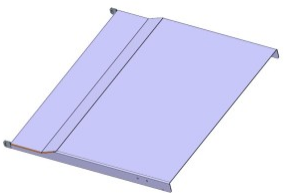
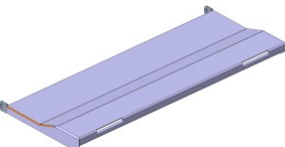
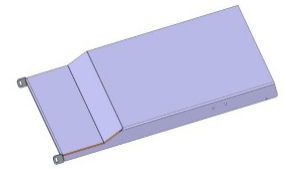
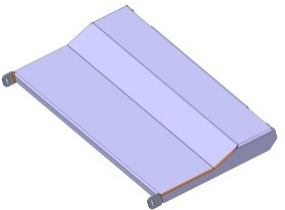
	Article	Description
	A2L0005934	SCHARNIER>BEVESTIGING PEILSTOK>LOOPVLAK HINGE>MOUNTING DIPSTICK>WALKWAY SCHARNIER>MONTAGE-PEILSTAB>GEHWEG CHARNIÈRE>MONTAGE JAUGE>PASSERELLE
	A2L0006194	DEKSEL ALUMINIUM LID ALUMINUM DECKEL ALUMINIUM COUVERCLE ALUMINIUM
	A2L0006505	MONTAGE ADR BORDEN MOUNTING ADR SLIDESMOUNTING ADR SLIDES MONTAGE VON ADR-SCHIENEN MONTAGE DES GLISSIÈRES ADR
	A2L0006546	LEKBAK AFDEKPLAAT ALU (1050X800 + 800X800) LEAKING PLATE COVER PLATE ALU (1050X800 + 800X800) LECKPLATTE ABDECKPLATTE ALU (1050X800 + 800X800) PLAQUE COUVERTURE PLAQUE COUVERTURE ALU (1050X800 + 800X800)
	A2L0006553	DEKSEL SPILLBOX LID SPILLBOX DECKEL AUFLAUFBOX COUVERCLE RÉVERSEUR
	A2L0006987	MORSBAKDEKSEL RVS (1050X800 LINKS) LEAKING PLATE COVER PLATE ALU (1050X800 + 800X800) LECKPLATTE ABDECKPLATTE ALU (1050X800 + 800X800) PLAQUE COUVERTURE PLAQUE COUVERTURE ALU (1050X800 + 800X800)
	A2L0006990	MORSBAKDEKSEL RVS (1050X800 LINKS) LEAK TRAY COVER PLATE STAINLESS STEEL (1050X800 LEFT) LECKSCHACHTABDECKPLATTE EDELSTAHL (1050X800 LINKS) PLAQUE DE COUVERCLE POUR PLATEAU DE FUITES ACIER INOXYDABLE (1050X800 GAUCHE)




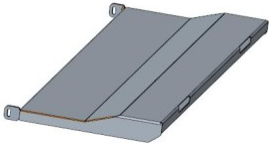



	Article	Description
	A2L0006991	MORSBAKDEKSEL RVS (800X800 LINKS) LEAKING PLATE COVER PLATE ALU (800X800 LINKS) LECKPLATTE ABDECKPLATTE ALU (800X800) PLAQUE COUVERTURE PLAQUE COUVERTURE ALU (800X800)
	A2L0007015	DEKSEL-ALU[SCHEUR];LAS>SPILLBOX[L1100XW800] LID-ALU[TEAR];WELD>SPILLBOX[L1100XW800] DECKEL-ALU[TEAR];WELD>SPILLBOX[L1100XB800] COUVERCLE-ALU[déchirure];soudure>déversement[L1100XW800]
	A2L0007017	SPILLBOX COVER-A[TRAAN];ZONDER VERSTERKENDE LIP SPILLBOX COVER-A[TEAR];WITHOUT STRENGTHENING LIP ÜBERLAUFKASTENABDECKUNG-A[TEAR];OHNE VERSTÄRKUNGSLIPPE COUVERCLE DE SPILLBOX-A[TEAR];SANS LÈVRE DE RENFORCEMENT
	A2L0007608	DEKSEL VAN DE LEKBAK SPILLBOX COVER ABDECKUNG DES AUSLAUFKASTEN COUVERCLE DE DÉVERSEUR
	A2L0007611	LID-SS[1.4301;DULL];WELD>SPILLBOX[L1050XW800] LID-SS[1.4301;DULL];WELD>SPILLBOX[L1050XW800] Deckel-Edelstahl[1.4301;stumpf];schweißen>Überlaufbehälter[L1050XW800] COUVERCLE-SS[1.4301;DULL];SOUD>SPILLBOX[L1050XW800]
	A2L0007612	LID-SS[1.4301;DULL];WELD>SPILLBOX[L800XW800] LID-SS[1.4301;DULL];WELD>SPILLBOX[L800XW800] Deckel-Edelstahl[1.4301;stumpf];schweißen>Überlaufbehälter[L800XB800] COUVERCLE-SS[1.4301;DULL];SOUD>SPILLBOX[L800XW800]
	A2L0007617	SPILLBOXCOVER-SS[1.4301;DULL];ZONDER VERSTERKENDE LIP RECHTS SPILLBOXCOVER-SS[1.4301;DULL];WITHOUT STRENGTHENING LIPRIGHT SPILLBOXCOVER-SS[1.4301; DULL]; OHNE VERSTÄRKUNGSLIPPERECHTS SPILLBOXCOVER-SS[1.4301;DULL];SANS LÈVRE DE RENFORCEMENTDROITE








	Article	Description
	A2L0007873	SPILLBOXCOVER-ALU[TRAAN];ZONDER VERSTERKINGS LIP SPILLBOXCOVER-ALU[TEAR];WITHOUT STRENGTHENING LIP SPILLBOXCOVER-ALU[TEAR];OHNE VERSTÄRKUNGSLIPPE SPILLBOXCOVER-ALU[TEAR];SANS LÈVRE DE RENFORCEMENT
	A2L0007875	SPILLBOX DEKSEL-ALU[TRAAN];LAS>SPILLBOX[L1050XW800] SPILLBOX COVER-ALU[TEAR];WELD>SPILLBOX[L1050XW800] ÜBERLAUFKASTENABDECKUNG-ALU[RISS];SCHWEIßEN>ÜBERLAUFKASTEN [L1050XB800] COUVERCLE DE BOÎTE À DÉVERSEMENT-ALU[déchirure];SOUDURE>BOÎTE À DÉVERSOIR[L1050XW800]
	A2L0007963	MONTAGE>ADR BEVESTIGING OP ISOLATIE[L1500] MOUNTING>ADR SLIDES ON INSULATION[L1500] MONTAGE>ADR-GLEITEN AUF ISOLIERUNG[L1500] MONTAGE>COULISSANTES ADR SUR ISOLATION[L1500]
	A2L0008166	SPILLBOXCOVER-ALU[TRAAN];ZONDER VERSTERKINGS LIP LINKS SPILLBOXCOVER-ALU[TEAR];WITHOUT STRENGTHENING LIPLLEFT SPILLBOXCOVER-ALU[TEAR];OHNE VERSTÄRKUNGSLIPPELINKS SPILLBOXCOVER-ALU[TEAR];SANS LÈVRE DE RENFORCEMENTGAUCHE
	A2L0008358	SPILLBOXCOVER-SS[1.4301;HGL];ZONDER VERSTERKINGS LIP SPILLBOXCOVER-SS[1.4301;HGL];WITHOUT STRENGTHENING LIP SPILLBOXCOVER-SS[1.4301;HGL];OHNE VERSTÄRKUNGSLIPPE SPILLBOXCOVER-SS[1.4301;HGL];SANS LÈVRE DE RENFORCEMENT
	A2L0008360	SPILLBOXCOVER-SS[1.4301;HGL];WITHOUT STRENGTHENING LIP SPILLBOXCOVER-SS[1.4301;HGL];OHNE VERSTÄRKUNGSLIPPE SPILLBOXCOVER-SS[1.4301;HGL];SANS LÈVRE DE RENFORCEMENT
	A2L0008408	LEKBAK AFDEKPLAAT ALU DRIPTRAY PLATE ALU DRIPTRAY PLATE ALU PLAQUE DE DRIPTAGE ALU



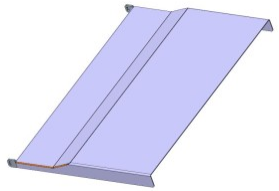



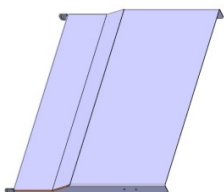
	Article	Description
	A2L0008410	LEKBAK AFDEKPLAAT ALU DRIPTRAY PLATE ALU DRIPTRAY PLATE ALU PLAQUE DE DRIPTAGE ALU
	A2L0008414	LEKBAK AFDEKPLAAT ALU DRIPTRAY PLATE ALU DRIPTRAY PLATE ALU PLAQUE DE DRIPTAGE ALU
	A2L0008416	LEKBAK AFDEKPLAAT ALU DRIPTRAY PLATE ALU DRIPTRAY PLATE ALU PLAQUE DE DRIPTAGE ALU
	A2L0008585	LEKBAK DEKSEL GEISOLEERD SPILLBOX COVER INSULATED AUFLAUFBOX-ABDECKUNG ISOLIERT COUVERCLE DE DÉVERSEUR ISOLÉ
	A2L0008586	DEKSEL VAN DE LEKBAK SPILLBOX COVER ABDECKUNG DES AUSLAUFKASTEN COUVERCLE DE DÉVERSEUR
	A2L0008625	SPILLBOXCOVER-SS[1.4301;HGL];ZONDER VERSTERKINGS LIP SPILLBOXCOVER-SS[1.4301;HGL];WITHOUT STRENGTHENING LIP SPILLBOXCOVER-SS[1.4301;HGL];OHNE VERSTÄRKUNGSLIPPE SPILLBOXCOVER-SS[1.4301;HGL];SANS LÈVRE DE RENFORCEMENT
	A2L0008696	LEKBAK DEKSEL GEISOLEERD SPILLBOX COVER INSULATED AUFLAUFBOX-ABDECKUNG ISOLIERT COUVERCLE DE DÉVERSEUR ISOLÉ

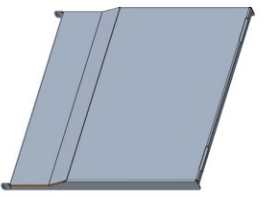



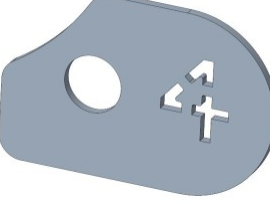


	Article	Description
	A2L0008700	LEKBAK DEKSEL GEÏSOLEERD SPILLBOX COVER INSULATED AUFLAUFBOX-ABDECKUNG ISOLIERT COUVERCLE DE DÉVERSEUR ISOLÉ
	A2L0008814	SLEUTEL>RINGMOER WRENCH>RING NUT SCHLÜSSEL>RINGMUTTER CLE>ECROU A ANNEAUCLE>ECROU A ANNEAU
	A2L0008898	MONTAGE>LAG MANGATSLEUTEL MOUNT>LAG MANHOLE WRENCH MOUNT>LAG-SCHACHTLOCHSCHLÜSSEL MONTAGE>CLÉ DE REGARD À DÉCALAGE
	A2L0009051	SCHARNIERPLAAT>FORT VALE MANLID;120° HINGE PLATE>FORT VALE MANLID;120° SCHARNIERPLATTE>FORT VALE MANDECKEL;120° PLAQUE CHARNIÈRE>FORT VALE MANLID;120°
	A2L0009213	MONTAGE>ADR STEUN OP ISOLATIE[L1250] MOUNTING>ADR SLIDES ON INSULATION[L1250] MONTAGE>ADR-GLEITEN AUF ISOLIERUNG[L1250] MONTAGE>COULISSANTES ADR SUR ISOLATION[L1250]
	A2L0009348	KOPPELHELLING[KOPPELPLAAT;H60]-STAAL[VB1250;H45] COUPLING RAMP[COUPLING PLATE;H60]-STEEL[VB1250;H45] KUPPLUNGSRAMPE[KUPPLUNGSPLATTE;H60]-STAHL[VB1250;H45] RAMPE D'ACCOUPEMENT[PLAQUE D'ACCOUPEMENT;H60]-ACIER [VB1250;H45]
	A2L0009466	SPILLBOXCOVER-ALU[TEAR];WITHOUT STRENGTHENING LIP SPILLBOXCOVER-ALU[TEAR];OHNE VERSTÄRKUNGSLIPPE SPILLBOXCOVER-ALU[TEAR];SANS LÈVRE DE RENFORCEMENT

	Article	Description
	A2L0009468	SPILLBOX DEKSEL-ALU[SCHEUR];LAS>SPILLBOX[L1100xW1060] SPILLBOX COVER-ALU[TEAR];WELD>SPILLBOX[L1100xW1060] ÜBERLAUFKASTENABDECKUNG-ALU[RISSE];SCHWEIßEN>ÜBERLAUFKASTEN [L1100xB1060] COUVERCLE DE SPILLBOX-ALU[déchirure];SOUD>SPILLBOX[L1100xW1060]
	A2L0009481	SPILLBOXCOVER-ALU[TEAR];WITHOUT STRENGTHENING LIP SPILLBOXCOVER-ALU[TEAR];OHNE VERSTÄRKUNGSLIPPE SPILLBOXCOVER-ALU[TEAR];SANS LÈVRE DE RENFORCEMENT
	A2L0009484	SPILLBOX DEKSEL-ALU[SCHEUR];LAS>SPILLBOX[L1100xW875] SPILLBOX COVER-ALU[TEAR];WELD>SPILLBOX[L1100xW875] ÜBERLAUFKASTENABDECKUNG-ALU[RISSE];SCHWEIßEN>ÜBERLAUFKASTEN [L1100xB875] COUVERCLE DE SPILLBOX-ALU[déchirure];SOUD>SPILLBOX[L1100xW875]
	A2L0009487	SPILLBOXCOVER-ALU[TRAAN];ZONDER VERSTERKENDE LIP SPILLBOXCOVER-ALU[TEAR];WITHOUT STRENGTHENING LIP SPILLBOXCOVER-ALU[TEAR];OHNE VERSTÄRKUNGSLIPPE SPILLBOXCOVER-ALU[TEAR];SANS LÈVRE DE RENFORCEMENT
	A2L0009489	SPILLBOX DEKSEL-ALU[SCHEUR];LAS>SPILLBOX[L1100xW855] SPILLBOX COVER-ALU[TEAR];WELD>SPILLBOX[L1100xW855] ÜBERLAUFKASTEN-ABDECKUNG-ALU[RISSE];SCHWEIßEN>ÜBERLAUFKASTEN [L1100xB855] COUVERCLE DE SPILLBOX-ALU[déchirure];SOUD>SPILLBOX[L1100xW855]
	A2L0009497	SPILLBOXCOVER-ALU[TRAAN];ZONDER VERSTERKENDE LIP SPILLBOXCOVER-ALU[TEAR];WITHOUT STRENGTHENING LIP SPILLBOXCOVER-ALU[TEAR];OHNE VERSTÄRKUNGSLIPPE SPILLBOXCOVER-ALU[TEAR];SANS LÈVRE DE RENFORCEMENT
	A2L0009499	SPILLBOX DEKSEL-ALU[TRAIL];LAS>SPILLBOX[L1100xW765] SPILLBOX COVER-ALU[TEAR];WELD>SPILLBOX[L1100xW765] ÜBERLAUFKASTENABDECKUNG-ALU[RISSE];SCHWEIßEN>ÜBERLAUFKASTEN [L1100xB765] COUVERCLE DE SPILLBOX-ALU[déchirure];SOUDURE>SPILLBOX[L1100xW765]

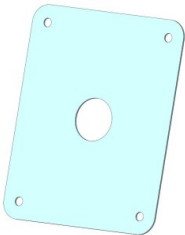



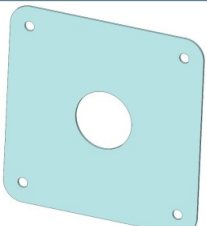
	Article	Description
	A2L0009578	DEKSEL LEKBAK MAT SPILLBOX COVER DULL ABDECKUNG DES AUFLAUFBOXES MATT COUVERCLE SILLBOX DULL
	A2L0009580	DEKSEL LEKBAK MAT SPILLBOX COVER DULL ABDECKUNG DES AUFLAUFBOXES MATT COUVERCLE SILLBOX DULL
	A2L0009584	DEKSEL LEKBAK MAT SPILLBOX COVER DULL ABDECKUNG DES AUFLAUFBOXES MATT COUVERCLE SILLBOX DULL
	A2L0009586	DEKSEL LEKBAK MAT SPILLBOX COVER DULL ABDECKUNG DES AUFLAUFBOXES MATT COUVERCLE SILLBOX DULL
	A2L0009590	DEKSEL LEKBAK MAT SPILLBOX COVER DULL ABDECKUNG DES AUFLAUFBOXES MATT COUVERCLE SILLBOX DULL
	A2L0009592	DEKSEL LEKBAK MAT SPILLBOX COVER DULL ABDECKUNG DES AUFLAUFBOXES MATT COUVERCLE SILLBOX DULL
	A2L0009637	MONTAGEPLAAT>LEKBAKDEKSEL MOUNTINGPLATE>SPILLBOXCOVER MONTAGEPLATTE>ÜBERFALLKASTENABDECKUNG PLAQUE DE MONTAGE>COUVERCLE SILLBOX

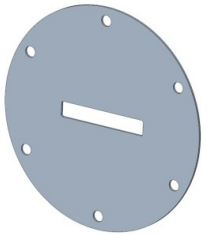

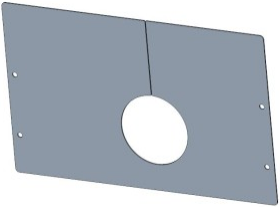
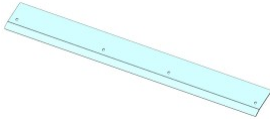

	Article	Description
	A2L0009776	DEKSEL VAN DE LEKBAK SPILLBOX COVER ABDECKUNG DES AUSLAUFKASTEN COUVERCLE DE DÉVERSEUR
	A2L0009780	DEKSEL LEKBAK LID SPILLBOX DECKEL AUFLAUFBOX COUVERCLE RÉVERSEUR
	A2L0010203	DEKSEL VAN DE LEKBAK SPILLBOX COVER ABDECKUNG DES AUSLAUFKASTEN COUVERCLE DE DÉVERSEUR
	A2L0010205	SPILLBOX COVER ABDECKUNG DES AUSLAUFKASTEN COUVERCLE DE DÉVERSEUR
	A2L0010537	DEKSEL VAN DE LEKBAK LINKS SPILLBOX COVERLEFT ABDECKUNG DES AUSLAUFKASTENLINKS COUVERCLE DE DÉVERSEURGAUCHE
	A2L0010762	VERWARMINGSTANK ALU HEATING TANK ALU WÄRMESPEICHER ALU RÉSERVOIR CHAUFFANT ALU
	A2L0010987	ISOLATIE>KOPPELPLAAT INSULATION>COUPLING PLATE ISOLIERUNG>KUPPLUNGSPLATTE ISOLATION>PLAQUE D'ACCOUPLLEMENT


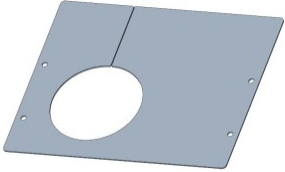

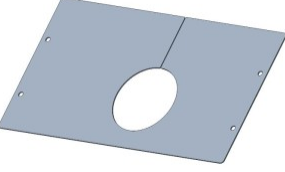



	Article	Description
	A2L0010989	ISOLATIE>ZADEL KOPPELPLAAT INSULATION>COUPLING PLATE SADDLE ISOLIERUNG>KUPPLUNGSPLATTE SATTEL ISOLATION>PLAQUE D'ACCOUPEMENT SELLE
	A2L0011813	TANKLADDER ROESTVRIJ STAAL ;RECHTE TANK LADDER STAINLESS STEEL ;STRAIGHT TANKLEITER EDELSTAHL ;GERADE ÉCHELLE DE RÉSERVOIR EN ACIER INOXYDABLE ;DROITE
	A2L0011871	SPILLBOX DEKSEL-ALU ;ZONDER VERSTERKINGSLIP SPILLBOX COVER-ALU ;WITHOUT STRENGTHENING LIP AUFLAUFKASTENABDECKUNG-ALU ;OHNE STÄRKUNGSLIPPE COUVERCLE SILLBOX-ALU ; SANS LÈVRE DE RENFORCEMENT
	A2L0011873	DEKSEL-ALU;LAS>SPILLBOX[L1450xW800] LID-ALU;WELD>SPILLBOX[L1450xW800] DECKEL-ALU;SCHWEISSEN>ÜBERLAUFBEHÄLTER[L1450xB800] COUVERCLE-ALU;SOUDAGE>SPILLBOX[L1450xW800]
	A2L0012379	ONDERSTEUNING HAZCHEM;TANK[DIA1900] SUPPORT HAZCHEM;TANK[DIA1900] UNTERSTÜTZUNG HAZCHEM;TANK[DIA1900] SUPPORT HAZCHEM ; RÉSERVOIR [DIA1900]
	A2L0012783	BUISSTEUN>SCHUIF DEKSEL TUBE SUPPORT>SLIDING COVER ROHRHALTERUNG>SCHIEBEABDECKUNG SUPPORT DE TUBE>COUVERCLE COULISSANT
	A2L0012999	SPILLBOX DEKSEL-ALU [SCHEUR];ZONDER VERSTERKINGSLIP SPILLBOX COVER-ALU [TEAR];WITHOUT STRENGTHENING LIP SPILLBOX-DECKEL-ALU [REISSVERSCHLUSS];OHNE VERSTÄRKUNGSLIPPE COUVERCLE DE BOÎTE À DÉGAGEMENT-ALUMINIUM [DÉCHIRURE];SANS LÈVRE DE RENFORCEMENT

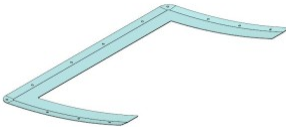
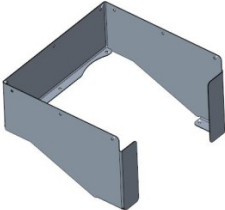

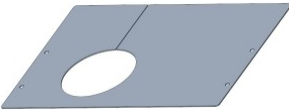

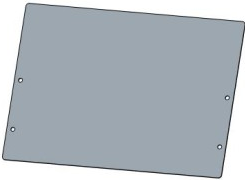

	Article	Description
	A2L0013001	DEKSEL-ALU[SCHEUR];LAS>SPILLBOX[L1350xB800] LID-ALU[TEAR];WELD>SPILLBOX[L1350xW800] ALU-DECKEL [REISS];SCHWEISS>AUFFALLBEHÄLTER [L1350xB800] COUVERCLE-ALU[TEAR];SOUDURE>BOÎTE DE DÉVERSEMENT[L1350xL800]
	A2M0000240	COMPARTIMENTENPLAATJE NUMMER 1 COMPARTMENTPLATE NUMBER 1 Fachschild Nummer 1 PLAQUE DE COMPARTIMENT NUMÉRO 1
	A2M0000241	VAKPLAATJE NUMMER 2 COMPARTMENTPLATE NUMBER 2 Fachschild Nummer 2 PLAQUE DE COMPARTIMENT NUMÉRO 2
	A2M0000242	VAKPLAATJE NUMMER 3 COMPARTMENTPLATE NUMBER 3 Fachschild Nummer 3 PLAQUE DE COMPARTIMENT NUMÉRO 3
	A2M0000243	COMPARTIMENTENPLAATJE NUMMER 4 COMPARTMENT PLATE NUMBER 4 Fachschild Nummer 4 PLAQUE DE COMPARTIMENT NUMÉRO 4
	A2M0000244	COMPARTIMENTENPLAATJE NUMMER 5 COMPARTMENT PLATE NUMBER 5 Fachschild Nummer 5 PLAQUE DE COMPARTIMENT NUMÉRO 5
	A2N0000047	AFWERKINGSPLAAT>SPILLBOX FINISHING PLATE>SPILL BOX ABSCHLUSSPLATTE>ÜBERLAUFBEHÄLTER PLAQUE DE FINITION>BOITE À DÉVERSEMENT

	Article	Description
	A2N000049	<p>SIERLIJST>VOORKOP REM-LICHT</p> <p>TRIM>FRONT BRAKE LIGHT</p> <p>VERZIERUNG>VORDERES BREMSLICHT</p> <p>GARNITURE>FEU STOP AVANT</p>
	A2N000143	<p>AFWERKINGSPLAAT>SPILLBOX</p> <p>AFWERKINGSPLAAT>SPILLBOX</p> <p>ABSCHLUSSPLATTE>ÜBERLAUFBEHÄLTER</p> <p>PLAQUE DE FINITION>SPILLBOX</p>
	A2N000144	<p>AFWERKINGSPLAAT>SPILLBOX</p> <p>FINISHING PLATE>SPILLBOX</p> <p>ABSCHLUSSPLATTE>ÜBERLAUFBEHÄLTER</p> <p>PLAQUE DE FINITION>SPILLBOX</p>
	A2N000203	<p>AFWERKINGSPLAAT>TANK</p> <p>FINISHING PLATE>TANK</p> <p>ABSCHLUSSPLATTE>TANK</p> <p>PLAQUE DE FINITION>RÉSERVOIR</p>
	A2N000247	<p>AFWERKINGSPLAAT>SPILLBOX</p> <p>FINISHING PLATE>SPILLBOX</p> <p>ABSCHLUSSPLATTE>ÜBERLAUFBEHÄLTER</p> <p>PLAQUE DE FINITION>SPILLBOX</p>
	A2N000531	<p>AFWERKINGSPLAAT>BUIS NW40</p> <p>FINISHING PLATE>TUBE NW40</p> <p>ABSCHLUSSPLATTE>ROHR NW40</p> <p>PLAQUE DE FINITION>TUBE NW40</p>
	A2N000540	<p>AFWERKINGSPLAAT>ISOLATIE>LOSLEIDING[3"]</p> <p>FINISHING PLATE>INSULATION>DISCHARGE[3"]</p> <p>ABSCHLUSSPLATTE>ISOLIERUNG>ENTLADUNG[3"]</p> <p>PLAQUE DE FINITION>ISOLATION>DÉCHARGE[3"]</p>





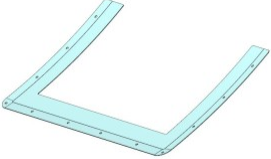

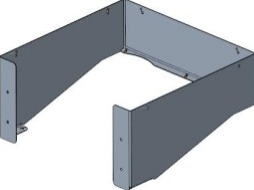
	Article	Description
	A2N0000555	AFWERKINGSPLAAT>EXTRA STEUN CHASSIS FINISHING PLATE>EXTRA SUPPORT CHASSIS ABSCHLUSSPLATTE>ZUSÄTZLICHE UNTERSTÜTZUNG DES FAHRGESTELLS PLAQUE DE FINITION>CHÂSSIS DE SUPPORT SUPPLÉMENTAIRE
	A2N0000607	AFWERKINGSPLAAT>BAFEL FINISHING PLATE>BAFFLE ABSCHLUSSPLATTE>BAFFLE PLAQUE DE FINITION>BAFFLE
	A2N0000609	AFDEKPLAAT COVERPLATE DECKPLATTE PLAQUE DE COUVERTURE
	A2N0000615	AFDEKPLAAT-DIA64>ISOLATIE COVER PLATE-DIA64>INSULATION ABDECKPLATTE-DIA64>ISOLIERUNG PLAQUE DE COUVERTURE-DIA64>ISOLATION
	A2N0000629	AFWERKINGSPLAAT>LEKBAK-AFVOER[BITUMEN] FINISHING PLATE>SPILL BOX-DRAIN[BITUMEN] ABSCHLUSSPLATTE>ÜBERLAUFKASTEN-ABLAUF[BITUMEN] PLAQUE DE FINITION>BOITE DE DÉVERSEMENT-DRAIN[BITUME]
	A2N0000635	AFWERKINGSPLAAT[GAT[L 100;DIA30]] FINISHING PLATE[HOLE[L 100;DIA30]] ABSCHLUSSPLATTE[LOCH[L 100;DIA30]] PLAQUE DE FINITION[TROU[L 100;DIA30]]
	A2N0000637	AFWERKINGSPLAAT>COLLECTOR FINISHING PLATE>COLLECTOR ABSCHLUSSPLATTE>SAMMLER PLAQUE DE FINITION>COLLECTEUR


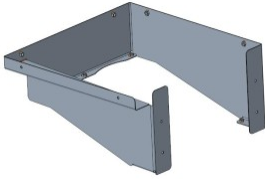
	Article	Description
	A2N0000657	ISOLATIEPLAAT>SCHUIFDEKSEL MONTAGE INSULATION PLATE>SLIDING COVER-MOUNT ISOLIERPLATTE>SCHIEBENDE ABDECKUNGSMONTAGE PLAQUE ISOLANTE>Couvercle coulissant
	A2N0000905	BODEMPLAAT ISOLATIEDOOS BODEMPLATE INSULATION BOX BODEMPLATE-ISOLIERBOX BOITE ISOLANTE BODEMPLATE
	A2N0000907	PLAAT ISOLATIEDOOS PLATE INSULATION BOX PLATTEN-ISOLIERKASTEN BOÎTE D'ISOLATION À PLAQUE
	A2N0000911	AFWERKINGSPLAAT>BODEM KLEPBOX FINISHING PLATE>BODEM VALVE BOX ABSCHLUSSPLATTE>BODEM-VENTILKASTEN PLAQUE DE FINITION>BOITE VALVE BODEM
	A2N0000944	AFWERKINGSPLAAT>KOPPELGEDEELTE FINISHING PLATE>COUPLING SECTION ABSCHLUSSPLATTE>KUPPLUNGSABSCHNITT PLAQUE DE FINITION>SECTION RACCORD
	A2N0001013	PLAAT>ISOLATIEDOOS[4"] PLATE>INSULATION BOX[4"] PLATTE>ISOLIERBOX[4"] PLAQUE>BOITE ISOLANTE[4"]
	A2N0001023	BODEMPLAAT>ISOLATIEBOX[CLEANFLOW;4"] BODEMPLATE>INSULATION BOX[CLEANFLOW;4"] BODENPLATTE>ISOLIERBOX[CLEANFLOW;4"] PLAQUE INFÉRIEURE>BOÎTE D'ISOLATION[CLEANFLOW;4"]





	Article	Description
	A2N0001166	BODEMPLAAT>ISOLATIEDOOS;UITSPARING[LOSSING] BOTTOMPLATE>INSULATIONBOX;CUTOUT[DISCHARGE] BODENPLATTE>ISOLIERKASTEN;AUSSCHNITT[ENTLADUNG] PLAQUE INFÉRIEURE>BOITE D'ISOLATION;DÉCOUPE[DÉCHARGE]
	A2N0001167	PLAAT>ISOLATIEDOOS PLATE>INSULATION BOX PLATTE>ISOLIERBOX PLAQUE>BOITE ISOLANTE
	A2N0001195	AFDEKPLAAT COVERPLATE DECKPLATTE PLAQUE DE COUVERTURE
	A2N0001241	PLAAT>ISOLATIEDOOS;LAGE VERSIE PLATE>INSULATION BOX;LOW VERSION PLATTE>ISOLIERKASTEN; NIEDRIGE VERSION PLAQUE>BOITE ISOLANTE;VERSION BASSE
	A2N0001242	BODEMPLAAT>INSULATION BOX;LOW VERSION BASE PLATE>INSULATION BOX;LOW VERSION GRUNDPLATTE>ISOLIERBOX; NIEDRIGE VERSION PLAQUE DE BASE>BOÎTE D'ISOLATION;VERSION BASSE
	A2N0001268	BODEMPLAAT>INSULATION BOX[CLEANFLOW;4"];ANGLE[22.5] BOTTOM PLATE>INSULATION BOX[CLEANFLOW;4"];ANGLE[22.5] BODENPLATTE>ISOLIERKASTEN[CLEANFLOW;4"];WINKEL[22,5] PLAQUE INFÉRIEURE>BOITE D'ISOLATION[CLEANFLOW;4"];ANGLE[22.5] PLAQUE INFÉRIEURE>BOITE D'ISOLATION[CLEANFLOW;4"];ANGLE[22.5]
	A2N0001278	BODEMPLAAT>INSULATION BOX[CLEANFLOW;4";90°] BOTTOM PLATE>INSULATION BOX[CLEANFLOW;4";90°] BODENPLATTE>ISOLIERBOX[CLEANFLOW;4";90°] PLAQUE INFÉRIEURE>BOITE D'ISOLATION[CLEANFLOW;4";90°]

	Article	Description
	A2N0001282	AFWERKINGSPLAAT>ONDER KLEP KAST FINISHING PLATE>BOTTOM VALVE BOX ABSCHLUSSPLATTE>UNTERES VENTILKASTEN PLAQUE DE FINITION>BOITE VALVE INFERIEURE
	A2N0001466	ZIJWAND>ISOLATIEDOOS WALL>INSULATION BOX WAND>ISOLIERBOX MUR>BOITE D'ISOLATION
	A2N0001501	BODEMPLAAT>ISOLATIEDOOS[4"];UITSNIJDEN[LOSSING] BOTTOM PLATE>INSULATION BOX[4"];CUT OUT[DISCHARGE] BODENPLATTE>ISOLIERKASTEN[4"];AUSSCHNITT[ENTLADUNG] PLAQUE INFÉRIEURE>BOÎTE D'ISOLATION[4"];DÉCOUPE[DÉCHARGE]
	A2N0001502	PLAAT>ISOLATIEDOOS[4"];UITSNIJDING PLATE>INSULATION BOX[4"];CUT OUT PLATTE>ISOLIERBOX[4"]; AUSSCHNEIDEN PLAQUE>BOITE ISOLANTE[4"];DÉCOUPÉ
	A2N0001613	AFWERKINGSPLAAT>ISOLATIESTEUN>RAM-STEUN FINISHING PLATE>INSULATION SUPPORT>RAM SUPPORT ABSCHLUSSPLATTE>ISOLIERUNGSUNTERSTÜTZUNG>RAM-UNTERSTÜTZUNG PLAQUE DE FINITION>SUPPORT ISOLANT>SUPPORT RAM
	A2N0001763	PLAAT>ISOLATIEDOOS;HOGE VERSIE PLATE>INSULATION BOX;HIGH VERSION PLATTE>ISOLIERKASTEN;HOHE AUSFÜHRUNG PLAQUE>BOITE ISOLANTE;VERSION HAUTE
	A2N0001919	ONDERSTE ONDERDEEL>INSULATIEBOX-SS;CLEANFLOW[3"] ACHTERUITWORP; EXTRA GATEN BOTTOM PART>INSULATIONBOX-SS;CLEANFLOW[3"]REAR DISCHARGE;EXTRA HOLES UNTERTEIL>INSULATIONBOX-SS;CLEANFLOW[3"]HINTERER AUSLASS; ZUSÄTZLICHE LÖCHER PARTIE INFÉRIEURE>INSULATIONBOX-SS;CLEANFLOW[3"]DÉCHARGE ARRIÈRE;TROUS SUPPLÉMENTAIRES

	Article	Description
	A2N0002015	ONDERPLAAT>VERLENGDE ISOLATIEBOX BOTTOMPLATE>EXTENDED INSULATIONBOX BODENPLATTE>ERWEITERTE ISOLATIONSBOX PLAQUE DE FOND>BOÎTE D'ISOLATION ÉTENDU
	A2N0002019	ONDERPLAAT>UITGEBREIDE ISOLATIEKAST; UITSNIJDING[ONTLADING] BOTTOMPLATE>EXTENDED INSULATIONBOX;CUTOUT[DISCHARGE] BODENPLATTE>ERWEITERTER ISOLATIONSKASTEN;AUSSCHNITT[AUSLASS] PLAQUE INFÉRIEURE>BOÎTE D'ISOLATION ÉTENDU ; DÉCOUPE [DÉCHARGE]
	A2N0002040	ONDERSTE GEDEELTE>ISOLATIEBOX CLEANFLOW[KEYSTONE] BOTTOM PART>INSULATIONBOX CLEANFLOW[KEYSTONE] UNTERTEIL>ISOLATIONSBOX CLEANFLOW[KEYSTONE] PARTIE BASSE>INSULATIONBOX CLEANFLOW[KEYSTONE]
	A2N0002042	BODEMPLAAT>ISOLATIEBAK BODEMPLATE>INSULATIONBOX BODENPLATTE>ISOLATIONSBOX PLAQUE DE CORPS>BOÎTE D'ISOLATION
	A2N0002053	ONDERSTE DEEL>ISOLATIEDOOS;CLEANFLOW 4" ACHTERUITWORP BOTTOM PART>INSULATION BOX;CLEANFLOW 4"REAR DISCHARGE UNTERTEIL>ISOLIERKASTEN;CLEANFLOW 4"HINTERER AUSWURF PARTIE INFÉRIEURE>BOÎTE D'ISOLATION;CLEANFLOW 4"DÉCHARGE ARRIÈRE
	A2N0002076	ONDERSTE DEEL>ISOLATIEBAK;CLEANFLOW[4"] ACHTERUITLAAT BOTTOM PART>INSULATIONBOX-SS;CLEANFLOW[4"]REAR DISCHARGE UNTERTEIL>ISOLATIONSBOX-SS;CLEANFLOW[4"]HINTERER AUSWURF PARTIE INFERIEURE>INSULATIONBOX-SS;CLEANFLOW[4"]DÉCHARGE ARRIÈRE
	A2N0002189	ONDERSTE DEEL>ISOLATIEBOX-SS;CLEANFLOW[3"] ACHTERUITWORP BOTTOM PART>INSULATIONBOX-SS;CLEANFLOW[3"]REAR DISCHARGE UNTERTEIL>ISOLATIONSBOX-SS;CLEANFLOW[3"]HINTERER AUSWURF PARTIE INFERIEURE>INSULATIONBOX-SS;CLEANFLOW[3"]DÉCHARGE ARRIÈRE

	Article	Description
	A2N0002391	BODEMPLAAT>ISOLATIEBOX[ONDERSTE ONDERDEEL] BODEMPLATE>INSULATIONBOX[LOW BOTTOM PART] BODEMPLATE>ISOLIERBOX[NIEDRIGER UNTERTEIL] BODEMPLATE>BOITE D'ISOLATION[PARTIE BAS BAS]
	A2N0002397	ONDERSTE ONDERDEEL>ISOLATIEBAK-RVS;CLEANFLOW[3"] ACHTERUITLAAT EXTRA GATEN BOTTOM PART>INSULATIONBOX-SS;CLEANFLOW[3"]REAR DISCHARGE;EXTRA HOLES UNTERTEIL>INSULATIONBOX-SS;CLEANFLOW[3"]HINTERER AUSLASS; ZUSÄTZLICHE LÖCHER PARTIE INFÉRIEURE>INSULATIONBOX-SS;CLEANFLOW[3"]DÉCHARGE ARRIÈRE;TROUS SUPPLÉMENTAIRES
	A2N0002398	BODEMPLAAT ISOLATIEBAK BODEMPLATE INSULATIONBOX BODEMPLATE ISOLATIONSBOX BODEMPLATE ISOLATIONBOX
	A2N0002399	PLAAT>ISOLATIEDOOS[ONDERSTE ONDERDEEL];MIDDEN GAT PLATE>INSULATION BOX[BOTTOM PART];MIDDLE HOLE PLATTE>ISOLIERKASTEN[UNTERER TEIL];MITTELLOCH PLAQUE>BOITE D'ISOLATION[PARTIE INFÉRIEURE];TROU MOYEN
	A2N0002403	AFWERKINGSPLAAT>ONDERKLEP>ISOLATIEKAST[3"] FINISHING PLATE>BOTTOM VALVE>INSULATION BOX[3"] ABSCHLUSSPLATTE>BODENVENTIL>ISOLIERKASTEN[3"] ABSCHLUSSPLATTE>BODENVENTIL>ISOLIERKASTEN[3"]
	A2N0002412	BODEMPLAATL>ISOLATIEBAK-RVS;CLEANFLOW[3"] UITSPARING BOTTOM PART>INSULATIONBOX-SS;CLEANFLOW[3"]CUTOUT UNTERTEIL>INSULATIONBOX-SS;CLEANFLOW[3"]AUSGESCHNITTEN PARTIE INFÉRIEURE>INSULATIONBOX-SS;CLEANFLOW[3"]DÉCOUPER
	A2N0002423	ONDERDEEL>INSULATIEBOX-SS;CLEANFLOW[4"] ACHTERUITLAAT; EXTRA GATEN BOTTOM PART>INSULATIONBOX-SS;CLEANFLOW[4"]REAR DISCHARGE;EXTRA HOLES UNTERTEIL>INSULATIONBOX-SS;CLEANFLOW[4"]HINTERER AUSLASS; ZUSÄTZLICHE LÖCHER PARTIE INFÉRIEURE>INSULATIONBOX-SS;CLEANFLOW[4"]DÉCHARGE ARRIÈRE;TROUS SUPPLÉMENTAIRES

	Article	Description
	A2N0002424	BODEMPLATE[4"]>INSULATIONBOX[BOTTOM PART] BOTTOM PLATE[4"]>INSULATIONBOX[BOTTOM PART] BODENPLATTE[4"]>ISOLIERBOX[UNTERER TEIL] PLAQUE INFÉRIEURE[4"]>BOITE D'ISOLATION[PARTIE INFÉRIEURE]
	A2N0002429	PLAAT[4"]>ISOLATIEDOOS[ONDERDEEL];GEEN GATEN PLATE[4"]>INSULATION BOX[BOTTOM PART];NO HOLES PLATTE[4"]>ISOLIERKASTEN[UNTERER TEIL];KEINE LÖCHER PLAQUE[4"]>BOÎTE D'ISOLATION[PARTIE INFÉRIEURE];SANS TROUS
	A2N0002463	HOOG ONDERDEEL>INSULATIONBOX-SS;CLEANFLOW[3"] HIGH BOTTOM PART>INSULATIONBOX-SS;CLEANFLOW[3"] HOHES UNTERTEIL>INSULATIONBOX-SS;CLEANFLOW[3"] PARTIE BAS HAUT>INSULATIONBOX-SS;CLEANFLOW[3"]
	A2N0002469	ONDERSTE DEEL>ISOLATIEBAK-RVS;CLEANFLOW[4"] UITSPARING BOTTOM PART>INSULATIONBOX-SS;CLEANFLOW[4"]CUTOUT UNTERTEIL>INSULATIONBOX-SS;CLEANFLOW[4"]AUSGESCHNITTEN PARTIE INFÉRIEURE>INSULATIONBOX-SS;CLEANFLOW[4"]DÉCOUPER
	A2N0002479	AFWERKINGSPLAAT>ONDERKLEP>ISOLATIEKAST[4"] FINISHING PLATE>BOTTOM VALVE>INSULATION BOX[4"] ABSCHLUSSPLATTE>BODENVENTIL>ISOLIERKASTEN[4"] PLAQUE DE FINITION>VALVE DE FOND>BOITE D'ISOLATION[4"]
	A2P0000505	HAAK>KOPPELING>LOSSEN HOOK>COUPLING>DISCHARGE HAKEN>KUPPLUNG>ENTLADEN CROCHET>ACCOUPEMENT>DECHARGE
	A2P0006114	MONTAGEBEUGEL>UITBREIDINGSCONTAINER WEBASTO MOUNTING BRACKET>EXPANSION CONTAINER WEBASTO MONTAGEHALTER>ERWEITERUNGSBEHÄLTER WEBASTO SUPPORT DE MONTAGE>CONTENEUR D'EXPANSION WEBASTO

	Article	Description
	A2P0007593	SPUITBUIS; GEKLEMDE SPUITBAL SPRAY TUBE;CLAMPED SPRAY BALL SPRÜHROHR;GEKLEMME SPRÜHKUGEL TUBE DE PULVÉRISATION ; BOULE DE PULVÉRISATION SERREE
	A2R0000258	STEUN VOOR LUCHTFILTER SUPPORT FOR AIR FILTER UNTERSTÜTZUNG FÜR LUFTFILTER SUPPORT POUR FILTRE A AIR
	A3J0002552	TIR OOG>BLINDSTOP TIR OEIL>BLINDSTOP TIR AUGEN>BLINDSTOP TIR OEIL>BLINDSTOP
	A6L0000042	RONDSEL RVS D50 X D26 X 5 PINION STAINLESS STEEL D50 X D26 X 5 RITZEL EDELSTAHL D50 X D26 X 5 PIGNON INOX D50 X D26 X 5

SLANG BUIS & BEUGEL ONDERDELEN

	Article	Description
	24ASL014	SLANGKOKER,BUIS 1.4301 DIA 160X1.0 L=6200 HOOGGLANS GEPOLIJST HOSE HOLDER,TUBE 1.4301 DIA 160X1.0 L=6200HIGH GLOSS POLISHED SCHLAUCHHALTER, ROHR 1.4301 DIA 160X1,0 L=6200HOCHGLANZPOLIERT PORTE TUYAU,TUBE 1.4301 DIA 160X1.0 L=6200POLI HAUTE BRILLANCE
	28A3J0000920	SLANGKOKERBEVESTIGING OP STEUNVOET (RVS 100 X 40 X 4) ALU HOSE TUBE ATTACHMENT ON BRACKETING FOOT (SS 100 X 40 X 4) SCHLAUCH ANSCHLUSS AUF HALTERUNGSFUß (SS 100 X 40 X 4) ATTACHE DE TUYAU SUR PIED DE SUPPORT (SS 100 X 40 X 4)
	28M0JS026A	SLANGKOKERBEUGEL GEVARENBOORD 1 X D160 S.S. HOSE TUBE BRACKET HAZARD SIGN 1 X D160 SCHLAUCH HALTERUNG GEFAHRENSYMBOL 1 X D160 SUPPORT DE TUYAU SIGNE DE DANGER 1 X D160
	54PES005	SLANGKOKER ZWART PE - 200 X 4,9 X 6000 HOSE TUBE BLACK PE - 200 X 4.9 X 6000 SCHLAUCH SCHWARZ PE - 200 X 4.9 X 6000 TUYAU NOIR PE - 200 X 4,9 X 6000
	54PES006	BUIS PE SLANGKOKER (ZWARTE POLYETHYLEEN) - 200 X 4,9 X 5200 TUBE PE HOSE TUBE (BLACK POLYETHYLENE) - 200 X 4.9 X 5200 SCHLAUCH PE SCHLAUCH (SCHWARZES POLYETHYLENE) - 200 X 4.9 X 5200 TUBE PE (POLYÉTHYLÈNE NOIRE) - 200 X 4,9 X 5200
	54PES007	SLANGKOKER BUIS PE - 160 X 3,9 X 2400 HOSE TUBE, TUBE PE - 160 X 3.9 X 2400 SCHLAUCH, SCHLAUCH PE - 160 X 3.9 X 2400 TUBE PE - 160 X 3,9 X 2400
	54PES020	SLANGKOKER PE - 160 X 3,9 X 6200 HOSE TUBE PE - 160 X 3.9 X 6200 SCHLAUCH PE - 160 X 3.9 X 6200 TUBE PE - 160 X 3,9 X 6200








SLANG BUIS & BEUGEL ONDERDELEN

	Article	Description
	54PES022	BUIS PE SLANGKOKER (ZWARTE POLYETHYLEEN) - 160 X 3,9 X 10000
	54PVC025	SLANGKOKER PVC - DIAMETER 200xT4,9x Lengte 6200 HOSE PIPE PVC - DIAMETER 200 x T 4,9x Length 6200 SCHLANGENHÜLSE PVC - DURCHMESSER 200 x T 4,9x Länge 6200 TUYAU TUYAU PVC - DIAMETRE 200 x T 4,9x Longueur 6200
	54PVC026	SLANGKOKER PVC - DIAMETER 200xT4,9x lengte 10000 HOSE PIPE PVC - DIAMETER 200xT4,9x length 10000 SCHLAUCHROHR PVC - DURCHMESSER 200xT4,9x Länge 10000 TUYAU TUYAU PVC - DIAMETRE 200xT4,9x longueur 10000
	56DOP056	EINDSTUK PE - EINDDOP VOOR SLANGKOKER D160 END PIECE PE - END CAP FOR HOSE TUBE D160 ENDSTÜCK PE - ABSCHLUSSKAPPE FÜR SCHLAUCH D160 PIÈCE D'EXTRÉMITÉ PE - BOUCHON D'EXTRÉMITÉ POUR TUYAU D160
	57BLD034	SLANG, HD50, NW50, LENGTE 30 METER - AAN BEIDEZIJDEN VOORZIEN VAN MESSING KOPPELING + LOSSEN MOER 2" BSP (INWENDIGE DRAAD) VOOR KLASSE A1 HOSE, HD40, NW40, LENGTH 30M - BOTH SIDES WITH BRASS CLUTCH + UNLOADING NUT 2" BSP (INTERNALLY THREAD) FOR DANGER CLASS A1 SCHLAUCH HD40, NW40, LÄNGE 30M - BEIDE SEITEN MIT MESSINGKUPPLUNG + ENTLADEN VON MUTTERN 2" BSP (INNENGEWINDE) FÜR GEFAHRENKLASSE A1 TUYAU HD40, NW40, LONGUEUR 30M - DEUX COTES AVEC EMBRAYAGE LAITON + ECROU DE DECHARGEMENT 2" BSP (FIL INTERIEUR) POUR DANGER CLASSE A1
	91BEU001	BEUGEL DRM 4" - RVS BRACKET DRM 4" - STAINLESS STEEL HALTERUNG DRM 4" - EDELSTAHL SUPPORT DRM 4 " - ACIER INOXYDABLE
	91BEU002	BEUGEL DRM 3" - DIAMETER 12 BRACKET DRM 3" - DIAMETER 12 HALTERUNG DRM 3" - DURCHMESSER 12 SUPPORT DRM 3 " - DIAMÈTRE 12


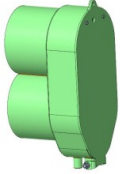
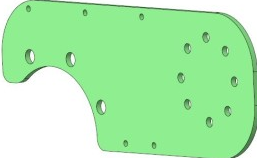
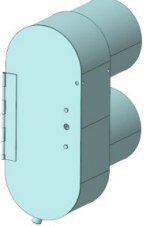
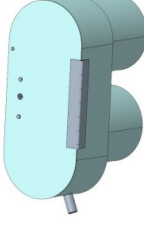
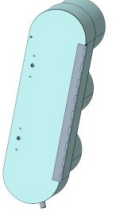
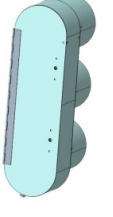
SLANG BUIS & BEUGEL ONDERDELEN

	Article	Description
	91BEU003	BEUGEL DRM 2" - DIAMETER 10 BRACKET DRM 2" - DIA10 HALTERUNG DRM 2" - DIA10 SUPPORT DRM 2 " - DIA10
	91BEU017	BEUGEL RVS DIA. 160 BRACKET STAINLESS STEEL DIA. 160 HALTERUNG EDELSTAHL DURCHM. 160 SUPPORT EN ACIER INOXYDABLE DIA. 160
	A0J0000156	SLANGKOKER BEVESTIGINGSPLAAT VOOR AAN STEUNPOTEN (ALU) ATTACHMENT PLATE BRACKET LEGS BEFESTIGUNGSPLATTE HALTERUNGSBEINE PIEDS DE SUPPORT DE PLAQUE DE FIXATION
	A0J0000171	SLANGKOKER STEUN ALU 2X DIAMETER 160 HOSE SLEEVE SUPPORT ALU 2X DIAMETER 160 SCHLAUMSCHLAUFE TUYAU FLEXIBLE
	A0J0000240	KLEM STEUN-ALU>SLANGBUIS;2XDIA160 KORTE MONTAGE CLAMP SUPPORT-ALU>HOSE-TUBE;2XDIA160SHORT MOUNT KLEMMENHALTER-ALU>SCHLAUCH-ROHR;2XDIA160KURZE MONTAGE SUPPORT DE PINCE-ALU>TUYAU-TUBE;2XDIA160MONTAGE COURT
	A0J0001224	SLANGKOKER BEUGEL-RVS;2xDIA160 HOSETUBE SUPPORT-SS[HGL];2xDIA160 SCHLAUCH HALTERUNG-EDELSTAHL;2 X DIA160 SUPPORT DE SUPPORT-INOX;2xDIA160
	A0J0001226	SLANGKOKER BEUGEL-RVS;2xDIA160;MONTAGE DEEL HOSETUBE SUPPORT-SS[HGL];2xDIA160;MOUNTING PART SCHLAUCH HALTERUNG-EDELSTAHL;2 X DIA160 - BEHÄLTERTEIL SUPPORT DE SUPPORT-INOX;2xDIA160>PORTE-TUYAU

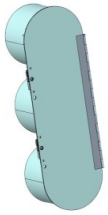
SLANG BUIS & BEUGEL ONDERDELEN

	Article	Description
	A0J0001228	SLANGKOKER BEUGEL-RVS;DIA160 HOSETUBE SUPPORT-SS[HGL];DIA160 SCHLAUCH HALTERUNG-EDELSTAHL;DIA160 SUPPORT DE SUPPORT-INOX;DIA160
	A0J0001230	SLANGKOKER BEUGEL-RVS;1xDIA160;MONTAGE DEEL HOSETUBE SUPPORT-SS;1xDIA160;MOUNTING PART SCHLAUCH HALTERUNG-EDELSTAHL;1 X DIA160 - BEHÄLTERTEIL SUPPORT DE SUPPORT-INOX;1xDIA160>PORTE-TUYAU
	A0J0001232	SLANGKOKER BEUGEL-RVS;2xDIA200 HOSETUBE SUPPORT-SS;2xDIA200 SCHLAUCH HALTERUNG-EDELSTAHL;2 X DIA200 SUPPORT DE SUPPORT-INOX;2xDIA200
	A0J0001234	SLANGKOKER BEUGEL-RVS;2xDIA200;MONTAGE DEEL HOSETUBE SUPPORT-SS;2xDIA200;MOUNTING PART SCHLAUCH HALTERUNG-EDELSTAHL;2 X DIA200 - BEHÄLTERTEIL SUPPORT DE SUPPORT-INOX;2xDIA200>PORTE-TUYAU
	A0J0001236	PONSPLAAT-RVS[1.4301;HGL];T1.5 SLANGKOKER STEUN;DIA200 PUNCH.PLATE-SS[1.4301;HGL];T1.5HOSETUBE SUPPORT;DIA200 Lochplatte-SS[1.4301;HGL];T1.5Schlauchhalterung;Durchmesser 200 PLAQUE DE POINÇON-SS[1.4301;HGL];T1.5SUPPORT DE TUBE TUYAU;DIA200
	A0J0001238	SLANGKOKER BEUGEL-RVS;DIA200;MONTAGE DEEL HOSETUBE SUPPORT-SS;DIA200;MOUNTING PART SCHLAUCH HALTERUNG-EDELSTAHL;DIA200 - BEHÄLTERTEIL SUPPORT DE SUPPORT-INOX;DIA200>PORTE-TUYAU
	A0L0000092	SLANGKOKER EINDDEKSEL ALU MET LEKBAK DIAMETER 160MM HOSE TUBE END COVER ALUMINIUM WITH LEAK TRAY (DIAMETER 160MM) SCHLAUCH ABSCHLUSSDECKEL ALUMINIUM MIT TROPFSCHALE (DURCHMESSER 160MM) COUVERCLE DE TUBE D'EXTREMITE EN ALUMINIUM AVEC BAC DE SECURITE (DIAMÈTRE 160MM)

SLANG BUIS & BEUGEL ONDERDELEN

	Article	Description
	A0L0000096	ALU DEUR SLANGKOKER 1 X DIA 160 MM DOOR HOSE TUBE ALUMINIUM (1 X DIAMETER 160 MM) TÜR SCHLAUCH ALUMINIUM (1 X DURCHMESSER 160 MM) TUYAU EN ALUMINIUM POUR PORTE (1 X DIAMÈTRE 160 MM)
	A0L0000123	
	A1J0002459	PLAQUE DE MONTAGE SCULLY SUR RÉCUPÉRATION DE VAPEUR MOUNTING PLATE SCULLY ON VAPOUR RECOVERY MONTAGEPLATTE SCULLY AUF DAMPF RÜCKGEWINNUNG PLAQUE DE MONTAGE SCULLY SUR RÉCUPÉRATION DE VAPEUR
	A2J0000451	MORSEBAK SLANGKOKER 2 X D160 LINKS S.S. SPILL BUCKET HOSE COOKER 2 X D160 LEFT S.S. Überlaufeimer-Schlauch für Kocher, 2 x D160, links, Edelstahl. SEAU DE DÉVERSEMENT TUYAU CUISEUR 2 X D160 GAUCHE INOX
	A2J0000456	MORSEBAK SLANGKOKER 2 X D160 RECHTS CATCH-ALL HOSE TUBE 2 X D160 RIGHT CATCH-ALL SCHLAUCH 2 X D160 RECHTS TUYAU CATCH-ALL 2 X D160 DROIT
	A2J0001330	EINDE>SLANGBUISHOUDER RVS;3xDIA200;TIR SPILLBOX;RECHTS END>HOSE TUBE HOLDER STAINLESS STEEL;3xDIA200;TIRSPILLBOX;RIGHT ENDE>SCHLAUCHROHRHALTER EDELSTAHL;3xDIA200;TIRSPILLBOX; RECHTS FIN>PORTE TUBE INOX;3xDIA200;TIRSPILLBOX;DROITE
	A2J0001336	EINDE>SLANGBUISHOUDER RVS;3xDIA200;TIR SPILLBOX;LINKS END>HOSE TUBE HOLDER STAINLESS STEEL;3xDIA200;TIRSPILLBOX;LEFT ENDE>SCHLAUCHROHRHALTER EDELSTAHL;3xDIA200;TIRÜBERFALLKASTEN; LINKS FIN>PORTE TUBE INOX;3xDIA200;TIRSPILLBOX ; GAUCHE

SLANG BUIS & BEUGEL ONDERDELEN

	Article	Description
	A2J0001337	EINDE>SLANGBUISSHOUDER;3xD200 END>HOSE TUBE HOLDER;3xD200 ENDE>SCHLAUCHROHRHALTER;3xD200 FIN>PORTE TUBE DE TUYAU ;3xD200
	A2J0001373	OPEN EIND-SS DIA160>SLANGKOKER OPEN END-SS DIA160>HOSE TUBE HOLDER OFFENES END-SS DIA160>SCHLAUCHHALTER OUVERTE-SS DIA160>PORTE-TUYAU
	A2J0001917	SLANGKOKER EINDKAP 160MM MET TIR OOG HOSE TUBE ENDCAP - 160MM WITH TIR EYE SCHLAUCH TUBE ENDCAP - 160MM MIT TIR AUGEN TUYAU FLEXIBLE ENDCAP - 160MM AVEC OEIL TIR
	A2J0002209	EIND>SLANGKOKER;LEKBAK;LINKS END>HOSE TUBE HOLDER;SPILLBOX;LEFT ENDE>HALTERUNG FÜR SCHLAUCHROHRE;AUFLAUFBEHÄLTER;LINKS FIN>PORTE-TUBE DE TUYAU ;RÉVERSEUR ;GAUCHE
	A2J0002216	SLANGHOUDER EINDDEKSEL RVS, DIAMETER 3X 160MM (LINKERZIJDE) HOSE HOLDER END LID STAINLESS STEEL, DIAMETER 3X 160MM (LEFT) SCHLAUCHHALTER ENDE DECKEL EDELSTAHL, DURCHMESSER 3X 160MM (LINKS) PORTE-TUYAU COUVERCLE FIN ACIER INOX, DIAMÈTRE 3X 160 MM (GAUCHE)
	A2J0002217	SLANGHOUDER EINDDEKSEL RVS, DIAMETER 3X 160MM (RECHTERZIJDE) HOSE HOLDER END LID STAINLESS STEEL, DIAMETER 3X 160MM (RIGHT SIDE) SCHLAUCHHALTER ENDE DECKEL EDELSTAHL, DURCHMESSER 3X 160MM (RECHTE SEITE) PORTE-TUYAU COUVERCLE FIN ACIER INOX, DIAMÈTRE 3X 160 MM (CÔTÉ DROIT)
	A2J0003613	LOSLEIDING STEUN DISCHARGE SUPPORT ENTLADUNGSUNTERSTÜTZUNG SOUTIEN À LA DÉCHARGE

SLANG BUIS & BEUGEL ONDERDELEN

	Article	Description
	A2J0003614	LOSKEIDING STEUN DISCHARGE SUPPORT ENTLADUNGSUNTERSTÜTZUNG SOUTIEN À LA DÉCHARGE
	A2J0003662	SLANGDRAGERSTEUN>TANKZADEL HOSE CARRIER SUPPORT>TANK SADDLE SCHLAUCHTRÄGER-UNTERSTÜTZUNG>TANKSATTEL SUPPORT PORTE-TUYAUX>SELLE DE RÉSERVOIR
	A2J0003663	SLANGDRAGERSTEUN>SLANGSTEUN HOSE CARRIER SUPPORT>HOSE SUPPORT SCHLAUCHTRÄGER-UNTERSTÜTZUNG>SCHLAUCH-UNTERSTÜTZUNG SUPPORT PORTE TUYAU>SUPPORT TUYAU
	A2J0004019	MOUNTING SUPPORT BOTTOM VALVE MONTAGEUNTERSTÜTZUNG UNTERES VENTIL SUPPORT DE MONTAGE VANNE INFÉRIEURE
	A2J0004029	MOUNTING PLATE>PRESSURE LINE MONTAGEPLATTE>DRUCKLEITUNG PLAQUE DE MONTAGE>CONDUITE DE PRESSION
	A2J0004150	LEK PLAAT>BUMPER LEAKING PLATE>BUMPER UNDICHTE PLATTE>STOSSFÄNGER FUIITE PLAQUE>PARE-CHOC
	A2J0004277	OPEN EINDE;DIA200>SLANGBUISHOUDER OPEN END;DIA200>HOSETUBE HOLDER OFFENES ENDE;DIA200>SCHLAUCHROHRHALTER EXTRÉMITÉ OUVERTE ; DIA200> SUPPORT DE TUBE

SLANG BUIS & BEUGEL ONDERDELEN

	Article	Description
	A2L0003743	AFSTANDSSTEUN MONTAGE SLANGKOKER ADJUSTMENT MOUNTING HOSETUBE EINSTELLBEFESTIGUNGSSCHLAUCH TUBE DE MONTAGE AJUSTABLE
	A2L0004193	PLAAT VOOR BAND>SLANGDRAGER PLATE FOR STRAP>HOSE CARRIER PLATTENBAND>SCHLAUCHTRÄGERPLATTENBAND>SCHLAUCHTRÄGER SANGLE DE PLAQUE>PORTE-TUYAU
	A2L0005037	HOSE TUBE HOLDER - 1 X DIA 160 MM - ALU HOSE TUBE HOLDER - 1 X DIAMETER 160 MM SCHLAUCHHALTER - 1 X DURCHMESSER 160 MM PORTE TUYAU - 1 X DIAMÈTRE 160 MM
	A2L0005307	BUISBEVESTIGING RVS DIA 60/50 HOEK 90° TUBE MOUNTING SS DIA 60/50 ANGLED 90° ROHRBEFESTIGUNG SS DIA 60/50, 90° ABGEWINKELT FIXATION SUR TUBE INOX DIA 60/50 COUDÉ 90°
	A2L0006151	SLANGKOKER BEUGEL ALU - DIAMETER 200 HOSE TUBE BRACKET ALUMINIUM - DIAMETER 200 SCHLAUCHLEITUNG BRACKET ALUMINIUM - DURCHMESSER 200 TUYAU FLEXIBLE SUPPORT ALUMINUM - DIAMETER 200
	A2L0006152	STEUN SLANGKOKER BEUGEL SUPPORT SLEEVE COOKER BRACKET STÜTZKOCHERHALTERUNG SUPPORT DE CUISINIÈRE À DOUILLE SUPPORT
	A2L0007435	BUISBEVESTIGING-SS;DIA50X2 TUBE-MOUNTING-SS;DIA50X2 ROHRMONTAGE-SS;DIA50X2 MONTAGE DE TUBE-SS;DIA50X2

SLANG BUIS & BEUGEL ONDERDELEN

	Article	Description
	A2L0007652	SLANGENBOX-ALU GEANODISEERD;6200X300X200 HOSE BOX-ALU ANODISED;6200X300X200 SCHLAUCHKASTEN-ALU ELOXIERT;6200X300X200 BOÎTE À TUYAUX-ALU ANODISÉ;6200X300X200
	A2L0008148	SLANGBOX-ALU;[6200X360X200] HOSE BOX-ALU;[6200X360X200] SCHLAUCHKASTEN-ALU;[6200X360X200] BOÎTE À TUYAUX-ALU ;[6200X360X200]
	A2L0009597	MONTAGE>SLANGKOKERS MOUNT>HOSE TUBES HALTERUNG> SCHLAUCHROHRE MONTAGE>TUBES DE TUYAUX
	A2P0000587	STEUN COLLECTOR SUPPORT COLLECTOR UNTERSTÜTZUNGSSAMMLER COLLECTEUR DE SOUTIEN
	A2P0000608	PIJPHOUDER RVS NW50 BOUTBEVESTIGING PIPE HOLDER SS NW50 BOLTED MOUNT ROHRHALTER SS NW50 MIT VERSCHRAUBTER MONTAGE SUPPORT DE TUYAU SS NW50 MONTAGE BOULONNÉ
	A2P0000753	STEUN>LOSLEIDING MOUNT>DISCHARGE MONTIEREN>ENTLADEN MONTAGE>DÉCHARGE
	A2P0002507	DRUKAANSLUITING>LUCHTPIJP-RVS;ROS[NW50;MANNELIJK];ROS [NW50;MANNELIJK] PRESSURE CONNECTION>AIR PIPE-SS;ROS[NW50;MALE];ROS[NW50;MALE] DRUCKANSCHLUSS>LUFTROHR-SS;ROS[NW50;MALE];ROS[NW50;MALE] RACCORDEMENT PRESSION>TUYAU D'AIR-SS;ROS[NW50;MALE];ROS [NW50;MALE]

SLANG BUIS & BEUGEL ONDERDELEN

	Article	Description
	A2P0005527	VERWARMINGSAANSLUITING DRAAD 2";BUITEN x2 HEATING CONNECTION THREAD 2";OUTER x2 HEIZUNGSANSCHLUSSGEWINDE 2";AUßEN x2 FIL DE RACCORDEMENT CHAUFFAGE 2";EXTÉRIEUR x2
	A3J0000338	EINDSTUK SLANGKOKER 1 X DIAMETERMATER 160 MET DEUR RVS HOOGGLANS (ENKEL) END PIECE HOSE TUBE 1 X DIAMETER 160 WITH DOOR (SINGLE) ENDSTÜCK SCHLAUCH 1 X DURCHMESSER 160 MIT TÜR (EINZEL) TUYAU D'EXTRÉMITÉ 1 X DIAMÈTRE 160 AVEC PORTE (SIMPLE)
	A3J0000339	EINDSTUK SLANGKOKER 1 X DIAMETER 200 MET DEUR RVS HOOGGLANS END PIECE HOSE TUBE 1 X DIAMETER 200 WITH DOOR ENDSTÜCK SCHLAUCH 1 X DURCHMESSER 200 MIT TÜR TUYAU D'EXTRÉMITÉ 1 X DIAMÈTRE 200 AVEC PORTE
	A3J0000413	EINDSTUK SLANGKOKER 2 X D200 MET DEUR LINKS + RECHTS - RVS END PIECE HOSE TUBE 2 X D200 WITH DOOR LEFT+ RIGHT ENDSTÜCK SCHLAUCH 2 X D200 MIT TÜR LINKS+ RECHTS TUYAU D'EXTRÉMITÉ 2 X D200 AVEC PORTE GAUCHE + DROIT
	A3J0000427	EINDSTUK SLANGKOKER 2 X D160 MET DEUR RECHTS RVS HOOGGLANS END PIECE HOSE TUBE 2 X D160 WITH DOOR RIGHT ENDSTÜCK SCHLAUCH 2 X D160 MIT TÜR RECHTS TUYAU D'EXTRÉMITÉ 2 X D160 AVEC DROITE
	A3J0000441	MORSEBAK SLANGKOKER.2xD200-RECHTS SPILL HOSE HOSE.2xD200-RIGHT ÜBERLAUFSCHLAUCH SCHLAUCH.2xD200-RECHTS TUYAU DE DÉVERSEMENT TUYAU.2xD200-DROITE
	A3J0000442	MORSEBAK SLANGKOKER.2xD200-LINKS SPILL BUCKET HOSE COOKER.2xD200-LEFT ÜBERLAUFEIMER SCHLAUCHKOCHER.2xD200-LINKS SEAU DE DÉVERSEMENT TUYAU CUISEUR.2xD200-GAUCHE

SLANG BUIS & BEUGEL ONDERDELEN

	Article	Description
	A3J0001223	EINDSTUK SLANGKOKER 1X DIAMETER 200 (ZONDER DEUR) - RVS HOOGGLANS END PIECE HOSE TUBE 1XD200 (WITHOUT DOOR) ENDSTÜCK SCHLAUCH 1XD200 (OHNE TÜR) TUYAU D'EXTRÉMITÉ 1XD200 (SANS PORTE)
	A3J0004065	BEUGEL SLANGKOKER 2 X 200 MM - ALU BRACKET HOSE TUBE 2 X 200 MM HALTERUNG SCHLAUCH 2 X 200 MM SUPPORT TUYAU 2 X 200 MM
	A3J0004066	STEUN>SLANGBUISHOUDER 2XD200 SUPPORT>HOSE TUBE HOLDER 2XD200 UNTERSTÜTZUNG>SCHLAUCHHALTER 2XD200 SUPPORT>PORTE TUYAU 2XD200
	A3J0004069	BEUGEL SLANGKOKER 2 X 160 MM - ALU BRACKET HOSE TUBE 2 X 160 MM HALTERUNG SCHLAUCH 2 X 160 MM SUPPORT TUYAU 2 X 160 MM
	A3J0004077	SLANGKOKER EINDSTUK MET DEUR - ALUMINIUM - 2 X DIAMETER 200 HOSE TUBE END - ALUMINIUM - 2 X DIAMETER 200 SCHLAUCH ENDE - ALUMINIUM - 2 X DURCHMESSER 200 TUYAU EXTREMITE - ALUMINIUM - 2 X DIAMÈTRE 200
	A3J0004147	SLANGKOKER EINDKAP ALUMINIUM (2X DIA160) HOSE TUBE END CAP ALUMINIUM (2X DIA160) SCHLAUCH ABSCHLUSSKAPPE ALUMINIUM (2X DIA160) TUYAU BOUCHON D'EXTREMITE ALUMINIUM (2X DIA160)
	A3P0000038	LUCHTLEIDING BESCHERMINGSPLAAT 3" AIRLINE PROTECTION PLATE 3" FLUGZEUGSCHUTZPLATTE 3" PLAQUE DE PROTECTION AIRLINE 3"

SLANG BUIS & BEUGEL ONDERDELEN

Article	Description
A700000144	EINDSTUK SLANGKOKER 1X DIAMETER 160 (ZONDER DEUR) - RVS HOOGGLANS END PIECE HOSE TUBE 1X DIAMETER 160 (WITHOUT DOOR) ENDSTÜCK SCHLAUCH 1X DURCHMESSER 160 (OHNE TÜR) TUYAU D'EXTRÉMITÉ 1X DIAMÈTRE 160 (SANS PORTE)



LEUNING / LADDER / LOOPBAAN

	Article	Description
	2893L0136A	<p>VERBINDINGSST LEUNING ROESTVRIJSTAAL KLAPRELING ROESTVRIJSTAAL D24.5 X 100</p> <p>CONNECTING PIECE RAILING STAINLESS STEEL FOLDING RAIL STAINLESS STEEL D24.5 X 100</p> <p>VERBINDUNGSSTÜCK GELÄNDER EDELSTAHL FALTSCHIENE EDELSTAHL D24.5 X 100</p> <p>PIÈCE DE RACCORDEMENT RAIL PLIANT EN ACIER INOXYDABLE D24.5 X 100</p>
	28A3L0000020	<p>BEVESTIGING OOR KLAPRELING VARIA</p> <p>MOUNTING EAR VARIA FOLDING RAIL</p> <p>BEFESTIGUNGSÖSE VARIA FALTSCHIENE</p> <p>OUILLET DE MONTAGE VARIA RAIL PLIABLE</p>
	28A3L0001213	<p>LADDER 2525 TANK-BULK RVS</p> <p>LADDER STAINLESS STEEL 2525 TANK-BULK</p> <p>LEITER EDELSTAHL 2525 TANK-BULK</p> <p>ÉCHELLE EN ACIER INOXYDABLE 2525 CITERNE VRAC</p>
	28A9L0000004	<p>LADDER RVS 2495 BREED MODEL HOOGGLANS</p> <p>LADDER STAINLESS STEEL 2495 WIDE MODEL HIGH GLOSS</p> <p>LEITER ROSTFREIER STAHL 2495 WIDE MODELL HIGH GLOSS</p> <p>ECHELLE ACIER INOXYDABLE 2495 WIDE MODÈLE HAUTE BRILLANCE</p>
	28M0L0016A	<p>LOSSE TREDE VOOR TRAP LADDER</p> <p>LOOSE STEP FOR STAIR LADDER</p> <p>LOSER SCHRITT FÜR TREPPEN LEITER</p> <p>ÉTAPE LIBRE POUR L'ÉCHELLE D'ESCALIER</p>
	28M0L0072B	<p>VANGSTUK KLAPRELING</p> <p>FOLDING RAIL RECEIVER</p> <p>FALTSCHIENE RECEIVER</p> <p>RECEPTEUR DE RAIL PLIABLE</p>
	28M1L0084A	<p>SCHARNIERMECH KLAPLADDER (ROND RVS D40 X 95)</p> <p>HINGE MECHANISM FOLDING LADDER (ROUND STAINLESS STEEL D40 X 95)</p> <p>SCHARINIEMECHANIMUSUS KLAPPLEITER (RUND EDELSTAHL D40 X 95)</p> <p>MÉCANISME DE CHARNIÈRE ECHELLE PLIANTE (ACIER INOXYDABLE ROND D40 X 95)</p>

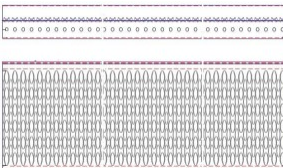






LEUNING / LADDER / LOOPBAAN

	Article	Description
	28M2L0434A	BEDIENING KLAPRELING SLUITING LADDER FOLDING RAIL CLOSURE LADDER CONTROL FALTSCHIENE VERSCHLUSS LEITER KONTROLLE COMMANDE D'ÉCHELLE DE FERMETURE DE RAIL PLIABLE
	38A3L0000947	BEVESTIGING BUISVANGER KLAPRELING TUBE RECEIVER ATTACHMENT FOLDING RAIL ROHREMPFÄNGER BEFESTIGUNG FALTSCHIENE RAIL PLIANT DE FIXATION DE RÉCEPTEUR DE TUBE
	38M0L0029A	VASTZETTING GASVEER KLAPRELING ALU. FIXING GAS SPRING CLAMP ALUMINIUM. BEFESTIGUNGSGASFEDERKLEMME ALUMINIUM. PINCE DE RESSORT A GAZ DE FIXATION ALUMINIUM.
	38M3L0086A	KLAPGELANDER / TIR OOG ALUMINIUM RECEIVER/TIR EYE ALUMINIUM EMPFÄNGER/TIR ÖSE ALUMINIUM RECEPTEUR/TIR OEILLET ALU
	38M6L0008A	HANDVAT MANGATDEKSEL ALUMINIUM D12 X 124 X 62 MANHOLE COVER LID HANDLE ALUMINIUM D12 X 124 X 62 EINSTIEGSÖFFNUNG DECKELGRIFF ALUMINIUM D12 X 124 X 62 POIGNEE COUVERCLE DE TROU D'HOMME ALUMINIUM D12 X 124 X 62
	38M6L0087B	SCHARNIER EXTRUSIEPROFIEL KLAPRELING GEN.2003 EXTRUSION PROFILE FOLDING RAIL HINGE (GENERATION 2003) EXTRUSIONSPROFIL FALTSCHIENE SCHARNIER (GENERATION 2003) PROFIL D'EXTRUSION CHARNIÈRE DE RAIL PLIANTE (GENERATION 2003)
	38M6LS020A	VERGREDELING KLAPRELING RVS LOCKING SAFETY RAILING STAINLESS STEEL VERRIEGELUNGS SICHERHEIT GELÄNDER AUS ROSTFREIEM STAHL VERROUILLAGE DE SÉCURITÉ RAILING ACIER INOX








LEUNING / LADDER / LOOPBAAN

	Article	Description
	53RNX022	BUISVANGER VOOR BUIS D32 (EPDM) TUBE RECEIVER FOR TUBE D32 (EPDM) SCHLAUCHEMPFÄNGER FÜR SCHLAUCH D32 (EPDM) TUBE RECEVEUR POUR TUBE D32 (EPDM)
	58A3L0000719	GLIJLAGER VOETSCHARNIER STIJL KLAPRELING SLIDE BEARING FOOT HINGE FOLDING RAIL STYLE GLEITLAGER FUßSCHARNIER FALTSCHIENE STIL PALIER GLISSANT CHARNIERE DE PIED RAIL PLIABLE
	58M1L0003B	KLAPRELING 24 X 20 FOLDING RAIL 24 X 20 FALTSCHIENE 24 X 20 RAIL PLIANT 24 X 20
	67LAD022	ALUMINIUM SCHUIFLADDER 2X2000; UITGESCH.=3250 NIVOO BREEDTE 330MM ALUMINIUM SLIDING LADDER 2X2000; EXTENDABLE =3500 LEVEL WIDTH 330MM ALUMINIUM SCHIEBELEITER 2X2000; AUSFAHRBAR =3500 LEVEL BREITE 330MM "ÉCHELLE COULISSANTE EN ALUMINIUM 2X2000, EXTENSIBLE = 3500 LARGEUR 330MM"
	67LRT001	LOOPROOSTER H=65,B=300,L=6000 ALMG3 CATWALK GRATE (HEIGHT 65, WIDTH 300, LENGTH 6000) ALMG3 LAUFSTEG GITTER (HÖHE 65, BREITE 300, LÄNGE 6000) ALMG3 GRILLE DE PASSERELLE (HAUTEUR 65, LARGEUR 300, LONGUEUR 6000) ALMG3
	67LRT004	LOOPROOSTER HOOGTE=65, BREEDTE=400, LENGTE=6000 ALMG3 CATWALK GRATE (HEIGHT 65, WIDTH 400, LENGTH 6000) ALMG3 LAUFSTEG GITTER (HÖHE 65, BREITE 400, LÄNGE 6000) ALMG3 GRILLE DE PASSERELLE (HAUTEUR 65, LARGEUR 400, LONGUEUR 6000) ALMG3
	67LRT007	RAUTENOLIVEN M.ANSENK BEVESTIGING VOOR LOOPROOSTER (PVC / M8) RAUTENOLIVEN M.ANSENK ATTACHMENT FOR CATWALK GRATE (PVC / M8) RAUTENOLIVEN M. ANSENK BEFESTIGUNG FÜR LAUFSTEG GITTER (PVC / M8) M.ANSENK FIXATION POUR GRILLE PASSERELLE (PVC / M8) ROUGE VERT


LEUNING / LADDER / LOOPBAAN

	Article	Description
	67LRT023	LOOPROOSTER (H=65/121, B=400, L=6000, ALMG3) - MIT RANDLÖCHER CATWALK GRATE (H = 65/121, B = 400, L = 6000, ALMG3) - WITH RANDLÖCHER LAUFSTEG GITTER (H = 65/121, B = 400, L = 6000, ALMG3) - MIT RANDLÖCHERN GRILLE DE PASSERELLE (H = 65/121, B = 400, L = 6000, ALMG3) - AVEC RANDLÖCHER
	84SLU118	KLEPSLUITING (LENGTE 78 - BREEDTE 20) IN RVS / MOER M12 VALVE CLOSURE (LENGTH 78-WIDTH 20) IN STAINLESS STEEL/NUT M12 VENTILVERSCHLUSS (LÄNGE 78-BREITE 20) AUS ROSTFREIEM STAHL/MUTTER M12 FERMETURE DE VANNE (LONGUEUR 78-LARGEUR 20) EN ACIER INOX/ÉCROU M12
	A0L0000176	STIJL KLAPRELING RECHTS VOORSTIJL RVS L=1070 PILLAR FOLDING RAIL RIGHT FRONT PILLAR STAINLESS STEEL L=1070 SÄULE FALTSCHIENE RECHTS FRONTSÄULE EDELSTAHL L=1070 PILIER RAIL PLIABLE AVANT DROIT ACIER INOXYDABLE L = 1070
	A0L0000177	KLAPRELING ACHTERSTIJL L=1070 FOLDING RAIL REAR PILLAR L=1070 FALTSCHIENE HECKBALKEN L=1070 PILIER RAIL PLIABLE ARRIERE ACIER INOXYDABLE L = 1070
	A0L0000178	MONTAGESTEUN RUBBER KLAPRAIL MOUNT RUBBER FOLDING RAIL GUMMIKLAPPSCHIENE MONTIEREN MONTER LE RAIL PLIABLE EN CAOUTCHOUC
	A0L0000260	VOORBALUSTER-SS;L1070-GASPRING RECHTS FRONT BALUSTER-SS;L1070-GAS SPRINGRIGHT VORDERER BALUSTER-SS;L1070-GASFEDERRECHTS VORDERER BALUSTER-SS;L1070-GASFEDERRECHTS
	A0L0000271	klapreling VOOR uiteinde - LENGTe 1170mm - roestvrij staal FOLDING RAIL FRONT END - LENGTH 1170MM - STAINLESS STEEL KLAPPSCHIENE FRONT ENDE - LÄNGE 1170MM - EDELSTAHL RAIL DE PLIAGE AVANT EXTRÉMITÉ - LENGTH 1170MM - ACIER INOXYDABLE







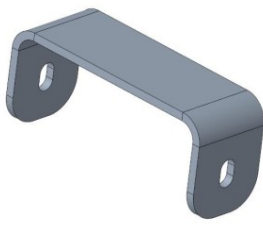
LEUNING / LADDER / LOOPBAAN

	Article	Description
	A0L0000272	STIJL KLAPRELING LINKS ACHTER S.S. LAG LOGO STYLE HITCH RAIL SUPPORT LEFT REAR WITH LAG LOGO STYLE HITCH SCHIENENHALTERUNG LINKS HINTEN MIT LAG LOGO SUPPORT DE RAIL STYLE HITCH GAUCHE ARRIERE AVEC LOGO LAG
	A0L0000273	VOORBALUSTER-SS;L1170;DWARSVERLENGING LINKS FRONT BALUSTER-SS;L1170;CROSS EXTENSIONLEFT FRONTBALUSTER-SS;L1170;KREUZVERLÄNGERUNGLINKS BALUSTRE AVANT-SS;L1170;EXTENSION CROIXGAUCHE
	A0L0000283	ACHTERBALUSTER-SS;L1170 RECHTS BACK BALUSTER-SS;L1170RIGHT ACHTERBALUSTER-SS;L1170RECHTS BALUSTRE ARRIÈRE-SS;L1170DROITE
	A0L0000343	VOUWLADDER-SS-L1150XW387 FOLDING LADDER-SS-L1150XW387 KLAPPLEITER-SS-L1150XW387 ÉCHELLE PLIANTE-SS-L1150XW387
	A0L0000360	ACHTERBALUSTER-SS;L1070 LINKS-GEKRUISDE LIFT OMHOOG BACK BALUSTER-SS;L1070LEFT-CROSSED LIFT UP RÜCKSEITE BALUSTER-SS;L1070Nach links gekreuzt, nach oben heben BALUSTRE ARRIÈRE-SS;L1070LEVER CROISÉ À GAUCHE
	A0L0000416	
	A0L0000478	TREKSTANG-SS;L1950 PULLING ROD-SS;L1950 ZUGSTANGE-SS;L1950 TIGE DE TIRAGE-SS;L1950






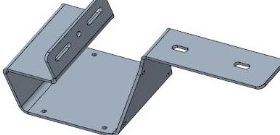

LEUNING / LADDER / LOOPBAAN

	Article	Description
	A0L0000481	Scharnier eindstuk (duw / trek) HINGE END PIECE (PUSH / PULL) SCHARNIERENDSTÜCK (PUSH / PULL) EMBOUT DE CHARNIÈRE (PUSH / PULL)
	A0L0000489	VOORKANT BALUSTER-SS;L1170;KRUISVERLENGING FRONT BALUSTER-SS;L1170;CROSS EXTENSION VORDERER BALUSTER-SS;L1170;QUERVERLÄNGERUNG BALUSTRE AVANT-SS;L1170;EXTENSION TRANSVERSALE
	A0L0000602	STIJL KLAPRELING LINKS STYLE CLIP LEFT STYLE CLIP LINKS STYLE CLIP GAUCHE
	A0L0000654	RUBBER DEMPER>VOUWBARE RAIL RUBBER DAMPER>FOLDING RAIL GUMMI-DÄMPFER>KLAPPSCHIENE AMORTISSEUR EN CAOUTCHOUC>RAIL REPLIABLE
	A0L0000655	BALUSTER-SS;H1070;MIDDLE BALUSTER-SS;H1070;MIDDLE BALUSTER-SS;H1070;MIDDLE BALUSTRE-SS;H1070;MIDDLE
	A0L0000658	BALUSTER-SS;H1070;VOORKANT BALUSTER-SS;H1070;FRONT BALUSTER-SS;H1070;VORDERSEITE BALUSTRE-SS;H1070;AVANT
	A0L0000660	BALUSTER-SS;H1070;ACHTER;VOUWLADDER BALUSTER-SS;H1070;REAR;FOLDING LADDER BALUSTER-SS;H1070;HINTEN;KLAPPBARE LEITER BALUSTRE-SS;H1070;ARRIÈRE;ÉCHELLE PLIANTE

LEUNING / LADDER / LOOPBAAN

	Article	Description
	A0L000709	BALUSTER-SS;H1070;MIDDEN BALUSTER-SS;H1070;MIDDLE BALUSTER-SS;H1070;MITTEL BALUSTRE-SS;H1070;MILIEU
	A0L0001016	BALUSTER-RVS;H1070;MIDDEN VERSTERKT BALUSTER-SS;H1070;MIDDLEREINFORCED BALUSTER-SS;H1070;MITTELVERSTÄRKT BALUSTRE-SS;H1070;MILIEURENFORCÉ
	A1L0000479	PIJLER[L1055] PILLAR[L1055] SÄULE[L1055] PILIER[L1055]
	A1L0000607	KLEMBEUGEL VOOR BUIS HANDRAILING CLAMP BRACKET FOR HANDRAILING PIPE KLEMMHALTERUNG FÜR HANDLAUFROHR SUPPORT DE SERRAGE POUR TUYAU DE MAINTIEN
	A2J0002128	VERLENGDE BEVESTIGING>LADDER;CHASSISBEVESTIGING EXTENDED MOUNT>LADDER;CHASSIS MOUNTING VERLÄNGERTE MONTAGE>LEITER;FAHRGESTELLMONTAGE MONTAGE ÉTENDU>ÉCHELLE ; MONTAGE SUR CHÂSSIS
	A2J0003081	MONTAGEPLAAT>LADDER;RECHTS MOUNTING PLATE>LADDER;RIGHT MONTAGEPLATTE>LEITER;RECHTS PLAQUE DE MONTAGE>ÉCHELLE;DROITE
	A2J0003085	ONDERSTEUNING>LOOPVLAK SUPPORT>WALKWAY UNTERSTÜTZUNG>GEHWEGUNTERSTÜTZUNG>GEHWEG SUPPORT> PASSERELLE

LEUNING / LADDER / LOOPBAAN

	Article	Description
	A2J0004164	LADDERBEVESTIGING>BUMPERSTEUN LADDERMOUNT>BUMPERSUPPORT LEITERMONTAGE>STOSSENSTÜTZE MONTAGE ÉCHELLE>SUPPORT PARE-CHOCS
	A2L0002199	MIDDEN BALUSTER LINKS DUBBELE BEVESTIGING MID BALUSTERLEFT DOUBLE MOUNTING MITTLERER BALUSTERLINKE DOPPELBEFESTIGUNG BALUTRE MOYENMONTAGE DOUBLE GAUCHE
	A2L0002577	LADDER>ZIJKANT>LOOPVLAK LADDER>SIDE>WALKWAY LEITER>SEITE>GEHWEG ÉCHELLE>CÔTÉ> PASSERELLE
	A2L0002831	EINDPLAAT>EINDLOOPVLAK END PLATE>END RUNNING PLATE ENDPLATTE>ENDLAUFPLATTE PLAQUE D'EXTRÉMITÉ>PLAQUE DE COURSE D'EXTRÉMITÉ
	A2L0003531	STEUN>PNEUMATISCHE KLAPRELING SUPPORT>PNEUMATIC FOLDING RAILING UNTERSTÜTZUNG>PNEUMATISCHES KLAPPGELÄNDER SUPPORT>RAILING PNEUMATIQUE REPLIABLE
	A2L0003533	SCHARNIERSTEUN>PNEUMATISCHE KLAPRELING HINGE SUPPORT>PNEUMATIC FOLDING RAILING SCHARNHALTER>PNEUMATISCHES KLAPPGELÄNDER SUPPORT DE CHARNIÈRE>RAILING PNEUMATIQUE REPLIABLE
	A2L0003625	STEUN LOOPVLAK SUPPORT WALKWAY UNTERSTÜTZUNGSGEHWEG PASSERELLE DE SOUTIEN




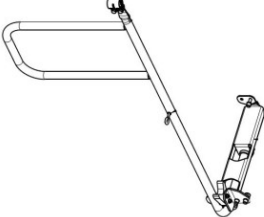

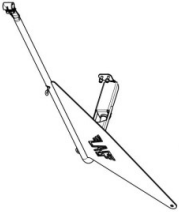
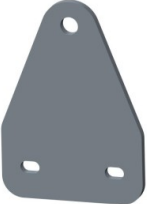
LEUNING / LADDER / LOOPBAAN

	Article	Description
	A2L0003731	ONDERSTEUNING LOOPVLAK SUPPORT WALKWAY UNTERSTÜTZUNG GEHWEGE PASSERELLE DE SOUTIEN
	A2L0003893	LADDERSCHOOR RECHTS>TANKSTEUN LADDER BRACKET RIGHT>TANK SUPPORT LEITERHALTER RECHTS>TANKSTÜTZE SUPPORT D'ÉCHELLE DROIT>SUPPORT DE RÉSERVOIR
	A2L0003894	LADDERSCHOORLINKS>TANKSTEUN LADDER BRACKET LEFT>TANK SUPPORT LEITERHALTER LINKS>TANKSTÜTZE SUPPORT ÉCHELLE GAUCHE>SUPPORT RÉSERVOIR
	A2L0004717	BEVESTIGING>LOOPVLAK MOUNT>WALKWAY MONTAGE>GEHWEG MONTAGE>PASSERELLE
	A2L0004726	STEUNPLAAT>CENTRAAL LOOPVLAK SUPPORT PLATE>CENTRALE WALKWAY UNTERSTÜTZUNGSPLATTE>ZENTRALER GEHWEG PLAQUE DE SUPPORT> PASSERELLE CENTRALE
	A2L0004729	CONNECTION PLATE WALKWAY CONNECTION PLATE WALKWAY VERBINDUNGSPLATTE LAUFSTEG PIED DE RACCORDEMENT
	A2L0004733	ENDPLATE>WALKWAY ENDPLATE>WALKWAY ENDPLATE>WALKWAY ENDPLATE>WALKWAY

LEUNING / LADDER / LOOPBAAN

	Article	Description
	A2L0004878	MONTAGE PLAAT TRAPLADDER MOUNTING PLATE TRAPLADDER MONTAGEPLATTE TRAPLADDER TRAPLADDER DE PLAQUE DE MONTAGE
	A2L0005207	BEVESTIGINGS STEUN VOOR LOOPBORDES - ALUMINIUM
	A2L0005208	STEUNBALK>LOOPVLAK SUPPORT BEAM>WALKWAY STÜTZBALKEN>GEHWEG POUTRE DE SOUTIEN>PASSERIE
	A2L0005221	WALKWAY SUPPORT BRACKET
	A2L0005225	STEUN>LOOPVLAK-KOP ONDERSTEUNING FOOT>WALKWAY-HEAD SUPPORT FUSS>GEHWEG-KOPFSTÜTZE PIED>APPUI PASSERELLE-TÊTE
	A2L0005232	LOOVLAK-EIND>CENTRAAL LOOPVLAK WALKWAY-END>CENTRAL WALKWAY GEHWEG-ENDE>ZENTRALER GEHWEG FIN DE PASSERELLE> PASSERELLE CENTRALE
	A2L0005257	LADDERSCHOOR RECHTS LADDER SHORT RIGHT LEITER KURZ RECHTS ÉCHELLE COURTE DROITE

LEUNING / LADDER / LOOPBAAN

	Article	Description
	A2L0005258	LADDERSCHOOR RECHTS LADDER SHORT RIGHT LEITER KURZ RECHTS ÉCHELLE COURTE DROITE
	A2L0005283	VOETSCHARNIERSTUK KLAPRELING RVS FOOT HINGE PIECE FOLDING RAIL FUß-SCHARNIER STÜCK FALTSCHIENE CHARNIÈRE FALTSCHIENE - ROSTFREISTAHL
	A2L0005285	MONTAGEPLAAT>RUBBER>KLAP RAIL MOUNTING PLATE>RUBBER>FOLDING RAIL MONTAGEPLATTE>GUMMI>KLAPPSCHIENE PLAQUE DE MONTAGE>CAOUTCHOUC>RAIL PLIANT
	A2L0005288	STIJL KLAPRELING LINKS COMPLETE SET (VOORSTIJL-RVS-L1070) STYLE SLAP RAILING LEFT COMPLETE SET (PRESTYLE-STAINLESS STEEL-L1070) STYLE SLAP GELÄNDER LINKS KOMPLETTER SATZ (PRESTYLE-EDELSTAHL-L1070) STYLE SLAP BALUSTRADE GAUCHE ENSEMBLE COMPLET (PRESTYLE-ACIER INOX-L1070)
	A2L0005322	TANKLADDER-RVS;RECHT;H[3000] TANKLADDER-SS;STRAIGHT;H[3000] TANKLADDER-SS;GERADE;H[3000] RÉSERVOIR-SS;DROIT;H[3000]
	A2L0005324	STIJL KLAPRELING LINKS (ACHTERSTIJL L-RVS-L1070) - compleet STYLE SLAP RAILING LEFT (PRESTYLE-STAINLESS STEEL-L1070)-COMPLETE SET STYLE SLAP GELÄNDER LINKS (PRESTYLE-EDELSTAHL-L1070)-KOMPLETT SET STYLE SLAP BALUSTRADE GAUCHE (PRESTYLE-INOX-L1070)-COMPLET
	A2L0005375	MONTAGESTEUN LADDER ALUMINIUM MOUNT LADDER ALUMINIUM LEITERHALTERUNG ALUMINIUM ÉCHELLE DE MONTAGE ALU


LEUNING / LADDER / LOOPBAAN

	Article	Description
	A2L0005612	BEVESTIG LADDER MOUNT LADDER MONTAGELEITER MONTER L'ÉCHELLE
	A2L0005709	LADDERBEVESTIGING>ZIJLADDER LADDERMOUNT>SIDE-LADDER LEITERMONTAGE>SEITENLEITER MONTAGE ÉCHELLE>ÉCHELLE LATÉRALE
	A2L0005907	VERBINDINGSSTUK BUIS LOOPRELING CONNECTION PIECE TUBE WALKWAY RAILING VERBINDUNGSSTÜCK SCHLAUCH LAUFSTEGGELÄNDER TUBE DE RACCORDEMENT RAMBARDE DE PASSERELLE
	A2L0005933	MONTAGE>BEVESTIGING PEILSTOK>LOOPVLAK MOUNT>MOUNTING DIPSTICK>WALKWAY MONTAGE > MONTAGE-PEILSTAB > GEHWEGE MONTAGE>MONTAGE JAUGE>PASSERELLE
	A2L0005956	BESCHERMING>DEKSEL LOOPVLAK PROTECTION>SPILLBOX COVER WALKWAY SCHUTZ>ÜBERLAUFKASTENABDECKUNG GEHWEG PROTECTION>CACHE-BOÎTE À DÉVERSOIR PASSERELLE
	A2L0006013	LOOPBORDES MONTAGE STEUN - VOORZIJDE WALKBOARD ASSEMBLY SUPPORT - FRONT WALKBOARD-MONTAGE-UNTERSTÜTZUNG - FRONT SUPPORT D'ASSEMBLAGE DE MARCHE - AVANT
	A2L0006392	HANDGREEP LOOPBORDES MET LAG LOGO - ALUMINIUM HAND GRIP WALKING PLATES WITH LAY LOGO - ALUMINUM HAND-GRIP-WALKPLATTEN MIT LAY-LOGO - ALUMINIUM PLAQUES DE MARCHE POIGNET AVEC LOGO LAYÉ - ALUMINIUM

LEUNING / LADDER / LOOPBAAN

	Article	Description
	A2L0006494	STEUN>LADDER BRACE>LADDER STÜTZE>LEITER RENFORT>ÉCHELLE
	A2L0006733	ONDERSTEUNING LOOPVLAK WALKWAY SUPPORT Gehwegunterstützung SUPPORT DE PASSERELLE
	A2L0007073	STEUNBALK>LOOPBAAN (CENTRAAL) SUPPORT BEAM>WALKWAY(CENTRAL) STÜTZBALKEN>GEHWEG (ZENTRAL) POUTRE DE SOUTIEN> PASSERELLE (CENTRALE)
	A2L0007095	STEUN OPVOUWBARE RAIL SUPPORT FOLDING RAI UNTERSTÜTZUNG DER KLAPPSCHIENE SUPPORT RAIL REPLIABLE
	A2L0007415	MONTAGEPLAAT>LOOPVLAK MOUNTING PLATE>WALKWAY MONTAGEPLATTE>GEHWEG PLAQUE DE MONTAGE> PASSERELLE
	A2L0007631	STEUNBALK>LOOPVLAK SUPPORT BEAM>WALKWAY STÜTZBALKEN>GEHWEG POUTRE DE SOUTIEN>PASSERIE
	A2L0007637	VERBINDINGSPLAAT>LOOPBAAN CONNECTION PLATE>WALKWAY ANSCHLUSSPLATTE>GEHWEG PLAQUE DE CONNEXION>PASSERELLE







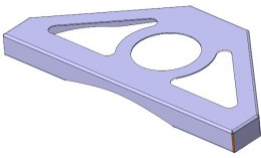
LEUNING / LADDER / LOOPBAAN

	Article	Description
	A2L0007638	MONTAGE DE LA PLAQUE DE MONTAGE HOSE BOX-ALU ANODISED;6200X300X200 SCHLAUCHKASTEN-ALU ELOXIERT;6200X300X200 BOÎTE À TUYAUX-ALU ANODISÉ;6200X300X200
	A2L0007960	LADDER>ZIJKANT>LOOPVLAK;BITUMEN LADDER>SIDE>WALKWAY;BITUMEN LEITER>SEITE>GEHWEG;BITUMEN ÉCHELLE>CÔTÉ>PASSERELLE;BITUME
	A2L0008043	STEUNBALK>LOOPVLAK SUPPORT BEAM>WALKWAY STÜTZBALKEN>GEHWEG POUTRE DE SOUTIEN>PASSERIE
	A2L0008738	STEUN MIDDENWANDELING>ZIJWANDELING SUPPORT MID WALKWAY>SIDE WALKWAY UNTERSTÜTZUNG MITTELGEHWEG > SEITLICHER GEHWEG SUPPORT PASSERELLE INTERMÉDIAIRE> PASSERELLE LATÉRALE
	A2L0008774	MONTAGEPLAAT LOOPVLAK MOUNTING PLATE WALKWAY MONTAGEPLATTE GEHWEG PLAQUE DE MONTAGE PASSERELLE
	A2L0008777	MONTAGEPLAAT>LOOPVLAK[3x300] MOUNTING PLATE>WALKWAY[3x300] MONTAGEPLATTE>GEHWEG[3x300] PLAQUE DE MONTAGE>PASSERELLE[3x300]
	A2L0008778	



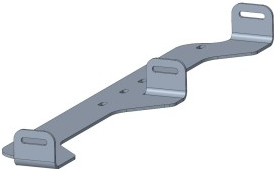

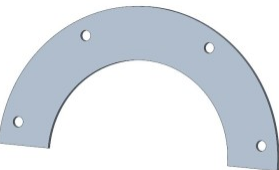


LEUNING / LADDER / LOOPBAAN

	Article	Description
	A2L0008781	HANDGREEP - ALUMINIUM HANDLE>WALKWAY[SIDE LADDER] GRIFF>GEHWEG[SEITLICHE LEITER] POIGNÉE> PASSERELLE [ÉCHELLE LATÉRALE]
	A2L0008807	BEVESTIGING GASVEER TEGEN LOOPVLAK>MONTAGESTOEL SUPPORT GAS SPRING TO WALKWAY>MOUNTING CHAIR BEFESTIGUNG DER GASFEDER AN DER TRENNSTUFEN-MONTAGE DES STUHL FIXATION DU RESSORT À GAZ À LA ROULE>FAUTEUIL DE MONTAGE
	A2L0008927	MONTAGEPLAAT>NOODREM MOUNTING PLATE>EMERGENCY BRAKE MONTAGEPLATTE > NOTBREMSE PLAQUE DE MONTAGE>FREIN D'URGENCE
	A2L0008929	STEUN OPKLAPBARE RAIL; SPECIALE LANGE VERSIE SUPPORT FOLDING RAIL;SPECIAL LONG VERSION STÜTZKLAPPSCHIENE;SONDERAUSFÜHRUNG LANG SUPPORT RAIL PLIABLE;VERSION SPÉCIALE LONGUE
	A2L0009064	LOOPVLAK-EIND>CENTRAAL LOOPVLAK WALKWAY-END>CENTRAL WALKWAY GEHWEG-ENDE>ZENTRALER GEHWEG FIN DE PASSERELLE> PASSERELLE CENTRALE
	A2L0009089	TANKLADDER-SS;[570]xH[2250] TANKLADDER-SS;[570]xH[2250] TANKLADDER-SS;[570]xH[2250] RÉSERVOIR-SS;[570]xH[2250]
	A2L0009093	VOUWLADDER-RVS;L960xW387 FOLDING LADDER-SS;L960xW387 KLAPPEITER-SS;L960xB387 ÉCHELLE PLIANTE-SS;L960xW387








LEUNING / LADDER / LOOPBAAN

	Article	Description
	A2L0009096	TREKSTANG-SS;L[1875..1945] PULLING ROD-SS;L[1875..1945] ZUGSTANGE-SS;L[1875..1945] TIGE DE TIRAGE-SS;L[1875..1945]
	A2L0009097	MONTAGEPLAAT>SLOT>LADDER MOUNTINGPLATE>LOCK>LADDER MONTAGEPLATTE>SCHLOSS>LEITER PLAQUE DE MONTAGE>SERRURE>ÉCHELLE
	A2L0009106	TANKLADDER-SS;L[570]xH[2450] TANKLADDER-SS;L[570]xH[2450] TANKLADDER-SS;L[570]xH[2450] RÉSERVOIR-SS;L[570]xH[2450]
	A2L0009108	TREKSTANG-SS;L2000 PULLING ROD-SS;L2000 ZUGSTANGE-SS;L2000 TIGE DE TIRAGE-SS;L2000
	A2L0009112	BEVESTIG>LADDER MOUNT>LADDER MONTAGE>LEITER MONTAGE>ÉCHELLE
	A2L0009261	MONTAGEPLAAT>LOOPBAAN[2xW300] MOUNTING PLATE>WALKWAY[2xW300] MONTAGEPLATTE>GEHWEG[2xB300] PLAQUE DE MONTAGE>PASSERIE[2xL300]
	A2L0010461	ONDERSTEUNING DEKSEL LEKBAK SPILLBOXCOVER SUPPORT UNTERSTÜTZUNG AUSLAUFBOXABDECKUNG SUPPORT DE COUVERCLE DE DÉVERSEUR







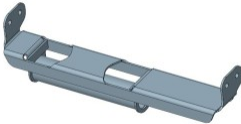
LEUNING / LADDER / LOOPBAAN

	Article	Description
	A2L0010701	ONDERSTEUNING LOOPVLAK SUPPORT WALKWAY UNTERSTÜTZUNGSGEHWEG PASSERELLE DE SOUTIEN
	A2L0011453	VOUWLADDER-SS;L810xB387 FOLDINGLADDER-SS;L810xW387 FALTLADDER-SS;L810xB387 CHARIOT PLIABLE-SS;L810xW387
	A2L0011748	MONTAGEPLAAT DUBBEL LOOPVLAK MOUNTING PLATE DOUBLE WALKWAY MONTAGEPLATTE DOPPELGEHWEG PLAQUE DE MONTAGE PASSERELLE DOUBLE
	A2M0000080	LICHTE STEUN>LADDERBEVESTIGING LICHTE STEUN>LADDERBEVESTIGING LIGHT SUPPORT>LADDER MOUNT LICHTUNTERSTÜTZUNG>LEITERMONTAGE SUPPORT LUMIÈRE>Support échelle
	A2N0001472	AFWERKINGSPLAAT>ISOLATIE>UITLAAT 3" FINISHING PLATE>INSULATION>DISCHARGE 3" ABSCHLUSSPLATTE>ISOLIERUNG>ABLASS 3" PLAQUE DE FINITION>ISOLATION>ÉVACUATION 3"
	A300000664	HEFPLAAT>ACHTERPOOL>VOUWBARE RAIL LIFT PLATE>BACK POLE>FOLDING RAIL HEBEPLATTE > RÜCKENSTANGE > KLAPPSCHIENE PLAQUE DE LEVAGE>PÔLE ARRIÈRE>RAIL REPLIABLE
	A3L0000278	STIJL KLAPRELING RECHTS, VOORSTIJL RVS L1070 PILLAR FOLDING RAIL RIGHT, FRONT PILLAR STAINLESS STEEL L1070 SÄULE FALTSCHIENE RECHTS, FRONTSÄULE EDELSTAHL L1070 PILIER RAIL PLIANT DROIT, PILIER AVANT ACIER INOXYDABLE L1070







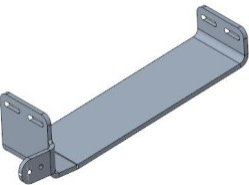
LEUNING / LADDER / LOOPBAAN

	Article	Description
	A3L0000279	ACHTERBALUSTER-SS;L1070 RECHTS BACK BALUSTER-SS;L1070RIGHT RÜCKSEITE BALUSTER-SS;L1070RECHTS BALUSTRE ARRIÈRE-SS;L1070DROITE
	A3L0000281	STIJL KLAPRELING MIDDEN PILLAR FOLDING RAIL MIDDLE SÄULE FALTSCHIENE MITTE PILIER PLIANT RAIL MILIEU
	A3L0001229	TRAP LADDER LINKS INCLUSIEF OPKLAP RELING ACHTER RVS - COMPLEET STAIR LADDER LEFT INCLUDING FOLDING RAILING REAR STAINLESS STEEL-COMLETE TREPPEN LEITER LINKS INKL. KLAP GELANDER HINTEN EDESTAHL-KOPLETTES SET ESCALIER À GAUCHE, Y COMPRIS BALUSTRADE PLIANTE ARRIÈRE EN ACIER INOXYDABLE-COMPLET
	A3L0001303	BALUSTER L1170 BALUSTER L1170 BALUSTER L1170 BALUTRE L1170
	A3L0002096	LADDERSCHOOR RECHTS LADDER STRUT RIGHT LEITERSTREBE RECHTS SUPPORT ÉCHELLE DROITE
	A3L0002097	LADDERSCHOOR LINKS LADDER STRUT LEFT LEITERSTREBE LINKS SUPPORT ÉCHELLE GAUCHE
	A3L0002098	MONTAGEPLAAT LADDER MOUNTING PLATE LADDER MONTAGEPLATTE LEITER ÉCHELLE DE PLAQUE DE MONTAGE


LEUNING / LADDER / LOOPBAAN

	Article	Description
	A3L0002099	TANKSTEUN-RVS[330]>LADDERAFSCHORING TANK SUPPORT- STAINLESS STEEL [330]> LADDER DESCENT TANK UNTERSTÜTZUNG - EDELSTAHL [330]> LADER ABSTIEG SUPPORT DE RÉSERVOIR - ACIER INOXYDABLE [330]> DESCENTE D'ÉCHELLE
	A3L0002285	BEVESTIGING LOOPROOSTER/KLEMSTRIP ATTACHMENT OF WALKING GRILLE/CLAMPING STRIP BEFESTIGUNG LAUFGITTER/KLEMMLEISTE FIXATION GRILLE DE MARCHE/BANDE DE SERRAGE
	A3L0002518	GEBOGEN BUI HANDRAIL (D26.9XT2XL=1360) OUTSIDE BENT HANDRAIL (D26.9XT2XL=1360) OUTSIDE GEBOGENES GELÄNDER (D26.9XT2XL=1360) MAIN COURANTE EXTÉRIEURE PLIÉE (D26.9XT2XL = 1360)
	A3L0002520	STIJL KLAPRELING LINKS PILLAR FOLDING RAIL LEFT SÄULE FALTSCHIENE LINKS PILIER RAIL PLIANT GAUCHE
	A3L0002521	STIJL KLAPRELING LINKS ACHTER - LAG LOGO PILLAR FOLDING RAIL LEFT REAR LAG LOGO SÄULE FALTSCHIENE LINKS HINTEN LAG LOGO PILIER RAIL PLIANT ARRIERE GAUCHE LOGO LAG
	A3L0002753	STAANDER KLAP RAILING (D26.9XT2XL=1459)
	A3L0003059	SCHARNIERPLAAT>BALUSTER>HANDRAIL;VERSTERKT HINGE PLATE>BALUSTER>FOLDING RAIL;REINFORCED SCHARNIERPLATTE>BALUSTER>KLAPPSCHIENE;VERSTÄRKT PLAQUE DE CHARNIÈRE>BALUSTRE>RAIL PLIANT;RENFORCÉ








LEUNING / LADDER / LOOPBAAN

	Article	Description
	A3L0004480	KLAPLADDER-RVS-L[880]XB[387] FOLDING LADDER-Stainless Steel-L[880]XB[387] KLAPPLEITER-Edelstahl-L[880]XB[387] ÉCHELLE PLIANTE-Inox-L[880]XB[387]
	A3L0004482	OPVOUWBARE TRAP-RVS;L1160xB323 FOLDING RAIL-SS;L1160xW323 KLAPPSCHIENE-SS;L1160xB323 RAIL PLIANT-SS;L1160xW323
	A3L0004483	KLAPLADDER-RVS-L[1150]XB[387] FOLDING LADDER-SS-L[1150]XB[387] KLAPPLEITER-SS-L[1150]XB[387] ÉCHELLE PLIANTE-SS-L[1150]XB[387]
	A6L0000657	ACHTERBALUSTER-SS;L1070 REAR BALUSTER-SS;L1070 REAR BALUSTER-SS;L1070 BALUTRE ARRIÈRE-SS;L1070
	A6L0000659	GEBOUTEN HANDGREEP BOLTED HANDGRIP VERSCHRAUBTER HANDGRIFF POIGNÉE BOULONNÉE
	A6L0000665	MONTAGEPLAAT>SLOT HANDRAIL MOUNTING PLATE>LOCK HANDRAIL MONTAGEPLATTE>VERRIEGELUNGSHANDLAUF PLAQUE DE MONTAGE>MAIN COURANTE DE VERROUILLAGE
	A6L0000822	MONTAGEPLAAT>GASVEER MOUNTING PLATE>GAS SPRING MONTAGEPLATTE>GASFEDER PLAQUE DE MONTAGE>RESSORT À GAZ

LEUNING / LADDER / LOOPBAAN

Article	Description
	TRAP CONTAINERCHASSIS
	STAIRCASE CONTAINER CHASSIS
	TREPPENHAUS-CONTAINER-CHASSIS
	ESCALIER CHÂSSIS DE CONTENEUR

KOPPELING & KLEPPEN - ALGEMEEN

	Article	Description
	26DEK001	DEKSEL LEIDING 3/4" - MET DICHTING PTFE - RVS PIPE CAP 3/4"- WITH PTFE SEAL - STAINLESS STEEL ROHR-KAPPE 3/4"- MIT PTFE-DICHTUNG - EDELSTAHL BOUCHON DE TUYAU 3/4 " - AVEC JOINT DE PTFE - ACIER INOXYDABLE
	26DEK002	DEKSEL LEIDING 1 1/2" - MET DICHTING PTFE ROESTVRIJSTAAL PIPE CAP 1 1/2"- WITH PTFE SEAL - STAINLESS STEEL ROHR-KAPPE 1 1/2"- MIT PTFE-DICHTUNG - EDELSTAHL BOUCHON DE TUYAU 1 1/2 " - AVEC JOINT DE PTFE - ACIER INOXYDABLE
	26DEK003	BLINDDOP LEIDING 1" - MET DICHTING PTFE - RVS COVER,PIPE 1" - WITH SEAL PTFE - STAINLESS STEEL ABDECKUNG, ROHR 1" - MIT DICHTUNG PTFE - EDELSTAHL COUVERCLE, TUYAU 1" - AVEC JOINT PTFE - ACIER INOXYDABLE
	26DEK004	DEKSEL LEIDING 2" - MET DICHTING PTFE - ROESTVRIJSTAAL PIPE CAP 2"- WITH PTFE SEAL - STAINLESS STEEL ROHR-KAPPE 2"- MIT PTFE-DICHTUNG - EDELSTAHL BOUCHON DE TUYAU 2 " - AVEC JOINT PTFE - ACIER INOXYDABLE
	26DEK005	DEKSEL,LEIDING 3" - MET DICHTING PTFE - RVS COVER,PIPE 3" - WITH SEAL PTFE - STAINLESS STEEL ABDECKUNG, ROHR 3" - MIT DICHTUNG PTFE - EDELSTAHL COUVERCLE, TUYAU 3" - AVEC JOINT PTFE - ACIER INOXYDABLE
	26DEK006	DEKSEL,LEIDING 4" - MET DICHTING PTFE - RVS COVER, PIPE 4" - WITH SEAL PTFE - STAINLESS STEEL ABDECKUNG, ROHR 4" - MIT DICHTUNG PTFE - EDELSTAHL COUVERCLE, TUYAU 4" - AVEC JOINT PTFE - ACIER INOXYDABLE
	26DEK020	DEKSEL,LEIDING 1/2" - MET DICHTING PTFE - RVS COVER,PIPE 1/2" - WITH SEAL PTFE - STAINLESS STEEL ABDECKUNG, ROHR 1/2" - MIT DICHTUNG PTFE - EDELSTAHL COUVERCLE, TUYAU 1/2" - AVEC JOINT PTFE - ACIER INOXYDABLE

KOPPELING & KLEPPEN - ALGEMEEN

	Article	Description
	2892PS070A	TW-DEKSEL MET DRAADSTUK 1" S.S. TW CAP WITH 1" THREAD TW KAPPE MIT 1" GEWINDE TW CAP AVEC FILETAGE 1"
	28M2P0007A	FLENS ROESTVRIJSTAAL D155 X D82 / D90XSTC130X8XD11X10 FLANGE STAINLESS STEEL D155 X D82 / D90XSTC130X8XD11X10 FLANSCH EDELSTAHL D155 X D82 / D90XSTC130X8XD11X10 BRIDE ACIER INOXYDABLE D155 X D82 / D90XSTC130X8XD11X10
	28M2PS003C	COLLECTOR RVS 2" X 500 DRUKLEIDING S.S. COLLECTOR STAINLESS STEEL 2 "X 500 PRESSURE PIPE S.S. KOLLEKTOR EDELSTAHL 2 "X 500 DRUCKLEITUNG SB COLLECTEUR ACIER INOXYDABLE 2 "X 500 TUBE DE PRESSION S.S.
	28M2PS021A	ANTI DIEFSTAL KABEL RVS D6 S.S. (LENGHT 400MM.) ANTI-THEFT CABLE STAINLESS STEEL D6 (LENGTH 400MM.) DIEBSTAHLSCHUTZ KABEL EDELSTAHL D6 (LÄNGE 400MM.) CÂBLE ANTIVOL ACIER INOXYDABLE D6 (LONGUEUR 400MM.)
	28M3PS023A	PARKEERKOPPELING ROS NW 50 SS PARKING CLUTCH ROS NW 50 SS PARKKUPPLUNG ROS NW 50 SS EMBRAYAGE DE STATIONNEMENT ROS NW 50 SS
	35FLE003	FLENS,LAS DIN 28460 NW80 - TW1 ALUMINIUM FLANGE, WELD DIN 28460 NW80 - TW1 ALUMINIUM FLANSCH, SCHWEIßNAHT DIN 28460 NW80 - TW1 ALUMINIUM BRIDE, SOUDURE DIN 28460 NW80 - TW1 ALUMINIUM
	35FLE004	FLENS,LAS DIN 28460 NW100 - TW3 ALUMINIUM FLANGE, WELD DIN 28460 NW100 - TW3 ALUMINIUM FLANSCH, SCHWEIßNAHT DIN 28460 NW100 - TW3 ALUMINIUM BRIDE, SOUDURE DIN 28460 NW100 - TW3 ALUMINIUM

KOPPELING & KLEPPEN - ALGEMEEN

	Article	Description
	35FLE009	INLASFLENS ALMG3F18 BODEMKLEP NW 80/100 LAS FLANGE ALMG3F18 BOTTOM VALVE NW 80/100 LAS FLANGE ALMG3F18 UNTENVENTIL NW 80/100 LAS FLANGE ALMG3F18 SOUPE INFERIEURE NW 80/100
	35FLE026	LASFL.4K.114 GAT DIA80+GAT 4X11.5 STC 4K 92 - N3V80/0
	36KOP005	FLENSVERBINDING T-STUK NW100 (B.75.2/100 ALU)
	46DEK002	DEKSEL, LEIDING 3" - MESSING LID, PIPE 3 "-BRASS DECKEL, ROHR 3 "-MESSING COUVERCLE, PIPE 3 "-LAITON
	46MOF001	MOF 3" MESSING MUFF 3" BRASS MUFF 3 "MESSING MUFF 3 "LAITON
	46MOF005	MOF 2" MESSING (AAN BEIDE ZIJDEN VOORZIEN VAN DICHTING) MOF 2" BRASS (ON BOTH SIDES WITH SEALING) MOF 2 "MESSING (BEIDE SEITEN MIT DICHTUNG) MOF 2 "LAITON (SUR LES DEUX CÔTÉS AVEC ÉTANCHÉITÉ)
	46NIP007	VERLOOPNIPPEL 2" INWENDIG / 3" UITWENDIG MESSING CONNECTION NIPPLE 2" INWARD / 3" EXTERNAL BRASS ANSCHLUSSNIPPEL 2" INWARD / 3" EXTERNAL BRASS PINCE DE RACCORDEMENT LAITON EXTERNE 2 "INWARD / 3"

KOPPELING & KLEPPEN - ALGEMEEN

	Article	Description
	46NIP009	VERLOOPNIPP. 3" - 2" UW/UW MESSING PASS NIPPLE 3 "-2" YOUR/YOUR BRASS PASS NIPPEL 3 "-2" IHR/IHR MESSING PASSEZ LE MAMELON 3 "-2" VOTRE/VOTRE LAITON
	46NIP018	NIPPEL 3" MESSING - 07.0170 NIPPLE 3" BRASS - 07.0170 NIPPEL 3" MESSING - 07.0170 NIPPLE 3" LAITON - 07.0170
	57PLD001	COMPRESSORSLANG NW50, HITTEBESTENDIG 200°C, PIEK 240°C, 3 BAR (prijs p/m) COMPRESSOR HOSE NW50, HEAT-RESISTANT 200°C, PEAK 240°C, 3 BAR KOMPRESSOR-SCHLAUCH NW50, HITZEBESTÄNDIG BIS 200°C, MAX. 240°C, 3 BAR TUYAU DE COMPRESSEUR NW50, RÉSISTANT À LA CHALEUR 200 ° C, PIC 240 ° C, 3 BAR
	57PLD002	COMPRESSORSLANG NW75, HITTEBESTENDIG 200°C, PIEK 240°C, 3 BAR COMPRESSORSHOSE NW75, HEAT RESISTANT 200 °C, PEAK 240 °C, 3 BAR KOMPRESSOREN SLANGE NW75, HITZEBESTÄNDIG 200 ° C, PEAK 240 ° C, 3 BAR COMPRESSEURS SERPENT NW75, RÉSISTANT À LA CHALEUR 200 ° C, CRÊTE 240 ° C, 3 BAR
	65MDI077	DEBIETREGELAAR FIJNREGELING , BI-DIRECTIONEEL FLOW REGULATOR FINE CONTROL, BI DIRECTLY DURCHFLUSSREGLER FEINKONTROLLE, BI DIREKT REGULATEUR DE DEBIT CONTROLE FIN, BI DIRECTEMENT
	65MDI092	DRUKREGELAAR + BEVESTIGING+MANOMETER PRESSURE REGULATOR + CONFIRMATION + MANOMETER DRUCKREGLER + BESTÄTIGUNG + MANOMETER REGULATEUR DE PRESSION + CONFIRMATION + MANOMETRE
	65MSP015	GESTUURDE TERUGSLAGKLEP (AANSLUITING: G 1/8" + STUURLEIDING M5 INWENDIG) STEERED TERMINAL VALVE (CONNECTION: G 1/8" + STEERING M5 INTERNAL) GETRENNTES TERMINALVENTIL (ANSCHLUSS: G 1/8" + LENKUNG M5 INNEN) SOUPAPE TERMINALE DIRECTE (RACCORDEMENT: G 1/8" + DIRECTION M5 INTERNE)

KOPPELING & KLEPPEN - ALGEMEEN

	Article	Description
	73BAH007	BODEMKLEP, HYD, EST-SCHMIDT WT-40AS NW100 BOTTOM VALVE, HYDRAULIC, EST-SCHMIDT WT-40AS NW100 BODENVENTIL, HYDRAULISCH, EST-SCHMIDT WT-40AS NW100 SOUPAPE INFÉRIEURE, HYDRAULIQUE, EST-SCHMIDT WT-40AS NW100
	73BAM043	HANDVAT CLEAN FLOW VOETKLEP COMPLEET HANDLE CLEANFLOW FOOT VALVE ASSY GRIFF CLEANFLOW-FUSSVENTIL-BAUGRUPPE POIGNÉE CLEANFLOW VALVE DE PIED ENSEMBLE
	73BAP102	BODEMKLEP PNEUM. + ZEEF (H =115) BOTTOM VALVE PNEUMATIC + STRAINER (H = 115) BODENVENTIL PNEUMATISCH + SIEB (H = 115) VALVE INFÉRIEURE PNEUMATIQUE + CRÉPINE (H = 115)
	73BAP196	CLEANFLOW FOOTVALVE 45°,4",EN14433 (FORTVALE 875/8214SS) CLEANFLOW FOOT VALVE 45°,4", EN14433 (FORTVALE 875/8214SS) CLEANFLOW FUßVENTIL 45°,4", EN14433 (FORTVALE 875/8214SS) CLAPET À PIED CLEANFLOW 45 °, 4 ", EN14433 (FORTVALE 875 / 8214SS)
	73BAP197	CLEANFLOW FOOTVALVE 45°,3",EN14433 (FORTVALE 845/1370ASS) CLEANFLOW FOOT VALVE 45°,3", EN14433 (FORTVALE 845/1370ASS) CLEANFLOW FUßVENTIL 45°,3", EN14433 (FORTVALE 845/1370ASS) CLAPET À PIED CLEANFLOW 45 °, 3 ", EN14433 (FORTVALE 845 / 1370ASS)
	73BAP203	SEALTYT FOOTVALVE,FV,4",105°,STST316 SEALTYT FOOTVALVE, FV, 4 ", 105 °, STST316 SEALTYT-FUßVENTIL-, FV, 4 ", 105 °, STST316 SEALTYT CLAPET, FV,4 ", 105 °, STST316
	73BDR130	ROESTVRIJSTAAL KAP VOOR VACUUMVENTIEL UNIACT 2" STAINLESS STEEL CAP FOR VACUUM VALVE UNIACT 2" EDELSTAHL KAPPE FÜR VAKUUMVENTIL UNIACT 2" BOUCHON EN ACIER INOXYDABLE POUR SOUPAPE D'ASPIRATION UNIACT 2"

KOPPELING & KLEPPEN - ALGEMEEN

	Article	Description
	73BDR246	GIRARD MEGAFLO SRV DN80 2.62BAR/-0.21BAR GIRARD MEGAFLO SRV DN80 2.62BAR/-0.21BAR GIRARD MEGAFLO SRV DN80 2.62BAR/-0.21BAR GIRARD MEGAFLO SRV DN80 2.62BAR / -0.21BAR
	73BDR268	VACUUMVENTIEL PEROLO (YAK, R2",0.21 B - CE) VACUUM VALVE PEROLO (YAK, R2",0.21 B - CE) VAKUUMVENTIL PEROLO (YAK, R2",0.21 B - CE) VALVE D'ASPIRATION PEROLO (YAK, R2 ", 0.21 B - CE)
	73BDR282	VACUUMVENTIEL PEROLO YAK V, R2",0.02 B,CE,FOOD ATT (ZONDER KAP) VACUUM VALVE PEROLO YAK V, R2",0.02 B,CE,FOOD ATT (WITHOUT CAP) VAKUUMVENTIL PEROLO YAK V, R2",0.02 B,CE, LEBENSMITTEL ATT (OHNE KAPPE) VANNE D'ASPIRATION PEROLO YAK V, R2 ", 0.02 B, CE, ATT. ALIMENTAIRE (SANS CAPUCHON)
	73BDR283	VEILIGHEIDSVENTIEL: FV CE58/04300 - 3 BAR (43PSI) SAFETY VALVE: FV CE58 / 04300 - 3 BAR (43PSI) SICHERHEITSVENTIL: FV CE58 / 04300 - 3 BAR (43PSI) SOUPAPE DE SECURITE: FV CE58 / 04300 - 3 BAR (43PSI)
	73BDR354	FORT VALE TWINACT 2 1/2", 2.95 BAR FORT VALE TWINACT 2 1/2", 2.95 BAR FORT VALE TWINACT 2 1/2", 2,95 BAR FORT VALE TWINACT 2 1/2", 2.95 BARS
	73BDR364	BREEKPLAAT,CONTINENTAL,DN65,2.41 BAR/20GRC FRACTOR,CONTINENTAL,DN65,2.41 BAR/20GRC FRAKTOR, KONTINENTAL, DN65, 2,41 BAR/20GRC FRACTEUR,CONTINENTAL,DN65,2.41 BAR/20GRC
	73BDR366	FORT VALE TWINACT 2 1/2", 3.30/-0.21 BAR FORT VALE TWINACT 2 1/2", 3.30/-0.21 BAR FORT VALE TWINACT 2 1/2", 3,30/-0,21 BAR FORT VALE TWINACT 2 1/2", 3.30/-0.21 BAR

KOPPELING & KLEPPEN - ALGEMEEN

	Article	Description
	73BDR370	FORT VALE TWINACT 2 1/2", 2.50/-0.00 BAR FORT VALE TWINACT 2 1/2", 2.50/-0.00 BAR FORT VALE TWINACT 2 1/2", 2.50/-0.00 BAR FORT VALE TWINACT 2 1/2", 2.50/-0.00 BAR
	73BDR371	FORT VALE TWINACT 1 1/2", 2.6/-0.21 BAR FORT VALE TWINACT 1 1/2", 2.6/-0.21 BAR FORT VALE TWINACT 1 1/2", 2.6/-0.21 BAR FORT VALE TWINACT 1 1/2", 2.6/-0.21 BAR
	73EBV001	ELASTISCHE BUISVERBINDING , NW100, ELAFLEX ERV 100 TW VSD (MET VACUUM SPIRAAL) ELASTIC TUBE CONNECTION, NW100, ELAFLEX ERV 100 TW VSD (WITH VACUUM SPIRAL) ELASTISCHE SCHLAUCHVERBINDUNG, NW100, ELAFLEX ERV 100 TW VSD (MIT VAKUUM SPIRALE) RACCORD DE TUBE ÉLASTIQUE, NW100, ELAFLEX ERV 100 TW VSD (AVEC SPIRALE SOUS VIDE)
	73EBV003	ELASTISCHE BUISVERBINDING, NW80, ELAFLEX ERV 80 TW VSD (VACUUM SPIRAAL) ELASTIC TUBE CONNECTION, NW80, ELAFLEX ERV 80 TW VSD (VACUUM SPIRAL) ELASTISCHE ROHRVERBINDUNG, NW80, ELAFLEX ERV 80 TW VSD (VAKUUM SPIRALE) RACCORDEMENT DE TUBE ÉLASTIQUE, NW80, ELAFLEX ERV 80 TW VSD (SPIRALE DE VIDE)
	73FLU067	FILTERELEMENT TYPE P-SRF V 10/30 FILTER ELEMENT TYPE P-SRF V 10/30 FILTERELEMENT TYP P-SRF V 10/30 ÉLÉMENT FILTRANT TYPE P-SRF V 10/30
	73KGL012	KIJKGLAS+ UITLAAT 3" + AFSLUITKLEP,SGAT KL80 PRODUCT VIEW GLASS + EXHAUST 3" + VALVE VALVE, SGAT KL80 PRODUKTANSICHT GLAS + AUSPUFF 3" + VENTILVENTIL, SGAT KL80 VUE PRODUIT VERRE + ECHAPPEMENT 3" + VALVE VALVE, SGAT KL80
	73KGL044	KIJKGLAS 50 MM MET RVS INLASFLENS PRODUCT VIEW GLASS 50 MM WITH STAINLESS STEEL INLAS FLANGE PRODUKTANSICHT GLAS 50 MM MIT INLASFLASCHE AUS EDELSTAHL VUE PRODUIT VERRE 50 MM AVEC BRIDE INLAS EN ACIER INOXYDABLE

KOPPELING & KLEPPEN - ALGEMEEN

	Article	Description
	73KGL057	KIJKGLAS, 4", NW100-TW3 (82 MM) SIGHT GLASS, 4", NW100-TW3 (82 MM) SCHAUGLAS, 4", NW100-TW3 (82 MM) JAUGE, 4 ", NW100-TW3 (82 MM)
	73KGL076	
	73KKR004	KOGELKRAAN, NW50, 3-DELIG, 2" MOFAANSLUITING / LENGTE =155 BALL VALVE, NW50, 3-PART, 2" MOF CONNECTION/ LENGTH =155 KUGELVENTIL, NW50, 3-PART, 2" MOF VERBINDUNG/ LÄNGE =155 VANNE À BOULE, NW50, EN 3 PIÈCES, 2 "CONNEXION MOF / LONGUEUR = 155
	73KKR006	KOGELKRAAN,NW 1 1/2", MOFAANSLUITING-PN 16 HUIS:MS VERNIKKELD
	73KKR007	KOGELKRAAN NW1 1/4" BALL VALVE NW1 1/4" KUGELVENTIL NW1 1/4" VALVE À BILLE NW1 1/4 "
	73KKR008	KOGELKRAAN, NW 1" (MOFAANSLUITING-PN 16 HUIS:MS VERNIKKELD) BALL VALVE, NW 1" (MOF CONNECTION - PN 16 HOUSING: MS NICKEL PLATED) KUGELVENTIL, NW 1" (MOF VERBINDUNG - PN 16 GEHÄUSE: MS VERNICKELT) VANNE À BOULE, NW 1 "(CONNEXION MOF - PN 16 BOÏTIER: MS NICKEL PLAQUÉ)
	73KKR009	KOGELKRAAN, NW 1/2", GONDROM 06.0207 BALL VALVE, NW 1/2", GONDROM 06.0207 KUGELVENTIL, NW 1/2", GONDROM 06.0207 VANNE À BOULE, NW 1/2 ", GONDROM 06.0207

KOPPELING & KLEPPEN - ALGEMEEN

	Article	Description
	73KKR010	KOGELKRAAN NW1/4", GONDROM 06.0205 BALL VALVE NW1/4", GONDROM 06.0205 KUGELVENTIL NW1/4", GONDROM 06.0205 VANNE À BOULE NW1 / 4 " , GONDROM 06.0205
	73KKR014	KOGELKRAAN NW2", GONDROM 06.0200 BALL VALVE NW2", GONDROM 06.0200 KUGELVENTIL NW2", GONDROM 06.0200 VANNE À BOULE NW2 " , GONDROM 06.0200
	73KKR015	KOGELKRAAN , NW2" BALL VALVE, NW2" KUGELVENTIL, NW2" VANNE À BOULE, NW2"
	73KKR017	KOGELKRAAN NW25-1", 3-DELIG,GILLAIN N-640 BALL VALVE NW25-1", 3-PART,GILLAIN N-640 KUGELVENTIL NW25-1", 3-TEILE,GILLAIN N-640 VANNE À BOULE, NW25-1 " , 3 PIÈCES, GILLAIN N-640
	73KKR026	KOGELKRAAN , NW50, 2-DELIG, 2" ROESTVRIJSTAAL (PFTE DICHTING - VOLLE DOORLAAT) BALL VALVE, NW50, 2-PART, 2" STAINLESS STEEL (PFTE SEAL - FULL PASSTHROUGH) KUGELVENTIL, NW50, 2-PART, 2" EDELSTAHL (PFTE DICHTUNG - FULL PASSTHROUGH) VANNE À BOULE, NW50, EN 2 PARTIES, ACIER INOXYDABLE DE 2 "(JOINT PFTE - INTÉGRAL)
	73KKR039	KOGELKRAAN NW38, 2-DELIG, 1 1/2" ROESTVRIJSTAAL BALL VALVE NW38, 2-PART, 1 1/2" STAINLESS STEEL KUGELVENTIL NW38, 2-PART, 1 1/2" EDELSTAHL VANNE À BOULE NW38, EN 2 PARTIES, ACIER INOXYDABLE 1 1/2 "
	73KKR040	KOGELKRAAN, NW 25, 2-DELIG, 1" RVS (DICHT.PTFE - VOLLE DOORLAAT) BALL VALVE, NW 25, 2-PART, 1" STAINLESS STEEL (SEAL PTFE - FULL PASSTHROUGH) KUGELVENTIL, NW 25, 2-PART, 1" EDELSTAHL (DICHTUNG PTFE - FULL PASSTHROUGH) VANNE À BOULE, NW 25, EN 2 PARTIES, 1 "ACIER INOXYDABLE (JOINT PTFE - INTEGRAL)






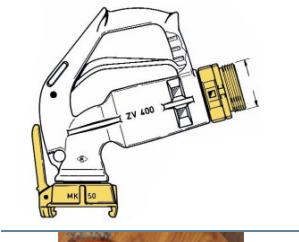

KOPPELING & KLEPPEN - ALGEMEEN

	Article	Description
	73KKR041	KOGELKRAAN NW15, 2-DELIG, 1/2" ROESTVRIJSTAAL BALL VALVE NW15, 2-PART, 1/2" STAINLESS STEEL KUGELVENTIL NW15, 2-PART, 1/2" EDELSTAHL VANNE À BOULE NW15, EN 2 PARTIES, 1/2 "ACIER INOXYDABLE
	73KKR042	KOGELKRAAN,NW 20, 2-DELIG, 3/4" RVS (BV2-11 DN 3/4", DICTH.PTFE - VOLLE DOORLAAT) BALL VALVE, NW 20, 2-PART, 3/4" STAINLESS STEEL (BV2-11 DN 3/4", SEAL PTFE - FULL PASSTHROUGH) KUGELVENTIL, NW 20, 2-PART, 3/4" EDELSTAHL (BV2-11 DN 3/4", DICHTUNG PTFE - FULL PASSTHROUGH) VANNE À BOULE, NW 20, EN 2 PARTIES, ACIER INOXYDABLE 3/4 "(BV2-11 DN 3/4", JOINT PTFE - INTÉGRAL)
	73KKR064	KOGELKRAAN,NW 32, 2-DELIG, 1 1/4" RVS (BV2-11 DN 1/4", DICTH.PTFE - VOLLE DOORLAAT) BALL VALVE, NW 32, 2-PART, 1 1/4" STAINLESS STEEL (BV2-11 DN 1 1/4", SEAL PTFE - FULL PASSTHROUGH) KUGELVENTIL, NW 32, 2-PART, 1 1/4" EDELSTAHL (BV2-11 DN 1 1/4", DICHTUNG PTFE - FULL PASSTHROUGH) VANNE À BOULE, NW 32, EN 2 PARTIES, ACIER INOXYDABLE 1 1/4 "(BV2-11 DN 1 1/4", JOINT PTFE - INTÉGRAL)
	73KKR127	KOGELKRAAN, NW 50, HANDGREEP, EN 14432 BALL VALVE, NW 50, HANDLE, EN14432 KUGELHAHN, NW 50, GRIFF, EN14432 VALVE À BILLE, NW 50, POIGNÉE, EN14432
	73KKR129	KOGELKRAAN, PEROLO, NW32, HANDGREEP (EN14432) BALL VALVE, PEROLO, NW32, HANDGRIP (EN14432) KUGELVENTIL, PEROLO, NW32, HANDGRIFF (EN14432) VANNE À BOULE, PEROLO, NW32, POIGNEE (EN14432)
	73KRO036	HENDEL MET TIR-BLOK.PL. VLINDERKLEP BURGMER HANDLE WITH TIR-BLOCK.PL. BUTTERFLY VALVE BURGMER GRIFF MIT TIR-BSCHLOSS.PL. DROSSELKLAPPE BURGMER POIGNÉE AVEC TIR-BLOCK.PL. BURGMERE VALVE PAPILLON
	73KRO037	HENDEL VEERBELAST (DN15-50) SPRING-LOADED HANDLE (DN15-50) GEFEDERTER GRIFF (DN15-50) POIGNÉE À RESSORT (DN15-50)




KOPPELING & KLEPPEN - ALGEMEEN

	Article	Description
	73KRO056	FORTY MAIN O-RING (VOOR 73BDR132) 5005-118 FORTY MAIN O-RING (FOR 73BDR132) 5005-118 FORTY MAIN O-RING (FÜR 73BDR132) 5005-118 FORTY O-RING PRINCIPAL (POUR 73BDR132) 5005-118
	73KRO066	ACTUATOR VOOR FORT VALE KOGELKRAAN TYPE 370 ACTUATOR FOR FORT VALE BALL VALVE TYPE 370 STELLANTRIEB FÜR FORT VALE KUGELVENTIL TYP 370 ACTIONNEUR POUR VANNE A BOULE FORT VALE TYPE 370
	73KRO067	AS ADAPTER TSS FV KRAAN EN KINETROL ACTUATOR COMME ADAPTATEUR TSS FV CRANE ET ACTIONNEUR KINETROL ALS ADAPTER TSS FV CRANE UND KINETROL ACTUATOR AS ADAPTER TSS FV CRANE AND KINETROL ACTUATOR
	73KRO096	DICHTING BODEMKL,PEROLO,3", PEROLO - 7010150053 FEP/SILICONE O-RING SEALING BOTTOM VALVE, PEROLO 3 ", PEROLO - 7010150053 FEP / SILICONE O-RING DICHTUNGSBODENVENTIL, PEROLO 3 ", PEROLO - 7010150053 FEP / SILIKON O-RING SOUPAPE D'ÉTANCHÉITÉ DE PEROLO 3 ", PEROLO - 7010150053 O-RING FEP / SILICONE
	73KRO102	HENDEL, BARREL LOCK HANDLE ASSY (PART OF 73VLK151) HANDLE, HANDLE BARREL LOCK ASSY (PART OF 73VLK151) GRIFF, BARREL LOCK HANDLE ASSY (TEIL VON 73VLK151) POIGNÉE, POIGNÉE DE SERRURE DE BARREL (PARTIE DE 73VLK151)
	73KRO140	HEFBOOM VERBINDING VLINDERKLEP/KABELBEDIENING HEFBOOM VERBINDING VLINDERKLEP/KABELBEDIENING HEBELANSCHLUSS ABSPERRKLAPPE/SEILANTRIEB CONNEXION À LEVIER VANNE PAPILLON/ACTIONNEUR À CÂBLE
	73KRO141	BOUT VOOR HEFBOOM VERBINDING VLINDERKLEP/KABELBEDIENING BOLT FOR LEVER CONNECTION BUTTERFLY VALVE/CABLE CONTROL BOLZEN FÜR HEBELANSCHLUSS ABSPERRKLAPPE/SEILSTEUERUNG BOULON POUR CONNEXION DU LEVIER VANNE PAPILLON/COMMANDE PAR CÂBLE

KOPPELING & KLEPPEN - ALGEMEEN

	Article	Description
	73KRO142	RONDEL VOOR HEFBOOM VERBINDING VLINDERKLEP/KABELBEDIENING RONDEL FOR LEVER CONNECTION BUTTERFLY VALVE/CABLE CONTROL RONDELL FÜR HEBELANSCHLUSSKLAPPE/SEILANTRIEB RONDELLE POUR CONNEXION À LEVIER VANNE PAPILLON/ACTIONNEUR À CÂBLE
	73LPC006	LOSBUIS , 2" AG , DIAMETER 42mm DISCHARGE TUBE, 2" AG , DIAMETER 42mm ABLASSROHR, 2" AG , DURCHMESSER 42mm TUBE DE DECHARGE, 2 "AG, DIAMETRE 42mm
	73LPC008	LOSPISTOOL 2" SCULLY COM VII DISCHARGE PISTOL 2" SCULLY COM VII ENTLADEPISTOLE 2" SCULLY COM VII PISTOLET DE DÉCHARGE 2 "SCULLY COM VII
	73LPC017	PISTOOLKRAAN TODO 2" MET SWIVEL EN WARTELMOER PISTOL TAP TODO 2" WITH SWIVEL AND UNION NUT PISTOL TAP TODO 2" MIT ÜBERWURFMUTTER ROBINET DE PISTOLET TODO 2 "AVEC PIVOT ET ÉCROU PIVOTANT
	73LPC027	PISTOOL ELAFLEX ZV 500.2 (2" uitwendig) PISTOL ELAFLEX ZV 500.2 (with glas) PISTOL ELAFLEX ZV 500.2 2" PISTOLET ELAFLEX ZV 500.2
	73LPC032	PISTOOL ELAFLEX ZV 400.2 - ZV 400.2 PISTOL ELAFLEX ZV 400.2-ZV 400.2 PISTOLE ELAFLEX ZV 400,2-ZV 400,2 PISTOLET ELAFLEX ZV 400,2-ZV 400,2
	73LPC033	PISTOOLKRAAN TODO 2" TODO-SNAP LUG NUT PISTOL TAP TODO 2" TODO-SNAP LUG NUT PISTOL TAP TODO 2" TODO-SCHNAPPRADMUTTER ROBINET DE PISTOLET TODO 2 "TODO- ECROU DE ROUE SNAP

KOPPELING & KLEPPEN - ALGEMEEN

	Article	Description
	73LPO002	KIJKGLAS VOOR SCULLY COM VII VIEW GLASS FOR SCULLY COM VII GLASANSICHT FÜR SCULLY COM VII VOIR LE VERRE POUR SCULLY COM VII
	73PBK016	PNEUM.2-WEGKRAAN , DUBBELTRAPS , NW 80 - ZVL 80/2M + KR-3-ST
	73PBK043	PNEUMATISCH GESTUURDE KRAAN,2",ROESTVRIJSTAAL 316L PNEUMATICALLY CONTROLLED TAP, 2",STAINLESS STEEL 316L PNEUMATISCH GESTEUERTER HAHN, 2",EDELSTAHL 316L ROBINET PNEUMATIQUEMENT CONTRÔLÉ, 2 " , ACIER INOXYDABLE 316L
	73PBK099	SLANGAFSLUITER-POM[WHITE;NW50];THREAD[2";INW] HOSE VALVE-POM [WHITE, NW50] THREAD [2" INNER THREAD) SCHLAUCHVENTIL-POM [WEISS, NW50]; GEWINDE [2" INNENGEWINDE) TUYAU VALVE-POM [BLANC, NW50]; FILETAGE [2" ; FIL INTÉRIEUR)
	73PBK122	PNEUM.VLINDERKLEP,NW80-3",WIDDOP CLAMPED,EN 14432 PNEUM.BUTTERFLY VALVE,NW80-3",WIDDOP CLAMPED,EN 14432 PNEUM.ABSPERRKLAPPE,NW80-3",WIDDOP GEKLEMMT,EN 14432 VANNE PAPILLON PNEUMATIQUE,NW80-3",WIDDOP CLAMPED,EN 14432
	73PBK123	PNEUM.VLINDERKLEP,NW80-3",WIDDOP CLAMPED,EN 14432 PNEUM.BUTTERFLY VALVE,NW80-3",WIDDOP CLAMPED,EN 14432 PNEUM.ABSPERRKLAPPE,NW80-3",WIDDOP GEKLEMMT,EN 14432 VANNE PAPILLON PNEUMATIQUE,NW80-3",WIDDOP CLAMPED,EN 14432
	73PLK008	PLUGKRAAN GR 2" MESSING PLUG TAP GR 2" BRASS STECKER GR 2" MESSING ROBINET PLUG GR 2 "LAITON

KOPPELING & KLEPPEN - ALGEMEEN

	Article	Description
	73SWI010	SWIVEL 2" BSP INWENDIG / UITWENDIG SWIVEL 2" BSP INTERNAL/EXTERNAL DREHGELENK 2" BSP INTERN/EXTERN PIVOT 2 "BSP INTERNE / EXTERNE
	73TSK015	TERUGSLAGKLEP,NW 2" - IG, 20.0626
	73TSK018	TERUGSLAGKLEP,NW80 - NIEHUSER N31.80 RETURN VALVE, NW80 - NIEHUSER N31.80 RÜCKSENDEVENTIL NW80 - NIEHUSER N31.80 SOUPE DE RETOUR, NW80 - NIEHUSER N31.80
	73TSK028	TERUGSLAGKLEP NW2 IG,EUROPA CHECK VALVE NW2 IG,EUROPA RÜCKSCHLAGVENTIL NW2 IG,EUROPA SOUPE DE RETOUR NW2 IG, EUROPE
	73TSK039	TERUGSLAGKLEP,MONDEO,2",ROESTVRIJSTAAL CHECK VALVE,MONDEO,2",(STAINLESS STEEL) RÜCKSCHLAGVENTIL,MONDEO,2",(EDELSTAHL) SOUPE DE RETOUR, MONDEO, 2 ", (ACIER INOXYDABLE)
	73TSK040	TERUGSLAGKLEP, MONDEO, 3" , ROESTVRIJSTAAL CHECK VALVE, MONDEO, 3" , (STAINLESS STEEL) RÜCKSCHLAGVENTIL, MONDEO, 3" , (EDELSTAHL) SOUPE DE RETOUR, MONDEO, 3" , (ACIER INOXYDABLE)
	73TSK042	TERUGSLAGKLEP NW1/2" INWENDIG (ROESTVRIJSTAAL) CHECK VALVE NW1/2" INTERNALLY (STAINLESS STEEL) RÜCKSCHLAGVENTIL NW1/2" INTERN (EDELSTAHL) SOUPE DE RETOUR NW1 / 2 " EN INTERNE (ACIER INOXYDABLE)

KOPPELING & KLEPPEN - ALGEMEEN

	Article	Description
	73VLK005	VLINDERKLEP BURGMER NW100 ,TW - DICHTING RVS BUTTERFLY VALVE BURGMER NW100 ,TW - SEAL STAINLESS STEEL DROSSELKLAPPE BURGMER NW100 ,TW - DICHTUNG EDELSTAHL SOUPAPE PAPILLON BURGMER NW100, TW - ACIER INOXYDABLE
	73VLK032	VLINDERKLEP EBRO NW80 KLEP EN AS : RVS - PTFE / SILIKON BUTTERFLY VALVE NW80 , GONDROM, 06.6690 (STAINLESS STEEL VALVE+ AXLE) DROSSELKLAPPE NW80 , GONDROM, 06.6690 (EDELSTAHL VENTIL+ACHSE) SOUPAPE PAPILLON NW80, GONDROM, 06.6690 (SOUPAPE ACIER INOXYDABLE + AXE)
	73VLK034	VLINDERKLEP NW80, NORRIS, SEAL, M, 1244-53B-1A (VLG-GEKEURD) BUTTERFLY VALVE NW80, NORRIS, SEAL, M, 1244-53B-1A (VLG-APPROVED) SCHMETTERLINGVENTIL NW80, NORRIS, DICHTUNG, M, 1244-53B-1A (VLG-GENEHMIGT) ROBINET PAPILLON NW80, NORRIS, JOINT M, 1244-53B-1A (APPROUVE PAR VLG)
	73VLK043	VLINDERKLEP,NW80-3",WIDDOP,VOLLE DOORLAAT BUTTERFLY VALVE,NW80-3",WIDD CAP,FULL PORT ABSPERRVENTIL, NW80-3", WEITER KAPPE, VOLLSTÄNDIGER ANSCHLUSS VANNE PAPILLON,NW80-3",CAPUCHON WIDD,PORT PLEIN
	73VLK063	VLINDERKLEP NW50, 2 X R2" BUITENDRAAD, ROESTVRIJSTAAL 304 BUTTERFLY VALVE NW50, 2XR2" EXTERNAL WIRE, STAINLESS STEEL 304 DROSSELKLAPPE NW50, 2XR2" EXTERN DRAHT, EDELSTAHL 304 SOUPAPE PAPILLON NW50, 2XR2 "FILETAGE EXTÉRIEUR, ACIER INOXYDABLE 304
	73VLK080	VLINDERKLEP, FV 3" RVS BUTTERFLY VALVE, FV3 "RVS SCHMETTERLINGSVENTIL, FV3 "RVS VANNE PAPILLON FV3 "RVS
	73VLK107	VLINDERKLEP NW50 , S+R2"IG, ROESTVRIJSTAAL 304 BUTTERFLY VALVE NW50 , S+R2"IG, STAINLESS STEEL 304 DROSSELKLAPPE NW50 , S+R2"IG, EDELSTAHL 304 SOUPAPE PAPILLON NW50, S + R2 "IG, ACIER INOXYDABLE 304

KOPPELING & KLEPPEN - ALGEMEEN

	Article	Description
	73VLK142	<p>VLINDERKLEP, M&S CLASSIC, RVS304, GS, NW50 (DICHTING SILICONE ROOD)</p> <p>BUTTERFLY VALVE, M & S CLASSIC, RVS304, GS, NW50 (CLOSING SILICONE RED)</p> <p>SCHMETTERLINGSVENTIL, M & S CLASSIC, RVS304, GS, NW50 (SCHLIESSEN SILIKON ROT)</p> <p>ROBINET PAPILLON, CLASSIC M & S, RVS304, GS, NW50 (ROUGE SILICONE FERMETURE)</p>
	73VLK151	<p>VLINDERKLEP ,FORT VALE 3", UNIFLY EXT. ,OD89 (VIERTANT SLOT)</p> <p>BUTTERFLY VALVE, FORT VALE 3", UNIFLY EXT. ,OD89 (SQUARE LOCK)</p> <p>DROSSELKLAPPE, FORT VALE 3", UNIFLY EXT. ,OD89 (QUADRATISCH SCHLOSS)</p> <p>SOUPAPE PAPILLON, FORT VALE 3 ", UNIFLY EXT., OD89 (SERRURE DE SURETE)</p>
	73VLK174	<p>HENDELKIT VLINDERKLEP BRAY NW100, MET RVS 10 POS.TANDPLAAT</p> <p>HANDLE KIT BUTTERFLY VALVE BRAY NW100, WITH STAINLESS STEEL 10 POSITION PLATE</p> <p>GRIFF KIT SCHMETTERLING VENTIL BRAY NW100, MIT EDELSTAHL 10 POSITIONSPLATTE</p> <p>KIT POIGNEE ROBINET PAPILLON BRAY NW100, AVEC PLAQUE 10 POSITIONS EN ACIER INOXYDABLE</p>
	73VLK249	<p>VLINDERKLEP ,NW100 (4"), CLAMPED, PNEUMATISCH , FORT VALE TYPE 468/70HTBPN- HOGE TEMPERATUUR</p> <p>BUTTERFLY VALVE,NW100 (4"), CLAMPED, PNEUMATIC, FORT VALE TYPE 468/70HTBPN- HIGH TEMPERATURE</p> <p>DROSSELKLAPPE,NW100 (4"), EINGESPANNT, PNEUMATISCH, FORT VALE TYP 468/70HTBPN- HOHE TEMPERATUREN</p> <p>SOUPAPE PAPILLON, NW100 (4 "), FIXE, PNEUMATIQUE, FORT VALE TYPE 468 / 70HTBPN-HAUTE TEMPERATURE</p>
	73VLK302	<p>VLINDERKLEP, BURGMER, NW100, PN10 (TYPE BA1-11/100P3SCNAAA5D , AFST.BED.)</p> <p>BUTTERFLY VALVE, BURGMER, NW100, PN10 (TYPE BA1-11 / 100P3SCNAAA5D, DISTANCE)</p> <p>SCHMETTERLINGSVENTIL, BURGMER, NW100, PN10 (TYP BA1-11 / 100P3SCNAAA5D, DISTANZ)</p> <p>VANNE À PAPILLON BURGMER NW100, PN10 (TYPE BA1-11 / 100P3SCNAAA5D, DISTANCE)</p>
	73VLK319	<p>VLINDERKLEP,KIESELMANN, DN100,6XSTC.146 - RVS</p> <p>BUTTERFLY VALVE, KIESELMANN, DN100,6XSTC.146 - STAINLESS STEEL</p> <p>SCHMETTERLINGSVENTIL, KIESELMANN, DN100, 6XSTC.146 - EDELSTAHL</p> <p>VALVE DE PAPILLON, KIESELMANN, DN100,6XSTC.146 - ACIER INOXYDABLE</p>
	73VLK320	<p>VLINDERKLEP,KIESELMANN, DN50XSTC.90 - RVS</p> <p>BUTTERFLY VALVE, KIESELMANN, DN50 XTC.90 - STAINLESS STEEL</p> <p>SCHMETTERLINGSVENTIL, KIESELMANN, DN50 XTC.90 - ROSTFREIER STAHL</p> <p>VALVE DE PAPILLON, KIESELMANN, DN50 XTC.90 - ACIER INOXYDABLE</p>

KOPPELING & KLEPPEN - ALGEMEEN

	Article	Description
	74GEK008	STRAALPIJP, GEKA, MS, MET SNELKOPPELING NOZZLE, GEKA, MS, WITH SHORTCUT DÜSE, GEKA, MS, MIT SHORTCUT BUSE, GEKA, MS, AVEC RACCOURCI
	74GUI003	KOPPELING GUILLEMIN, RVS NW 50, 2"K INWENDIGE DRAAD COUPLING GUILLEMIN, STAINLESS STEEL NW 50, 2 "K INTERNAL THREAD KUPPLUNG GUILLEMIN, EDELSTAHL NW 50, 2 "K INNENGEWINDE RACCORD GUILLEMIN, ACIER INOXYDABLE NW 50, 2 "K FILETAGE INTERNE
	74GUI005	KOPPELING GUILLEMIN, ROESTVRIJSTAAL NW80,3"K INWENDIGE DRAAD COUPLING GUILLEMIN, STAINLESS STEEL NW80,3"K FEMALE THREAD KUPPLUNG GUILLEMIN, EDELSTAHL NW80,3"K INNENGEWINDE RACCORD GUILLEMIN, ACIER INOXYDABLE NW80,3 "K FILETAGE FEMELLE
	74GUI007	KOPPELING , GUILLEMIN , DEKSEL, ALUMINIUM NW 80 COUPLING, GUILLEMIN, LID, ALUMINIUM NW 80 KUPPLUNG, GUILLEMIN, LID, ALUMINIUM NW 80 RACCORD, GUILLEMIN, COUVERCLE, ALUMINIUM NW 80
	74GUI012	KOPPELING GUILLEMIN, ALUMINIUM NW 50,2"K INWENDIGEDRAAD COUPLING GUILLEMIN, ALUMINIUM NW 50,2"K FEMALE THREAD KUPPLUNG GUILLEMIN, ALUMINIUM NW 50,2"K INNENGEWINDE RACCORD GUILLEMIN, ALUMINIUM NW 50,2 "K FILETAGE FEMELLE
	74GUI013	KOPPELING GUILLEMIN, ALUMINIUM NW50, 2" K INWEDIGE DRAAD COUPLING GUILLEMIN, ALUMINIUM NW50, 2" K FEMALE THREAD KUPPLUNG GUILLEMIN, ALUMINIUM NW50, 2" K INNENGEWINDE RACCORD GUILLEMIN, ALUMINIUM NW50, 2 "K FILETAGE FEMELLE
	74GUI019	KOPPELING GUILLEMIN ALUMINIUM NW80,3"K INWENDIGE DRAAD MET VERGREDELING COUPLING GUILLEMIN ALUMINIUM NW80,3"K FEMALE THREAD WITH LOCK KUPPLUNG GUILLEMIN ALUMINIUM NW80,3"K INNENGEWINDE MIT SCHLOSS RACCORD GUILLEMIN ALUMINIUM NW80,3 "K FILETAGE FEMELLE AVEC SERRURE







KOPPELING & KLEPPEN - ALGEMEEN

	Article	Description
	74GUI036	KOPPELING GUILLEMIN, RVS NW100, 4\"K INWENDIGE DAAD COUPLING GUILLEMIN, STAINLESS STEEL NW100, 4 \"K INTERNAL ACT KUPPLUNG GUILLEMIN, EDELSTAHL NW100, 4 \"K INTERNAL ACT L'EMBAYAGE GUILLEMIN, ACIER INOXYDABLE NW100, 4 \"K ACTE INTERNE
	74GUI052	KOPPELING GUILLEMIN, RVS NW 50, 2\"K UITWENDIGE DRAAD COUPLING GUILLEMIN, STAINLESS STEEL NW 50, 2 \"K EXTERNAL THREAD KUPPLUNG GUILLEMIN, EDELSTAHL NW 50, 2 \"K AUßENGEWINDE L'EMBAYAGE GUILLEMIN, ACIER INOXYDABLE NW 50, 2 \"K FILETAGE EXTERNE
	74GUI058	KOPPELING GUILLEMIN, RVS NW 50, SLANGPILAAAR COUPLING GUILLEMIN, STAINLESS STEEL NW 50, HOSE PILLAR KUPPLUNGS GUILLEMIN, EDELSTAHL NW 50, SCHLAUCH SÄULE L'EMBAYAGE GUILLEMIN, ACIER INOXYDABLE NW 50, PILIER DE TUYAU
	74KAM007	KOPPELING, KAMLOCK, MANNELIJK - ALUMINIUM 2\" COUPLING, KAMLOCK, MALE - ALUMINIUM 2\" KUPPLUNG, KAMSCHLOSS, MÄNNLICH - ALUMINIUM 2\" RACCORD, KAMLOCK, MALE - ALUMINIUM 2 \"
	74KAM008	KOPPELING, KAMLOCK, MANNELIJK - ALUMINIUM 3\"K COUPLING, KAMLOCK, MALE - ALUMINIUM 3\"K KUPPLUNG, KAMSCHLOSS, MÄNNLICH - ALUMINIUM 3\"K RACCORD, KAMLOCK, MALE - ALUMINIUM 3 \"K
	74KPK017	KARDANGEWRIGHT, SW 27XD15 CARDAN JOINT, SW 27XD15 CARDAN JOINT, SW 27XD15 JOINT DE CARDAN, SO 27XD15
	74KPK018	KARDANGEWRIGHT, SW15XD15 CARDAN JOINT, SW15XD15 CARDAN JOINT, SW15XD15 KARDANGEWRIGHT, SW15XD15

KOPPELING & KLEPPEN - ALGEMEEN

	Article	Description
	74KPS009	SPANSCHAAL ,ALUMINIUM MET BOUTEN IN ROESTVRIJSTAAL (ND=50 / WD=8) CLAMP, ALUMINIUM WITH BOLTS IN STAINLESS STEEL (ND=50 / WD=8) KLEMME, ALUMINIUM MIT SCHRAUBEN IN EDELSTAHL (ND=50 / WD=8) COLLIER, ALUMINIUM AVEC BOULONS EN ACIER INOXYDABLE (ND = 50 / WD = 8)
	74KPS010	SPANSCHAAL, ALUMINIUM MET BOUTEN IN ROESTVRIJSTAAL (ND=75 / WD=8) CLAMP, ALUMINIUM WITH BOLTS IN STAINLESS STEEL (ND=75 / WD=8) KLEMME, ALUMINIUM MIT SCHRAUBEN IN EDELSTAHL (ND=75 / WD=8) COLLIER, ALUMINIUM AVEC BOULONS EN ACIER INOXYDABLE (ND = 75 / WD = 8)
	74KSA001	RECHTE ADAPTER R 1"K,R 1"K RIGHT ADAPTER R 1"K,R 1"K RECHTS ADAPTER R 1"K,R 1"K ADAPTATEUR DROIT R 1 "K, R 1" K
	74KSS045	SLANGPILAAR, KOPPELING 75X8 NW75 R3" AG (ZONDER SPANSCHAAL) HOSE PILLAR, COUPLING 75X8 NW75 R3" AG (WITHOUT CLAMP) HOSE SÄULE, KUPPLUNG 75X8 NW75 R3" AG (OHNE KLEMME) COLONNE DE TUYAU, RACCORD 75X8 NW75 R3 "AG (SANS COLLIER)
	74KSS049	SLANGPILAAR, KOPPELING 50X8 NW50 R2" AG HOSE PIPE, CLUTCH 50X8 NW50 R2" AG SCHLAUCHROHR, KUPPLUNG 50X8 NW50 R2" AG TUYAU DE TUYAU D'EMBRAYAGE 50X8 NW50 R2" AG
	74LUD001	KLAUWKOPPELING, LUDECK, ROESTVRIJSTAAL, R1" INWENDIG CLAW COUPLING, LUDECK, STAINLESS STEEL, R1" FEMALE KLAUENKUPPLUNG, LUDECK, EDELSTAHL, R1" WEIBLICH RACCORD A GRIFFES, LUDECK, ACIER INOXYDABLE, R1 "FEMELLE
	74LUD002	KLAUWKOPPELING, LUDECK, ROESTVRIJSTAAL, BLIND CLAW COUPLING, LUDECK, STAINLESS STEEL, BLIND KLAUENKUPPLUNG, LUDECK, EDELSTAHL, BLIND RACCORD A GRIFFES, LUDECK, ACIER INOXYDABLE, BORGNE





KOPPELING & KLEPPEN - ALGEMEEN

	Article	Description
	74LUD003	KLAUWKOPPELING, LUDECK, ROESTVRIJSTAAL, R1" UITWENDIG CLAW COUPLING, LUDECK, STAINLESS STEEL, R1" MALE KLAUENKUPPLUNG, LUDECK, EDELSTAHL, R1" MÄNNLICH RACCORD A GRIFFES, LUDECK, ACIER INOXYDABLE, R1 "MALE
	74LUD004	KLAUWKOPPELING, LUDECK, ROESTVRIJSTAAL, DN25 (1") SLANGPILAAR CLAW COUPLING, LUDECK, STAINLESS STEEL, DN25 (1") HOSE PILLAR KLAUENKUPPLUNG, LUDECK, EDELSTAHL, DN25 (1") HOSE SÄULE RACCORD A GRIFFES, LUDECK, ACIER INOXYDABLE, DN25 (1 ") PILIER DE TUYAU
	74LUD009	KLAUWKOPPELING, LUDECK, ROESTVRIJSTAAL, R3/4" UITWENDIG CLAW COUPLING, LUDECK, STAINLESS STEEL, R3/4" MALE KLAUENKUPPLUNG, LUDECK, EDELSTAHL, R3/4" MÄNNLICH RACCORD A GRIFFES, LUDECK, ACIER INOXYDABLE, R3 / 4 "MALE
	74ROS005	BLINDMOER EINDKAP, DIN11851 FB, NW50 BLIND NUT END CAP, DIN11851 FB, NW50 BLINDNIETENDKAPPE, DIN11851 FB, NW50 CAPUCHON DE NOISETTE, DIN11851 FB, NW50
	74ROS014	INSCHROEFKEGELSTUK, DIN11851 DT, NW50, 1.4307 SCREW-IN CONE PIECE, DIN11851 DT, NW50, 1.4307 EINSCHRAUB KEGELSTÜCK, DIN11851 DT, NW50, 1.4307 VIS CONIQUE, DIN11851 DT, NW50, 1.4307
	74ROS015	INSCHROEFKEGELSTUK NW80 DIN11851 INSCHROEFKEGELSTUK NW80 DIN 11851 INSCHROEFKEGELSTUK NW80 DIN 11851 INSCHROEFKEGELSTUK NW80 DIN 11851
	74ROS016	INSCHROEFDRAADSTUK, DIN11851 CT, NW50, 1.4307 SCREW-IN THREAD PIECE, DIN11851 CT, NW50, 1.4307 EINSCHRAUB GEWINDESTÜCK, DIN11851 CT, NW50, 1.4307 VIS FILETÉE, DIN11851 CT, NW50, 1.4307

KOPPELING & KLEPPEN - ALGEMEEN

	Article	Description
	74ROS026	LASDRAADSTUK,DIN11851 SC,NW80 (85X2) WELDING WIRE, DIN11851 SC, NW80 (85X2) SCHWEIßDRAHT, DIN11851 SC, NW80 (85X2) FIL DE SOUDAGE DIN11851 SC, NW80 (85X2)
	74ROS028	LASDRAADSTUK,DIN11851 SC,NW100 (104X2) WELDING WIRE, DIN11851 SC, NW100 (104X2) SCHWEIßDRAHT, DIN11851 SC, NW100 (104X2) FIL DE SOUDAGE, DIN11851 SC, NW100 (104X2)
	74ROS036	LASKEGELDSTUK, NW80, 1.4307, DIN11851 SD (85X2) WELD CONE PIECE, NW80, 1.4307, DIN11851 SD (85X2) WELD KEGELSTÜCK, NW80, 1.4307, DIN11851 SD (85X2) PIÈCE DE CÔNE DE SOUDAGE, NW80, 1.4307, DIN11851 SD (85X2)
	74ROS037	LASKEGELSTUK ,DIN11851 SD, NW100 , 1.4307 WELD CONE PIECE,DIN11851 SD, NW100 , 1.4307 WELD KEGELSTÜCK,DIN11851 SD, NW100 , 1.4307 PIÈCE DE CÔNE DE SOUDAGE, DIN11851 SD, NW100, 1.4307
	74ROS042	OPSCHROEFDRAADSTUK, DIN11851 CT, NW50, 1.4307 SCREW ON THREAD PIECE, DIN11851 CT, NW50, 1.4307 ANSCHRAUBBARES GEWINDESTÜCK, DIN11851 CT, NW50, 1.4307 VIS SUR PIECE DE FILETAGE, DIN11851 CT, NW50, 1.4307
	74ROS045	OPSCHROEFKEGELSTUK, DIN11851 DT, NW50, 1.4307 SCREW ON CONE PIECE, DIN11851 DT, NW50, 1.4307 ANSCHRAUBBARES KEGELSTÜCK, DIN11851 DT, NW50, 1.4307 VIS SUR PIÈCE DE CÔNE, DIN11851 DT, NW50, 1.4307
	74ROS047	SLANGKEGELSTUK (DIN11851, NW50, 1.4307) HOSE CONE PIECE (DIN11851, NW50, 1.4307) SCHLAUCH KEGELSTÜCK (DIN11851, NW50, 1.4307) PIÈCE DE CÔNE DE TUYAU (DIN11851, NW50, 1.4307)

KOPPELING & KLEPPEN - ALGEMEEN

	Article	Description
	74ROS050	WARTELMOER, DIN11851 F, NW50, 1.4307 SWIVEL NUT, DIN11851 F, NW50, 1.4307 DREHMUTTER, DIN11851 F, NW50, 1.4307 ECROU PIVOTANT DIN11851 F, NW50, 1.4307
	74ROS052	WARTELMOER, DIN11851 F, NW80, 1.4307 WARTELMOER NW80 DIN11851 WARTELMOER NW80 DIN11851 WARTELMOER NW80 DIN11851
	74ROS058	BLINDMOER FB, NW100, PE-WIT, KNOP (DIN11851) BLIND NUT FB, NW100, PE-WHITE, KNOP (DIN11851) BLINDMUTTER FB, NW100, PE-WEIß, KNOP (DIN11851) ECROU BORGNE FB, NW100, PE-BLANC, KNOP (DIN11851)
	74ROS059	LASKEGELSTUK, DIN11851, NW100 REDUCEER WELDING CONTAINER, DIN11851, NW100 REDUCE SCHWEIßBEHÄLTER, DIN11851, NW100 REDUZIERT RÉCIPIENT DE SOUDAGE, DIN11851, NW100 REDUCE
	74ROS075	OPSCHROEFKEGELSTUK, DIN11851 DT, NW80 SCREW CONNECTOR, DIN11851 DT, NW80 SCHRAUBANSCHLUSS, DIN11851 DT, NW80 CONNECTEUR À VIS, DIN11851 DT, NW80
	74ROS079	OPSCHROEFDRAADSTUK, DIN11851 CT, NW80 SCREW THREAD, DIN11851 CT, NW80 SCHRAUBGEWINDE, DIN11851 CT, NW80 VIS THREAD, DIN11851 CT, NW80
	74ROS086	BLINDMOER, DIN11851 FB, NW50, 1.4307, KEGEL (MET KETTING) BLIND NUTS, DIN11851 FB, NW50, 1.4307, KEGEL (MIT KETTE) BLINDMUTTERN, DIN 11851 FB, NW50, 1.4307, KEGEL (MIT KETTE) ECROUS AVEUGLES, DIN11851 FB, NW50, 1.4307, CONE (AVEC CHAINE)

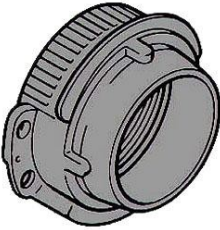
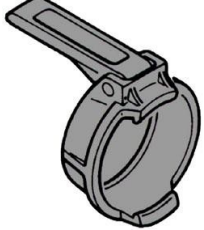
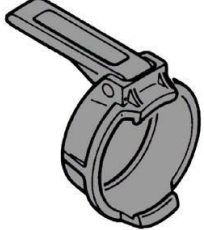



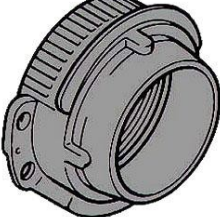
KOPPELING & KLEPPEN - ALGEMEEN

	Article	Description
	74ROS104	LASDRAADSTUK, DIN11851 SC, NW50, 1.4307 (53X1.5) WELDING WIRE, DIN11851 SC, NW50, 1.4307 (53X1.5) SCHWEIßDRAHT, DIN11851 SC, NW50, 1.4307 (53X1.5) FIL DE SOUDAGE, DIN11851 SC, NW50, 1.4307 (53X1.5)
	74STO092	STORZ, VAST, 4" ,INWENDIGE DRAAD ,ALUMINIUM, NW110, NOK.133 (PFTE / FOOD) STORZ, FIXED, 4" ,INTERNAL THREAD ,ALUMINIUM, NW110, NOK.133 (PFTE / FOOD) STORZ, FIX, 4" ,INTERNER THREAD ,ALUMINIUM, NW110, NOK.133 (PFTE / LEBENSMITTEL) STORZ, FIXE, 4 " , FILETAGE INTERNE, ALUMINIUM, NW110, NOK.133 (PFTE / ALIMENTATION)
	74STO098	STORZ, VAST, 3", INWENDIGE DRAAD, ALUMINIUM, NW75, NOK.89 (PFTE / WIT) STORZ, FIXED, 3", INTERNAL THREAD, ALUMINIUM, NW75, NOK.89 (PFTE / WHITE) STORZ, FIX, 3", INTERNER THREAD, ALUMINIUM, NW75, NOK.89 (PFTE / WEIß) STORZ, FIXE, 3 " , FILETAGE INTERNE, ALUMINIUM, NW75, NOK.89 (PFTE / BLANC)
	74STO100	STORZ, BLIND, ALUMINIUM, NW75, NOK.89 STORZ, BLIND, ALUMINIUM, NW75, NOK.89 STORZ, BLIND, ALUMINIUM, NW75, NOK.89 STORZ, VOLET, ALUMINIUM, NW75, NOK.89
	74STO101	STORZ, DRAAIBAAR, 3", INWENDIGE DRAAD , ALU , NW75 , NOK.89 STORZ, SWIVEL, 3 " , INTERNAL THREAD, ALU, NW75, NOK. 89 STORZ, SWIVEL, 3 " , INTERNER THREAD, ALU, NW75, NOK. 89 STORZ, PIVOTANT, 3 " , FILETAGE INTERNE, ALU, NW75, NOK. 89
	74STO102	STORZ, VAST, 2", INWENDIGE DRAAD, ALUMINIUM, NW52, NOK.66 (PFTE WIT) STORZ, FIXED, 2", INTERNAL THREAD, ALUMINIUM, NW52, NOK.66 (PFTE WHITE) STORZ, FIX, 2", INTERNER THREAD, ALUMINIUM, NW52, NOK.66 (PFTE WEIß) STORZ, FIXE, 2 " , FILETAGE INTERNE, ALUMINIUM, NW52, NOK.66 (PFTE BLANC)
	74STO103	STORZ,VAST, 2", UITWENDIGE DRAAD, ALUMINIUM, NW52, NOK.66 (SILI WIT) STORZ, FIXED, 2", EXTERNAL THREAD, ALUMINIUM, NW52, NOK.66 (SILI WHITE) STORZ, FIX, 2", AUßENGEWINDE, ALUMINIUM, NW52, NOK.66 (SILI WEIß) STORZ, FIXE, 2 " , FILETAGE EXTERNE, ALUMINIUM, NW52, NOK.66 (BLANC SILI)

KOPPELING & KLEPPEN - ALGEMEEN

	Article	Description
	74STO105	STORZ , BLIND, ALUMINIUM, NW52, NOK.66 STORZ , BLIND, ALUMINIUM, NW52, NOK.66 STORZ , BLIND, ALUMINIUM, NW52, NOK.66 STORZ, VOLET, ALUMINIUM, NW52, NOK.66
	74TWK001	TW KOPPELING, BLINDDEKSEL MB 80 SS , ROESTVRIJSTAAL TW COUPLING, BLIND LID MB 80 SS , STAINLESS STEEL TW KUPPLUNG, BLINDDECKEL MB 80 SS , EDELSTAHL TW RACCORD, COUVERCLE BORGNE MB 80 SS, ACIER INOXYDABLE
	74TWK002	KOPPELING, TW, BLINDDEKSEL MB 50 SS,RVS COUPLING , TW, BLIND LID MB 50 SS, STAINLESS STEEL KUPPLUNG, TW, BLINDDECKEL MB 50 SS, EDELSTAHL EMBRAYAGE, TW, COUVERCLE BORGNE MB 50 SS, ACIER INOXYDABLE
	74TWK004	TW KOPPELING, BLINDSTOP VB 80 SS , ROESTVRIJSTAAL TW COUPLING, BLIND STOP VB 80 SS , STAINLESS STEEL TW KUPPLUNG, BLINDSTOPFEN VB 80 SS , EDELSTAHL TW RACCORD, BUTEE VB 80 SS, ACIER INOXYDABLE
	74TWK005	KOPPELING, TW, BLINDSTOP VB 50 SS, RVS COUPLING , TW, BLIND STOP VB 50 SS, STAINLESS STEEL KUPPLUNG, TW, BLIND STOP VB 50 SS, EDELSTAHL EMBRAYAGE, TW, BLIND STOP VB 50 SS, INOX
	74TWK006	TW KOPPELING, DICHRINGSTUK, TW-K 80 SS-3" IG, RVS TW COUPLING, SEAL RING PIECE, TW-K 80 SS-3" IG, STAINLESS STEEL TW KUPPLUNG, DICHTUNG RINGSTÜCK, TW-K 80 SS-3" IG, EDELSTAHL TW RACCORD, JOINT TORIQUE, TW-K 80 SS-3 "IG, ACIER INOXYDABLE
	74TWK008	KOPPELING TW MANNELIJK VK 80 - 3" INWENDIG SS - ROESTVRIJSTAAL COUPLING TW MALE VK 80 - 3" INTERNALLY SS - STAINLESS STEEL KUPPLUNG TW MÄNNLICH VK 80 - 3" INTERN SS - EDELSTAHL RACCORD TW MALE VK 80 - 3 " EN INTERNE SS - ACIER INOXYDABLE

KOPPELING & KLEPPEN - ALGEMEEN

	Article	Description
	74TWK009	KOPPELING, TW, MANNELIJK VK 50 - 2" INWENDIG SS - RVS COUPLING , TW, MALE VK 50-2 " INTERNALLY SS-STAINLESS STEEL KUPPLUNG, TW, MÄNNLICH VK 50-2 " INTERN SS- EDELSTAHL EMBRAYAGE, TW, MÂLE VK 50-2 " EN INTERNE SS-VR
	74TWK010	TW KOPPELING ,SPANRING/HENDEL TW-M 80 SS, RVS TW COUPLING, TENSION RING/HANDLE TW-M 80 SS, STAINLESS STEEL TW KUPPLUNG, SPANNRING/GRIFF TW-M 80 SS, EDELSTAHL TW RACCORD, BAGUE DE TENSION / POIGNEE TW-M 80 SS, ACIER INOXYDABLE
	74TWK011	TW KOPPELING ,MET SPANRING/HENDEL TW-M 50 SS, RVS TW COUPLING, WITH TENSION RING/HANDLE TW-M 50 SS, STAINLESS STEEL TW KUPPLUNG, MIT SPANNRING/ GRIFF TW-M 50 SS, EDELSTAHL TW RACCORD, AVEC ANNEAU DE TENSION / POIGNEE TW-M 50 SS, ACIER INOXYDABLE
	74TWK019	KOPPELING TW, BLINDDEKSEL MB 80 MS, MESSING COUPLING TW, END COVER MB 80 MS, BRASS KUPPLUNG TW, ENDDECKUNG MB 80 MS, MESSING COUPLEUR TW, COUVERCLE FIN MB 80 MS, LAITON
	74TWK024	TW KOPPELING, DICHRINGSTUK, TW-K 80 MS-3" IG, MS TW COUPLING, SEAL RING PIECE, TW-K 80 MS-3" IG, MS TW KUPPLUNG, DICHTUNG RINGSTÜCK, TW-K 80 MS-3" IG, MS TW RACCORD, JOINT D'ÉTANCHÉITÉ, TW-K 80 MS-3 "IG, MS
	74TWK025	TW KOPPELING, DICHRINGSTUK, TW-K 50 MS-2" IG, MS TW COUPLING, SEAL RING PIECE, TW-K 50 MS-2" IG, MS TW KUPPLUNG, DICHTUNG RINGSTÜCK, TW-K 50 MS-2" IG, MS TW RACCORD, JOINT D'ÉTANCHÉITÉ, TW-K 50 MS-2 "IG, MS
	74TWK026	TW KOPPELING, MANNELIJK VK 80 - 3" INWENDIG MS - MESSING TW COUPLING, MALE VK 80 - 3" INTERNALLY MS - BRASS TW KUPPLUNG, MÄNNLICH VK 80 - 3" INTERN MS - MESSING TW RACCORD, MÂLE VK 80 - 3 " EN INTERNE MS - LAITON

KOPPELING & KLEPPEN - ALGEMEEN

	Article	Description
	74TWK027	TW KOPPELING, MANNELIJK VK 50 - 2" INWENDIG MS - MESSING TW COUPLING, MALE VK 50 - 2" INTERNALLY MS - BRASS TW KUPPLUNG, MÄNNLICH VK 50 - 2" INTERN MS - MESSING RACCORD TW, MALE VK 50 - 2 " EN INTERNE MS - LAITON
	74TWK028	KOPPELING TW, SPANRING/HENDEL TW-M 80 MS, MESSING COUPLING TW, TENSION RING /HANDLE TW-M 80 MS, BRASS KUPPLUNG TW, SPANNRING/GRIFF TW-M 80 MS, MESSING RACCORD TW, ANNEAU DE TENSION / POIGNEE TW-M 80 MS, LAITON
	74TWK029	TW KOPPELING, SPANRING/HENDEL TW-M 50 MS, MESSING TW COUPLING, TENSION RING /HANDLE TW-M 50 MS, BRASS TW KUPPLUNG, SPANNRING/GRIFF TW-M 50 MS, MESSING TW RACCORD, BAGUE / POIGNEE DE TENSION TW-M 50 MS, LAITON
	74TWK033	KOPPELING TW DICHRINGSTUK, TW-K 50 MS-2" AG,MS COUPLING TW SEAL RING PIECE, TW-K 50 MS-2" AG, MS KUPPLUNG TW DICHTUNG RINGSTÜCK, TW-K 50 MS-2" AG, MS RACCORD TW SEAL RING PIECE, TW-K 50 MS-2 "AG, MS
	74TWK037	KOPPELING TW, DICHRINGSTUK, TW-K 50 SS-2" AG, RVS COUPLING TW, SEALED RING, TW-K 50 SS-2 "AG, STAINLESS STEEL KUPPLUNG TW, SEALED RING, TW-K 50 SS-2 "AG, EDELSTAHL EMBRAYAGE TW, ANNEAU SCELLÉ, TW-K 50 SS-2 "AG, ACIER INOXYDABLE
	74VUL079	DEKSEL API KOPPELING NIEHUSER LID API COUPLING NIEHUSER LID API KUPPLUNG NIEHUSER LID API RACCORD NIEHUSER
	74VUL081	MANUELE API 4" MET HSG GEANODISEERD MANUAL API 4 "WITH HSG ANODISED MANUAL API 4 "MIT HSG ELOXIERT MANUEL API 4 "AVEC HSG ANODISÉ

KOPPELING & KLEPPEN - ALGEMEEN

	Article	Description
	77VLR319	DICHTING;PTFE;VOOR DEKSEL 1 1/2" FV 10300PS 10326P SEAL;PTFE;FOR COVER 1 1/2" FV 10300PS10326P PTFE-Dichtung für Deckel 1 1/2" FV 10300PS10326P JOINT PTFE POUR COUVERCLE 1 1/2" FV 10300PS10326P
	79KAB012	ANTI DIEFSTAL KABEL MET PVC TBV APPANDAGES (2X OOGJE / TOTAAL LENGTE 200MM) ANTI-THEFT CABLE WITH PVC FOR APPENDAGES (2X EYE/ TOTAL LENGTH 200MM) DIEBSTAHLSICHERUNGSKABEL MIT PVC FÜR ANHÄNGE (2X ÖSE/ TOTAL LÄNGE 200MM) CABLE ANTI-VOL AVEC PVC POUR APPENDICES (2X OEILLETS / LONGUEUR TOTALE 200MM)
	91CLA017	SLANGKLEM STA VERZ,NORMA VR DIA 108-B.BR 20 HOSE CLAMP STAND STA, NORMA VR - DIAMETER 108mm / WIDE 20mm SCHLAUCHKLEMMSTÄNDER STA, NORMA VR - DURCHMESSER 108mm / BREIT 20mm TUYAU DE SERRAGE STAND STA, NORMA VR - DIAMETRE 108mm / LARGE 20mm
	A2J0004058	MONTAGEPLAAT>GEKA KOPPELING MOUNTING PLATE>GEKA COUPLING MONTAGEPLATTE>GEKA-KUPPLUNG PLAQUE DE MONTAGE>RACCORD GEKA
	A2J0005134	MONTAGEPLAAT>DRUKKLEP MOUNTING PLATE>PRESSURE VALVE MONTAGEPLATTE>DRUCKVENTIL PLAQUE DE MONTAGE>VALVE DE PRESSION
	A2J0006052	HOUDER>BITUMEN AFBLAASBARE HANDGREEP HOLDER>BITUMEN BLOW OFF HANDLE HALTER>BITUMEN-ABBLASGRIFF SUPPORT > POIGNÉE DE SOUFFLAGE DE BITUME
	A2L0004754	TW BLINDFLENS Ø174 TW BLIND FLANGE Ø174 TW BLINDFLANSCH Ø174 TW BRIDE AVEUGLE Ø174

KOPPELING & KLEPPEN - ALGEMEEN

	Article	Description
	A2P0000635	T-STUK-SS;3/4">COLLECTOR>VERWARMING T-PIECE-SS;3/4">COLLECTOR>HEATING T-STÜCK-SS;3/4">KOLLEKTOR>HEIZUNG T-PIECE-SS;3/4">COLLECTEUR>CHAUFFAGE
	A2P0000636	T-STUK-RVS;3/4";ZIJ-MOF>COLLECTOR>VERWARMING T-PIECE-SS;3/4";SIDE-MOF>COLLECTOR>HEATING T-STÜCK-SS;3/4";SIDE-MOF>KOLLEKTOR>HEIZUNG T-PIECE-SS;3/4";SIDE-MOF>COLLECTEUR>CHAUFFAGE
	A2P0000679	KLEP>BINNENKLEP[NW100] VALVE>INNER VALVE[NW100] VENTIL>INNENVENTIL[NW100] VALVE>VALVE INTERNE[NW100]
	A2P0000685	KLEP>BINNENKLEP[NW100] VALVE>INNER VALVE[NW100] VENTIL>INNENVENTIL[NW100] VALVE>VALVE INTERNE[NW100]
	A2P0000729	BEVESTIGING VERLENGENDE HANDGREEP FIXATION EXTENSION HANDLE BEFESTIGUNGSVERLÄNGERUNGSGRIFF POIGNÉE D'EXTENSION DE FIXATION
	A2P0003703	T-STUK-RVS;3/4";ZIJ-MOF>COLLECTOR>VERWARMING AANSLUITING EXPANSIETANK T-PIECE-SS;3/4";SIDE-MOF>COLLECTOR>HEATINGEXPENSION TANK CONNECTION T-STÜCK-SS;3/4";SIDE-MOF>KOLLEKTOR>HEIZUNGANNSCHLUSS DES AUSDEHNUNGSGEFÄSSES T-PIECE-SS;3/4";SIDE-MOF>COLLECTEUR>CHAUFFAGERACCORDEMENT DU VASE D'EXPANSION
	A2P0004382	COLLECTOR-SS[1.4404];NW80;DRAAD[7x3";BUITEN];DRAAD[ROS NW80;BUITEN] COLLECTOR-SS[1.4404];NW80;THREAD[7x3";OUTER];THREAD[ROS NW80;OUTER] KOLLEKTOR-SS[1.4404];NW80;GEWINDE[7x3";AUSSEN];GEWINDE[ROS NW80;AUSSEN] COLLECTEUR-SS[1.4404];NW80;FIL[7x3";EXTÉRIEUR];FIL[ROS NW80;EXTÉRIEUR]

KOPPELING & KLEPPEN - ALGEMEEN

	Article	Description
	A2P0004928	SLANGPILAAR-PVDF;NW50;DIA63 HOSE PILLAR-PVDF;NW50;DIA63 SCHLAUCHSÄULE-PVDF;NW50;DIA63 PILIER DE TUYAU-PVDF;NW50;DIA63
	A2P0005280	AFKASTING>PNEUMATISCHE ACTUATOR PROTECTION BOX>PNEUMATIC ACTUATOR SCHUTZKASTEN>PNEUMATISCHER STELLANTRIEB COFFRET DE PROTECTION>ACTIONNEUR PNEUMATIQUE
	A2P0005331	AFKASTING>PNEUMATISCHE ACTUATOR PROTECTION BOX>PNEUMATIC ACTUATOR SCHUTZKASTEN>PNEUMATISCHER STELLANTRIEB COFFRET DE PROTECTION>ACTIONNEUR PNEUMATIQUE
	A2P0005558	COLLECTOR-SS[1.4404];NW80;DRAAD[8x3";BUITEN];DRAAD[ROS NW80;BUITEN] COLLECTOR-SS[1.4404];NW80;THREAD[8x3";OUTER];THREAD[ROS NW80;OUTER] KOLLEKTOR-SS[1.4404];NW80;GEWINDE[8x3";AUSSEN];GEWINDE[ROS NW80;AUSSEN] COLLECTEUR-SS[1.4404];NW80;FILAGE[8x3";EXTÉRIEUR];FILAGE[ROS NW80;EXTÉRIEUR]
	A2P0005801	T-STUK-RVS;3/4";ZIJ-MOF[1/2"]>COLLECTOR>VERWARMING T-PIECE-SS;3/4";SIDE-MOF[1/2"]>COLLECTOR>HEATING T-STÜCK-SS;3/4";SIDE-MOF[1/2"]>KOLLEKTOR>HEIZUNG T-PIECE-SS;3/4";SIDE-MOF[1/2"]>COLLECTEUR>CHAUFFAGE
	A3L0001171	PARKEERKOPPELING ROS NW100 S.S. PARKING CLUTCH ROS NW100 PARKKUPPLUNG ROS NW100 EMBRAYAGE DE STATIONNEMENT ROS NW100

PAKKING & AFDICHTING

	Article	Description
	73BAM005	DICHTING,BODEMKLEP,LAG 100 BOVENBEDIEND DICHTUNGSSATZ WT 80A/P POS.14 PTFE DICHTUNGSSATZ WT 80A/P POS.14 PTFE JOINT WT 80A / P POS.14 PTFE
	73BAM011	DICHTINGSET HANDWIEL BOVEN BEDIENING. BODEMKLEP (SET VAN 4) SEAL BOTTOM VALVE HOLVRIEKA (resistant to high temperatures) DICHTUNG BODENVENTIL HOLVRIEKA (RESISTENT GEGEN HOHE TEMPERATUREN) SOUPE DE FOND JOINT HOLVRIEKA (résistant aux hautes températures)
	73FVL016	DICHTING DEKSEL POMPFILTERHUIS FH 100 SEAL LID PUMP FILTER HOUSING FH 100 SIEGELDECKEL PUMPENFILTERGEHÄUSE FH 100 JOINT DE COUVERCLE DE BOITIER DE FILTRE DE POMPE FH 100
	73KRO022	SET DICHTINGEN FORT VALE FORT VALE 368/00SK - 3" VLINDERKLEP SET SEALS FORT VALE FORT VALE 368/00SK - 3" BUTTERFLY VALVE SET DICHTUNGEN FORT VALE FORT VALE 368/00SK - 3" DROSSELKLAPPE SET DE JOINTS FORT VALE FORT VALE 368 / 00SK - SOUPE PAPIILLON 3 "
	73KRO031	FORTYT O-RING BS338, KLEPZITTING CLEANFLOW 3" - Fort Vale 5005-104 FORTY O-RING BS338, VALVE SEAT CLEANFLOW 3" - Fort Vale 5005-104 FORTY O-RING BS338, VENTILSITZ CLEANFLOW 3" - FORT VALE 5005-104 JOINT TORIQUE FORTYT BS338, VALVE SEAT CLEANFLOW 3 " - Fort Vale 5005-104
	73KRO046	FORT VALE O-RING CLEANFLOW 4" - FORT VALE 5005-349 FORT VALE O-RING CLEANFLOW 4" - FORT VALE 5005-349 FORT VALE O-RING CLEANFLOW 4" - FORT VALE 5005-349 FORT VALE O-RING CLEANFLOW 4 " - FORT VALE 5005-349
	73KRO048	DICHTING 2" SILIKON - M&S VLINDERKLEP SEAL 2" SILICON - M&S BUTTERFLY VALVE DICHTUNG 2" SILIKON - M&S DROSSELKLAPPE JOINT 2 "SILICONE - VANNE PAPIILLON M & S

PAKKING & AFDICHTING

	Article	Description
	73KRO059	SET DICHTINGEN FORT VALE 3" TANK PRO SET SEALS FORT VALE 3" TANK PRO SET DICHTUNGEN FORT VALE 3" TANK PRO JOINTS FORT VALE 3 " RESERVOIR PRO
	73KRO064	DICHTING WIT SILICON NW50 (VOOR 73VLK063) SEAL WHITE SILICON NW50 (FOR 73VLK063) DICHTUNG WEIß SILIKON NW50 (FÜR 73VLK063) JOINT BLANC SILICON NW50 (POUR 73VLK063)
	73MGD005	DICHTING DEKSEL LAG NW500,CHEMIE SEAL LID LAG NW500, CHEMICAL MAN LOCH DICHTUNG LAG NW500, CHEMISCH SEAL LID LAG NW500, CHIMIQUE
	73MGD015	DICHTING DEKSEL LAG 20X13,INWENDIG DRM 432, BULK (WIT) SEAL LID LAG 20X13, INTERNAL DRM 432, BULK (WHITE) MAN LOCH DICHTUNG LAG 20X13, INTERN DRM 432, BULK (WEIß) JOINT COUVERCLE LAG 20X13, DRM INTERNE 432, VRAC (BLANC)
	73MGD031	DICHTING DEKSEL LAG NW500 PTFE, CHEMIE (PFTE) SEAL LID LAG NW500 PTFE, CHEMICAL (PFTE) MAN LOCH DICHTUNG LAG NW500 PTFE, CHEMISCH (PFTE) JOINT COUVERCLE NW500 PTFE, CHIMIQUE (PFTE)
	73MGD036	DICHTING DEKSEL LAG NW500, VOEDING SEAL LID LAG NW500, FOOD MAN LOCH DICHTUNG LAG NW500, LEBENSMITTEL JOINT COUVERCLE LAG NW500, ALIMENTAIRE
	73MGD083	DICHTING DEKSEL FV NW300, PENDLE, CHEMIE SEAL LID FV NW300, PENDLE, CHEMICAL MAN LOCH DICHTUNG FV NW300, PENDLE, CHEMISCH JOINT COUVERCLE FV NW300, PENDULAIRE, CHIMIQUE

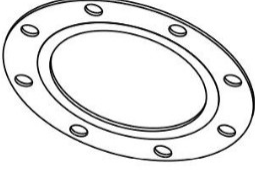



	Article	Description
	73MGD093	DICHTING DEKSEL , Fort Vale 500 , PENNINE/PENDLE SEAL LID, Fort Vale 500 , PENNINE/PENDLE MAN LOCH DICHTUNG, FORT Vale 500 , PENNINE/PENDLE JOINT COUVERCLE Fort Vale 500, PENNINE / PENDULAIRE
	73MGD274	DICHTING MANGAT NIEHUSER SEAL MANHOLE NIEHUSER DICHTUNG SCHACHT NIEHÜSER NIEHUSER D'ÉGOUT D'ÉTANCHÉITÉ
	74SMS031	DICHTING,SMS;NW 76;PTFE SEAL,SMS;NW 76;PTFE DICHTUNG,SMS;NW 76;PTFE JOINT,SMS;NW 76;PTFE
	77DKR004	DICHTING,DIN11851 G,NW50,NBR BLAUW (64X54X5) SEAL,DIN11851 G,NW50,NBR BLUE (64X54X5) DICHTUNG,DIN11851 G,NW50,NBR BLAU (64X54X5) JOINT, DIN11851 G, NW50, NBR BLEU (64X54X5)
	77DKR005	DICHTING, DIN11851 G, NW50, PTFE WIT (64X54X5) SEAL, DIN11851 G, NW50, PTFE WHITE (64X54X5) DICHTUNG, DIN11851 G, NW50, PTFE WEIß (64X54X5) JOINT, DIN11851 G, NW50, PTFE BLANC (64X54X5)
	77DKR007	DICHTING,DIN11851 G,NW65,PTFE WIT (81X71X5) SEAL,DIN11851 G,NW65,PTFE WHITE (81X71X5) DICHTUNG,DIN11851 G,NW65,PTFE WEIß (81X71X5) JOINT, DIN11851 G, NW65, PTFE BLANC (81X71X5)
	77DKR009	DICHTING,DIN11851 G,NW80,PTFE WIT (95X85X5) SEAL,DIN11851 G,NW80,PTFE WHITE (95X85X5) DICHTUNG,DIN11851 G,NW80,PTFE WEIß (95X85X5) JOINT, DIN11851 G, NW80, PTFE BLANC (95X85X5)

PAKKING & AFDICHTING

	Article	Description
	77DKR011	DICHTING, DIN11851 G, NW100, PTFE WIT (114X104X6) SEAL, DIN11851 G, NW100, PTFE WHITE (114X104X6) DICHTUNG, DIN11851 G, NW100, PTFE WEIß (114X104X6) JOINT, DIN11851 G, NW100, PTFE BLANC (114X104X6)
	77DKR021	DICHTING, DIN11851, NW100, NBR WIT SEAL, DIN11851, NW100, NBR WHITE DICHTUNG, DIN11851, NW100, NBR WEIß JOINT, DIN11851, NW100, NBR BLANC
	77DKT004	DICHTING, KOPPELING TW 3", VULKOLAN SEAL, COUPLING TW 3", VULKOLLAN DICHTUNG, KUPPLUNG TW 3", VULKOLLAN JOINT, RACCORD TW 3", VULKOLLAN
	77VLO001	DICHTING, FLENS, OVAAL, ELAFLEX BLAUW SEAL, FLANGE, OVAL, ELAFLEX BLUE DICHTUNG, FLANSCH, OVAL, ELAFLEX BLAU JOINT, BRIDE, OVALE, BLEU ELAFLEX
	77VLR002	DICHTING, FLENS, ELAPAC BLAUW TW4" SEAL, FLANGE, ELAPAC BLUE TW4" DICHTUNG, FLANSCH, ELAPAC BLAU TW4" JOINT, BRIDE, ELAPAC BLEU TW4 "
	77VLR003	DICHTING, FLENS, ELAPAC BLAUW TW3" SEAL, FLANGE, ELAPAC BLUE TW3" DICHTUNG, FLANSCH, ELAPAC BLAU TW3" JOINT, BRIDE, ELAPAC BLEU TW3 "
	77VLR006	DICHTING, FLENS, PTFE (DIA154/90X 2, 8X DIA12, STC130) SEAL, FLANGE, PTFE (DIA154/90X 2, 8X DIA12, STC130) DICHTUNG, FLANSCH, PTFE (DIA154/90X 2, 8X DIA12, STC130) JOINT, BRIDE, PTFE (DIA154/90X 2, 8X DIA12, STC130)

	Article	Description
	77VLR012	ENVELOPPE PTFE - 90 U SHAPE ARAMIDE + NBR ENVELOPE PTFE - 90 U SHAPE ARAMIDE + NBR UMSCHLAG PTFE - 90 U FORM ARAMIDE + NBR ENVELOPPE PTFE - 90 U ARAMIDE + NBR
	77VLR013	DICHTING, FLENS, PTFE, DIAMETER175/102X 2 SEAL, FLANGE, PTFE, DIAMETER 175/102X 2 DICHTUNG, FLANSCH, PTFE, DURCHMESSER 175/102X 2 JOINT, BRIDE, PTFE, DIAMÈTRE 175 / 102X 2
	77VLR025	DICHTING FLENS PTFE (DIA230/151X 2, 8X DIA11, STC210) SEAL FLANGE PTFE (DIA230/151X 2, 8X DIA11, STC210) DICHTUNG FLANSCH PTFE (DIA230/151X 2, 8X DIA11, STC210) JOINT BRIDE PTFE (DIA230 / 151X 2, 8X DIA11, STC210)
	77VLR038	DICHTING, FLENS, PTFE, DIA220X100X3 SEAL, FLANGE, PTFE, DIA220X100X3 DICHTUNG, FLANSCH, PTFE, DIA220X100X3 JOINT BRIDE PTFE DIA220X100X3
	77VLR082	DICHTING FLENS, PTFE (DIAMETERMTER 200/116) SEAL FLANGE, PTFE (DIAMETER 200/116) DICHTUNG FLANSCH, PTFE (DURCHMESSER 200/116) BRIDE D'ÉTANCHÉITÉ, PTFE (DIAMÈTRE 200/116)
	77VLR099	TANKPAD GASKET 4", CLEANFLOW 4" PTFE
	77VLR205	ENVELOPPE PTFE - 90 U SHAPE ARAMIDE + NBR (DIA200/116 X3, 8X DIA14, STC178) ENVELOPE PTFE - 90 U SHAPE ARAMIDE + NBR (DIA200/116 X3, 8X DIA14, STC178) UMSCHLAG PTFE - 90 U FORM ARAMIDE + NBR (DIA200/116 X3, 8X DIA14, STC178) ENVELOPPE PTFE - 90 U ARAMIDE + NBR (DIA200 / 116 X3, 8X DIA14, STC178)








PAKKING & AFDICHTING

	Article	Description
	77VLR264	ENVELOPPE PTFE - 90 U SHAPE ARAMIDE + NBR (DIA200/116 X3, 8X DIA14, STC178) ENVELOPE GASKET PTFE - 90 U SHAPE ARAMIDE + NBR (DIA200 / 116 X3, 8X DIA14, STC178) UMSCHLAGDICHTUNG PTFE - 90 U-FORM ARAMID + NBR (DIA200 / 116 X3, 8X DIA14, STC178) JOINT D'ENVELOPPE PTFE - ARAMIDE SHAPE 90 U + NBR (DIA200 / 116 X3, 8X DIA14, STC178)
	77VLR266	DICHTING, GEMODIFICEERD PTFE, CLIPPERLON 2110, VORM: PANDA, BLAUW DIA165/50X 2, 4X DIA18, STC125, 120Nm(M16) SEAL, MODIFIED PTFE, CLIPPERLON 2110, SHAPE: PANDA, BLUE DIA 165/50 X 2, 4X DIA18, STC125, 120Nm(M16) DICHTUNG, MODIFIZIERTES PTFE, CLIPPERLON 2110, FORM: PANDA, BLAUØ 165/50 x 2, 4 x Ø18, STC125, 120 Nm (M16) JOINT, PTFE MODIFIE, CLIPPERLON 2110, FORME: PANDA, BLEUDIA 165/50 X 2, 4X DIA18, STC125, 120Nm(M16)
	77VLR280	DICHTING, GEMODIFICEERD PTFE, CLIPPERLON 2110, VORM: PANDA, BLAUW DIA117/90X 2, 4X DIA14, STC130, xxNm(M12) SEAL, MODIFIED PTFE, CLIPPERLON 2110, SHAPE: PANDA, BLUE DIA117/90X 2, 4X DIA14, STC130, xxNm(M12) DICHTUNG, MODIFIZIERTES PTFE, CLIPPERLON 2110, FORM: PANDA, BLAUDIA117/90X 2, 4X DIA14, STC130, xxNm(M12) JOINT, PTFE MODIFIE, CLIPPERLON 2110, FORME: PANDA, BLEUDIA117/90X 2, 4X DIA14, STC130, xxNm(M12)
	77VLR298	DICHTING, GEMODIFICEERD PTFE, CLIPPERLON 2110, BLAUW, VORM: PANDA, BLAUW DIA127/65X 2, 6X DIA11, STC105 SEAL, MODIFIED PTFE, CLIPPERLON 2110, BLUE, SHAPE: PANDA, BLUE DIA127/65X 2, 6X DIA11, STC105 DICHTUNG, MODIFIZIERTES PTFE, CLIPPERLON 2110, BLAU, FORM: PANDA, BLAUDIA127/65X 2, 6X DIA11, STC105 JOINT, PTFE MODIFIE, CLIPPERLON 2110, BLEU, FORME: PANDA, BLEUDIA127/65X 2, 6X DIA11, STC105
	77VLR301	DICHTING, GEMODIFICEERD PTFE, CLIPPERLON 2110, BLAUW DIA130/30X 3, 4X DIA11, STC103.5, ***Nm(M10) SEAL, MODIFIED PTFE, CLIPPERLON 2110, BLUE DIA130/30X 3, 4X DIA11, STC103.5, ***Nm(M10) DICHTUNG, MODIFIZIERTES PTFE, CLIPPERLON 2110, BLAUDIA130/30X 3, 4X DIA11, STC103.5, ***Nm(M10) JOINT, PTFE MODIFIÉ, CLIPPERLON 2110, BLEUDIA130/30X 3, 4X DIA11, STC103.5, ***Nm(M10)
	77VLR304	DICHTING, GEMODIFICEERD PTFE, CLIPPERLON 2110, VORM: PANDA, BLAUW DIA 135/70 X 3, 8X DIA13, STC103, ***Nm(M12) SEAL, MODIFIED PTFE, CLIPPERLON 2110, SHAPE: PANDA, BLUE DIA 135/70 X 3, 8X DIA13, STC103, ***Nm(M12) DICHTUNG, MODIFIZIERTES PTFE, CLIPPERLON 2110, FORM: PANDA, BLAU DURCHMESSER 135/70 X 3, 8X DURCHMESSER13, STC103, ***Nm(M12) JOINT, PTFE MODIFIE, CLIPPERLON 2110, FORME: PANDA, BLEU DIA 135/70 X 3, 8X DIA13, STC103, ***Nm(M12)
	77VLV002	DICHTING , FLENS, VIERKANT , ELAPAC BLAUW (130X130X3, DIA 90, 4X GAT DIA12)

PAKKING & AFDICHTING

	Article	Description
	77VLV006	<p>DICHTING FLENS, VIERKANT ELAPAC BLAUW (130X130X3, DIAMETER 75, 4X GAT DIAMETER 12)</p> <p>SEAL FLANGE, SQUARE ELAPAC BLUE (130X130X3, DIAMETER 75, 4X HOLE DIAMETER 12)</p> <p>DICHTUNG FLANSCH, QUADRATISCH ELAPAC BLAU (130X130X3, DURCHMESSER 75, 4X LÖCHER DURCHMESSER 12)</p> <p>JOINT BRIDE, BLEU ELAPAC CARRÉ (130X130X3, DIAMÈTRE 75, 4X DIAMÈTRE DE TROU 12)</p>
	77VLV017	<p>DICHTING, FLENS, VIERK, FV 5005-19</p> <p>SEAL, FLANGE, SQUARE, FV 5005-19</p> <p>DICHTUNG, FLANSCH, QUADRATISCH, FV 5005-19</p> <p>JOINT, BRIDE, CARRÉ, FV 5005-19</p>
	77VLV037	<p>DICHTING , FLENS , VIERK , PTFE (92X92X3, DIA 60, 4X DIA11, STC100)</p> <p>SEAL, FLANGE, SQUARE, PTFE (92X92X3, DIA 60, 4X DIA11, STC100)</p> <p>DICHTUNG, FLANSCH, QUADRATISCH, PTFE (92X92X3, DURCHMESSER 60, 4X DURCHMESSER 11, STC100)</p> <p>JOINT BRIDE CARRÉ PTFE (92X92X3, DIA 60, 4X DIA11, STC100)</p>
	77VLV044	<p>DICHTING-FLENS VIERKANT;NOVAPRESS 850;LIGHT BROWN W130xH130xT3;DIA100;STC106x4xDIA14</p> <p>SEALING-FLANGE SQUARE;NOVAPRESS 850;LIGHT BROWN W130xH130xT3;DIA100;STC106x4xDIA14</p> <p>DICHTUNGSFLANSCH QUADRATISCH;NOVAPRESS 850;HELLBRAUNB130xH130xT3;DIA100;STC106x4xDIA14</p> <p>CARRE D'ETANCHEITE BRIDE;NOVAPRESS 850;MARRON CLAIRL130xH130xT3;DIA100;STC106x4xDIA14</p>

ELEKTRISCH - VERLICHTING

	Article	Description
	65LEEC03	HEFBOOM ECAS HOOGTESENSOR (WABCO 441 050 718 2) LEVER HEIGHT HEBEL ECAS LEVIER CAPTEUR
	65LEEC016	ECAS WEGSENSOR (441 050 100 0) DISTANCE SENSOR WEGSENSOR CAPTEUR DE DEPLACEMENT
	65M32014	3/2 KLEP, MAGNEETVENTIEL (NO:NORMAAL OPEN) 3/2 VALVE, MAGNETIC VALVE (NO: NORMAL OPEN) 3/2 VENTIL, MAGNETVENTIL (NO: NORMAL OFFEN) 3/2 VALVE, MAGNÉTIQUE VALVE (NO: NORMAL OUVERT)
	65M32063	BLOK VAN 3 - 3/2 VENTIELEN, 24VDC EEX M II T4 BLOCK OF 3 - 3/2 VALVES, 24VOLT DC EEX M II T4 BLOCK VON 3 - 3/2 VENTILEN, 24VOLT DC EEX M II T4 BLOC DE 3 - 3/2 VANNES, 24VOLT DC EEX M II T4
	65M32103	MAGNEETVENTIEL (NG)- 3/2 , 24VDC EEX M II T4 MAGNETIC VALVE (NG) - 3/2, 24VDC EEX M II T4 MAGNETVENTIL (NG) - 3/2, 24VDC EEX M II T4 VANNE MAGNETIQUE (NG) - 3/2, 24VDC EEX M II T4
	65M32128	MAGNEETVENTIEL NO-3/2-24VDC-ATEX-T5 MAGNETIC VALVE NO-3/2-24VDC-ATEX-T5 MAGNETVENTIL NO-3/2-24VDC-ATEX-T5 ÉLECTROVANNE NO-3/2-24VDC-ATEX-T5
	65MSP026	DRUKSCHAKELAAR 0,1/2,5 BAR G1/4 FEMALE PRESSURE SWITCH 0.1 / 2.5 BAR G1 / 4 FEMALE DRUCKSCHALTER 0,1 / 2,5 BAR G1 / 4 WEIBLICH INTERRUPTEUR DE PRESSION 0.1 / 2.5 BAR G1 / 4 FEMELLE

ELEKTRISCH - VERLICHTING

	Article	Description
	65RAB010	STAAFSENSOR + STEKKER 1 M (WABCO 441 032 809 0) S+ SENSOR L=1000 -Q ABS-WEGSENSOR CAPTEUR SUPER S 1,0 METRE
	65RAB110	EBS STEKKER (AANHANGER) WABCO ABS-PLUG ABS-STECKER 7POL. 24V PRISE ABS
	65RAB111	EBS STEKKERDOOS (OPLEGGER) - WABCO ABS SOCKET (7PIN) ABS-STECKDOSE 7POL. 24V PRISE DE COURANT ABS.
	65REB003	DRUKSENSOR (WABCO 441 044 102 0) ECAS-PRESSURE SENSOR, CVS DRUCKSENSOR CAPTEUR DE PRESSION ECAS
	65REB004	EBS VOEDINGSKABEL STEKDOOS12 MTR. (WABCO EBS-D) EBS POWER CABLE SOCKET 12 MTR. EBS NETZKABELBUCHSE 12 METER CABLE PRISE ALIMENTATION EBS 12 MTR.
	65REB092	EBS-E MODULATOR WABCO 4S/3M PREMIUM PEM (480 102 063 0) EBS-TRAILER MODULATOR 24 VOLT EBS-TRAILER MODULATOR 24 VOLT EBS-TRAILER MODULATEUR 24 VOLT
	65REB094	EBS-E VOEDINGSKABEL ISO 7638 STEKDOOS 12 MTR. SUPPLY CABLE VERSORGUNGSKABEL CABLE

	Article	Description
	65REB096	EBS-E SENSORKABEL 3 MTR. CABLE WITH SOCKET KABEL MIT GERAETESTECKDOSE PROLONGATEUR ABS
	65REB104	EBS-E MODULATOR 2S/2M STANDAARD PEM WABCO EBS-TRAILER MODULATOR 24 VOLT EBS-TRAILER MODULATOR 24 VOLT EBS-TRAILER MODULATOR 24 VOLT
	65REB106	EBS-E LIFTAS, RTR KABEL DIN BAJ. 4 MTR. (WABCO 449 443 040 0) CABLE WITH SOCKET KABEL MIT GERAETESTECKDOSE CABLE AVEC PRISE
	65REB114	EBS-E SLIJTAGE-INDICATOREN EBS-KABEL 1.3 MTR. EBS-E WEAR INDICATORS EBS CABLE 1.3 MTR. EBS-E VERSCHLEISSANZEIGEN EBS CABLE 1.3 MTR. EBS-E INDICATEURS D'USURE EBS CABLE 1.3 MTR.
	65REB176	24N BACKUP KABEL 6 MTR PVC-ADR 24N BACKUP CABLE 6 MTR PVC ADR 24N ERSATZKABEL 6 MTR PVC ADR CABLE DE RECHANGE 24N 6 MTR PVC ADR
	65REB192	EBS-E VERBINDINGSKABEL 12 MTR. BAJ. EBS-E CONNECTION CABLE 12 METER BAJONET EBS-E ANSCHLUSSKABEL 12 MTR. BAJ. EBS-E CÂBLE DE CONNEXION 12 METER BAJONET
	65REB193	EBS VOEDINGSKABEL ISO 7638 STEKDOOS 0.3M BAJ. (WABCO 449 133 003 0) CABLE WITH ABS-SOCKET KABEL MIT ABS-STECKDOSE CABLE

ELEKTRISCH - VERLICHTING

	Article	Description
	65RTC023	SENSOR VOOR LOOPREK BEVEILIGING - 0GRADEN SENSOR --ULTRASONIC ULTRASONIC SENSOR 0 GRAD CAPTEUR ULTRASONIQUE
	65RTC025	AKOESTISCHE SIGNALERING / ZOEMER BUZZER --TRAILER RUECKFAHRWARNER TAILGUARD BUZZER
	65RTC026	SENSOR LOOPREK BEVEILIGING - 15GRADEN SENSOR --ULTRASONIC ULTRASONIC SENSOR 15 GRAD - TAILGUARD CAPTEUR ULTRASONIQUE
	66KAA006	AARDINGSHASPEL TYPE EGLI (GEEL PLASTIC KAP , INCL 8M KABEL) GROUNDING REEL TYPE EGLI (YELLOW PLASTIC CAP, INCL 8M CABLE) ERDUNGSSPULE TYP EGLI (GELBE KUNSTSTOFFKAPPE, INKL 8M KABEL) MISE A LA TERRE, TYPE EGLI (CAPUCHON EN PLASTIQUE JAUNE, INCL 8M CABLE)
	66KAK138	STOP VOOR KETTING ZIJVERLICHTING 3P AANSL. STOPPER FOR CHAIN SIDE LIGHTNING 3PIN CONNECTION STOPPER FÜR KETTE SEITENBELEUCHTUNG 3 PIN ANSCHLUSS BOUCHON POUR CHAÎNE ÉCLAIRAGE LATÉRAL 3 BROCHES CONNEXION
	66KAS012	SPIRAALKABEL 15-ADER 12X1.5 + 3X2,5 ASS3 - ASPOCK SPRIAL CABLE 15-CORE 12X1.5 + 3X2.5 ASS3 - ASPOCK SPIRALKABEL 15-ADRIG 12X1.5 + 3X2.5 ASS3 CABLE SPIRALE 15 BRINS 12X1.5 + 3X2.5 ASS3 - ASPOCK
	66KAV002	KABEL 1600 MM VOOR EUROPOINT (LINKS) ADR CABLE 1600 MM FOR EURO POINT (LEFT) ADR KABEL 1600 MM FÜR EURO POINT (LINKS) ADR CÂBLE 1600 MM POUR EURO POINT (GAUCHE) ADR

ELEKTRISCH - VERLICHTING

	Article	Description
	66KAV004	KABEL 3000 MM VOOR EUROPOINT (LINKS) ADR CABLE 3000 MM FOR EUROPOINT (LEFT) ADR KABEL 3000 MM FÜR EUROPOINT (LINKS) ADR CABLE 3000 MM POUR EUROPOINT (GAUCHE) ADR
	66KAV005	KABEL 3000 MM VOOR EUROPOINT (RECHTS) ADR CABLE 3000 MM FOR EUROPOINT (RIGHT) ADR KABEL 3000 MM FÜR EUROPOINT (RECHTS) ADR CABLE 3000 MM POUR EUROPOINT (DROITE) ADR
	66KAV010	P&R VLAKKABEL 17METER - ADR P&R FLAT CABLE 17METRES - ADR P&R FLACHKABEL 17 METER - ADR CABLE PLAT P & R 17METRES - ADR
	66KAV051	VOEDINGSKABEL 15 POLIG - ADR-600MM-ASS3 15-PIN POWER CABLE-ADR-600MM-ASS3 15-POLIGES STROMKABEL-ADR-600MM-ASS3 CÂBLE D'ALIMENTATION 15 BROCHES-ADR-600MM-ASS3
	66KAV056	VOEDINGSDOOS 24N+24S+15P -ADR-600MM-ASS3 - ASPOCK SUPPLY BOX 24N +24S +15P-ADR-600MM-ASS3 - ASPOCK VERSORGUNGSKASTEN 24N +24S +15P-ADR-600MM-ASS3 - ASPOCK BOÎTE D'ALIMENTATION 24N + 24S + 15P-ADR-600MM-ASS3 - ASPOCK
	66KAV057	VOEDINGSKABEL 15-POLIG -ADR- 600MM POWER SUPPLY 15-PIN -ADR- 600MM STROMVERSORGUNG 15-PENNE -ADR- 600MM ALIMENTATION 15 POLIG -ADR- 600MM
	66KAV058	VOEDINGSKABEL 24N+24S -ADR-600MM-ASS3 POWER CABLE 24N + 24S-ADR-600MM-ASS3 STROMKABEL 24N + 24S-ADR-600MM-ASS3 CÂBLE D'ALIMENTATION 24N + 24S-ADR-600MM-ASS3

ELEKTRISCH - VERLICHTING

	Article	Description
	66KAV060	HOOFDKABEL 15 ADERIG - ADR - 15000 MM - ASS3 MAIN CABLE 15 WIRE - ADR - 15000 MM - ASS3 HAUPTKABEL 15-DRÄHTIG - ADR - 15000 MM - ASS3 CABLE PRINCIPAL 15 FILS - ADR - 15000 MM - ASS3
	66KAV071	KETTING ZIJVERLICHTING MET 5X 3-POLIG AANSLUITING - ASPOCK CHAIN SIDE LIGHT WITH 5X 3PIN CONNECTION - ASPOCK KETTEN-SEITENLEUCHE MIT 5X 3PENNE VERBINDUNG - ASPOCK LUMIÈRE CÔTÉ CHAÎNE AVEC RACCORDEMENT 5X3 BROCHE - ASPOCK
	66KAV080	TUSSENKABEL 2X ASS3 + 1X ASS2 (REMLICHT) CONNECTING CABLE 2X ASS3 + 1X ASS2 (BRAKE LIGHT) VERBINDUNGSKABEL 2X ASS3 + 1X ASS2 (BREMSLICHT) CÂBLE DE CONNEXION 2X ASS3 + 1X ASS2 (FEU DE FREIN)
	66KAV083	Y-KABEL 3P ASS3 (LENGTE 2X 200MM) Y-CABLE 3P ASS3 (LENGTH 2X 200MM) Y-KABEL 3P ASS3 (LÄNGE 2X 200MM) CABLE Y 3P ASS3 (LONGUEUR 2X 200MM)
	66KAV090	VOEDINGSDOOS 15-POLIG SUPPLY BOX 15-PIN VERSORUNGSKASTEN 15-PIN BOÎTE D'ALIMENTATION 15 BROCHES
	66KDC001	VERBINDINGSDOOS POLYESTER IP 65 KLEUR GRIJS 120 X 122 X 90 MM CONNECTION BOX POLYESTER IP 65 COLOR GRAY 120 X 122 X 90 MM ANSCHLUSSDOSE POLYESTER IP 65 FARBE GRAU 120 X 122 X 90 MM BOÎTE DE CONNEXION POLYESTER IP 65 COULEUR GRIS 120 X 122 X 90 MM
	66KDC002	VERBINDINGSDOOS (GRIJS) POLYESTER IP 65 KLEUR GRIJS 220 X 120 X 90 MM CONNECTING BOX (GREY) POLYESTER IP 65 ANSCHLUSSDOSE (GRAU) POLYESTER IP 65 BOITIER DE CONNEXION (GRIS) POLYESTER IP 65

ELEKTRISCH - VERLICHTING

	Article	Description
	66KDC008	VERDEELDOOS ASPOCK DISTRIBUTION BOX ASPOCK VERTEILERKASTEN ASPOCK BOÎTE DE DISTRIBUTION ASPOCK
	66KDC017	VERBINDINGSDOOS POLYESTER (BENZINE BESTENDIG) - 250 X 255 X 120 MM CONNECTING BOX POLYESTER (PETROL RESISTANT) - 250 X 255 X 120 MM VERBINDUNGSKASTENPOLYESTER (benzinbeständig) - 250 x 255 x 120 mm POLYESTER BOITE DE RACCORDEMENT (RESISTANT A L'ESSENCE) - 250 X 255 X 120 MM
	66KDC026	VERDEELDOOS ASPOCK - ADR - ASS3 (2X1600MM) DISTRIBUTION BOX ASPOCK - ADR - ASS3 VERTEILERKASTEN ASPOCK - ADR - ASS3 BOÎTE DE DISTRIBUTION ASPOCK - ADR - ASS3
	66KDC028	VERDEELKABEL ASPOCK ACHTER -ADR 2X2500-ASS3 DISTRIBUTION CABLE ASPOCK REAR -ADR 2X2500-ASS3 VERTEILERKABEL ASPOCK HINTEN -ADR 2X2500-ASS3 CABLE DE DISTRIBUTION ASPOCK ARRIERE -ADR 2X2500-ASS3
	66KDC029	TUSSENVERDEELDOOS ASPOCK - ADR - ASS3 INTERMEDIATE DISTRIBUTION BOX ASPOCK - ADR - ASS3 INTERMEDIÄRER VERTEILERKASTEN ASPOCK - ADR - ASS3 BOÎTE DE DISTRIBUTION INTERMÉDIAIRE ASPOCK - ADR - ASS3
	66KDC030	VERDEELDOOS ADR 3-KAMER - ASS3 DIVIDER ADR 3-ROOM-ASS3 DIVIDER ADR 3-ZIMMER-ASS3 DIVISEUR ADR 3-ROOM-ASS3
	66KDC062	VERDEELDOOS + LCG2 (75-0310-007) DISTRIBUTION BOX + LCG2 (75-0310-007) VERTEILERKASTEN + LCG2 (75-0310-007) BOÎTE DE DISTRIBUTION + LCG2 (75-0310-007)

ELEKTRISCH - VERLICHTING

	Article	Description
	66RFC013	REFLECTOR DIA 61 MM ROND AMBER AEB 60-OR-N MET MONTAGE GAT REFLECTOR DIA 61 MM ROUND AMBER AEB 60-OR-NWITH MOUNTING HOLE REFLEKTOR DURCHMESSER 61 MM RUND BERNSTEIN AEB 60-OR-NMIT BEFESTIGUNGSLOCH RÉFLECTEUR DIA 61 MM ROND AMBRE AEB 60-OR-NAVEC TROU DE MONTAGE
	66SCC038	ENKELVOUDIG COMEX KAST (2XM20 RED)
	66SCC071	INDUCTIEVE NADERINGSSCHAKELAAR (PNP NO) INDUCTIVE AFFECTION SWITCH (PNP NO) INDUKTIVER AFFEKTIONSSCHALTER (PNP NO) COMMUTATEUR À AFFECTION INDUCTIVE (PNP NO)
	66SCC077	DC-DC CONVERTER 24V (INPUT RANGE 8-40V DC / OUTPUT 6 AMPERE) SAM- SYSTEM DC-DC CONVERTER 24V (INPUT RANGE 8-40V DC / OUTPUT 6 AMPERE) SAM- SYSTEM DC-DC-KONVERTER 24 V (EINGANGSBEREICH 8-40 V DC / AUSGANG 6 AMPERE) SAM-SYSTEM CONVERTISSEUR CC-CC 24V (GAMME D'ENTRÉES 8-40V CC / SORTIE 6 AMPÈRES) SAM-SYSTEM
	66SCC089	TWEEVOUDDIG COMEX KAST (2XM20 RED), GROENE LAMP DUAL COMEX CABINET (2XM20 RED), GREEN LAMP DUALES COMEX-GEHÄUSE (2XM20 ROT), GRÜNE LAMPE ARMOIRE COMEX DOUBLE (2XM20 ROUGE), LAMPE VERTE
	66SCO008	DRAAIKNOP , ZWARTE HENDEL 2 VASTE STANDEN TURN KNOB, BLACK HANDLE 2 FIXED POSITIONS DREHGRIF, SCHWARZER GRIFF 2 FIXE POSITIONEN BOUTON TOURNANT, POIGNÉE NOIR 2 POSITIONS FIXES
	66SCO015	SCHAKELMODULE VOOR RAILMONTAGE, 1NO & 1NC SWITCH MODULE FOR RAIL MOUNTING, 1NO & 1NC SCHALTMODUL FÜR SCHIENENMONTAGE, 1NO & 1NC MODULE D'INTERRUPTEUR POUR MONTAGE SUR RAIL, 1NO ET 1NC

	Article	Description
 <p>456172 07-3400-5310 Selector switch I-0-II latching</p>	66SCO017	KEUZESCHAKELAAR I-0-II, 2X BLIJVEND SELECTION SWITCH I-0-II, 2X CONTINUOUS WAHLSCHALTER I-0-II, 2X KONTINUIERLICH COMMUTATEUR DE SÉLECTION I-0-II, 2X CONTINU
	66SCO020	SCHAKELMODULE VOOR RAILMONTAGE, 2NO SWITCH MODULE FOR RAIL MOUNTING, 2NO SCHALTMODUL FÜR SCHIENENMONTAGE, 2NO MODULE D'INTERRUPTEUR POUR MONTAGE SUR RAIL, 2NO
	66SCO081	KEUZESCHAKELAAR 0-I, BLIJVEND (FLEX+FRONT) SWITCH 0-I, CONTINUOUS (FLEX + FRONT) SCHALTER 0-I, KONTINUIERLICH (FLEX + FRONT) COMMUTATEUR 0-I, CONTINU (FLEX + AVANT)
	66SCO082	RELAIS 24VDC / 30-40A RELAIS 24VDC / 30-40A RELAIS 24VDC / 30-40A RELAIS 24VDC / 30-40A
	66SCO088	SCHAKELMODULE COMEX FLEX + FRONT MONTAGE, 2NO SWITCH MODULE COMEX FLEX + FRONT MOUNTING, 2NO SCHALTMODUL COMEX FLEX + FRONT MONTAGE, 2NO MODULE INTERRUPTEUR COMEX FLEX + MONTAGE AVANT, 2NO
	66SCO091	JUNCTION BOX FOR COMEX-FLEX JUNCTION BOX FOR COMEX-FLEX ANSCHLUSSDOSE FÜR COMEX-FLEX BOÎTE DE JONCTION POUR COMEX-FLEX
	66SCO096	COMEX KAST ENKELVOUDIG , 4 X M20X1.5 COMEX CABINET SINGLE, 4 X M20X1.5 COMEX SCHRANK EINZEL, 4 X M20X1.5 COMEX SIMPLE CABINE, 4 X M20X1.5






ELEKTRISCH - VERLICHTING

	Article	Description
	66SCO098	COMEX KAST TWEEVOUDIG 4 X M20X1.5 COMEX CABINET DOUBLE 4 X M20X1.5 COMEX CABINET DOPPELT 4 X M20X1.5 COMEX ARMOIRE DOUBLE 4 X M20X1.5
	66SCO101	COMEX KAST ENKELVOUDIG, 2 X M20X1.5 + AARD COMEX CASE SINGLE, 2 X M20X1.5 + GROUNDING COMEX CASE SINGLE, 2 X M20X1.5 + ERDUNG COMEX CAS SINGLE, 2 X M20X1.5 + MISE À LA TERRE
	66SCO102	COMEX KAST TWEEVOUDIG, 2 X M20X1.5 + AARD COMEX CABINET DUPLEX, 2 X M20X1.5 + NATURE COMEX CABINET DUPLEX, 2 X M20X1.5 + NATURE COMEX ARMOIRE DUPLEX, 2 X M20X1.5 + NATURE
	66SCO103	COMEX KAST DRIEVOUDIG, 2 X M20X1.5 + AARD COMEX CASE TRIPLE, 2 X M20X1.5 + GROUNDING COMEX CASE TRIPLE, 2 X M20X1.5 + ERDUNG COMEX CASE TRIPLE, 2 X M20X1.5 + MISE À LA TERRE
	66SCO104	COMEX KAST DRIEVOUDIG 4 X M20X1.5 + AARD COMEX CABINET TRIPLE 4 X M20X1.5 + EARTH CONNECTION COMEX KAST DRIEVOUDIG 4 X M20X1.5 + AARDAANSLUITING COMEX CABINET TRIPLE 4 X M20X1.5 + MISE À LA TERRE
	66SCO105	COMEX KAST TWEEVOUDIG, 4 X M20X1.5 + AARD COMEX CABINET DUPLEX, 4 X M20X1.5 + EARTH CONNECTION COMEX ARMOIRE DUPLEX, 4 X M20X1.5 + MISE À LA TERRE COMEX CABINET DUPLEX, 4 X M20X1.5 + ERDUNGSANSCHLUSS
	66SCO120	RELAIS 24VDC / 20A / 2x WISSELCONTACT (NO) RELAIS 24VDC / 20A / 2x CHANGE CONTACT (NO) RELAIS 24VDC / 20A / 2x DELETE KONTAKT (NEIN) RELAIS 24VDC / 20A / 2x CONTRAT DE RETARD (NO)

ELEKTRISCH - VERLICHTING

	Article	Description
	66STC001	BATTERIJSTEKKER (MANN), TYPE E2 200AMP REMA BATTERY PLUG (MALE), TYPE E2 200 AMP REMA AKKUSTECKER (MÄNNLICH), TYP E2 200 AMPER REMA CONNECTEUR DE BATTERIE (MALE), TYPE E2 200 AMP REMA
	66STC002	BATTERIJSTEKKER(FEMALE), TYPE E1 / 200 AMP REMA BATTERY PLUG (FEMALE), TYPE E1/200 AMP REMA AKKUSTECKER (WEIBLICH), TYP E1/200 AMPER REMA CONNECTEUR DE BATTERIE (FEMELLE), TYPE E1 / 200 AMP REMA
	66STC006	STEKKER 3-POLIG HELLA PLUG 3-PIN HELLA STECKER 3-PIN HELLA PLUG HELLA À 3 BROCHES
	66STC018	STEKKERDOOS 3-POLIG SOCKET BOX 3-PIN STECKDOSENKASTEN 3-PIN BOITIER CONNECTEUR A 3 BROCHES
	66STC079	NATO STEKKERDOOS 2-POLIG (200A-24V-50 MM² KABEL) NATO SOCKET 2-PIN (200 AMPERE / 24VOLT / 50 MM² CABLE) NATO STECKDOSE 2-PIN (200 AMPER / 24VOLT / 50 MM² KABEL) CONNECTEUR 2 BROCHES NATO (200 AMPERE / 24VOLT / 50 MM² CABLE)
	66VAC054	ACHTERLICHT,6-KAMER MET DRIEHOEK LINKS (VALEO LC7 T4 C 11 C) REAR LIGHT, 6-CHAMBER WITH TRIANGLE LEFT (VALEO LC7 T4 C 11 C) RÜCKLICHT, 6-KAMMERN MIT DREIECK LINKS (VALEO LC7 T4 C 11 C) FEU ARRIÈRE, 6 CHAMBRES AVEC TRIANGLE GAUCHE (VALEO LC7 T4 C 11 C)
	66VAC058	ACHTERLICHT ECOPOINT LINKS REAR LIGHT ECOPOINT LEFT RÜCKLICHT ECOPOINT LINKS LUMIÈRE ARRIÈRE GAUCHE ECOPOINT

ELEKTRISCH - VERLICHTING

	Article	Description
	66VAC059	ACHTERLICHT ECOPOINT RECHTS REAR LIGHT ECOPOINT RIGHT RÜCKLICHT ECOPOINT RECHTS LUMIÈRE ARRIÈRE DROITE ECOPOINT
	66VAC067	ACHTERLICHT LED-ECOPOINT, DRIEHOEK, LINKS REAR LIGHT LED ECOPOINT, TRIANGLE, LEFT RÜCKLICHT LED ECOPOINT, DREIECK, LINKS LED ARRIÈRE, TRIANGLE, GAUCHE ECOPOINT
	66VAC068	ACHTERLICHT LED-ECOPOINT, DRIEHOEK, RECHTS REAR LIGHT LED ECOPOINT, TRIANGLE, RIGHT RÜCKLICHT LED ECOPOINT, DREIECK, RECHTS LED ARRIÈRE, TRIANGLE, DROITE ECOPOINT
	66VAC085	EUROPOINT II LINKS, 1X STANDL. LED EUROPOINT II LEFT, 1X STANDL. LED EUROPOINT II LINKS, 1X STANDL. LED EUROPOINT II GAUCHE, 1X STANDL. LED
	66VAC086	EUROPOINT II RECHTS, 1X STANDL. LED EUROPOINT II RIGHT, 1X STANDL. LED EUROPOINT II RECHTS, 1X STANDL. LED EUROPOINT II DROITE, 1X STANDL. LED
	66VAC090	3 KAMER LAMP LED ENKEL 24V 3 CHAMBER LIGHT LED SINGLE 24V 3 KAMMERLEUCHTEN LED EINZEL 24V LUMIÈRE LED A 3 CHAMBRES SINGLE 24V
	66VAC100	MISTLAMP LED LED FOG LIGHT LED NEBELLEUCHTE FEU DE BROUILLARD LED

	Article	Description
	66VAC101	ACHTERUITRIJLAMP LED REVERSING LED LIGHT RÜCKFAHRLEUCHTE LED LED DE LUMIÈRE ARRIÈRE
	66VAC109	3 KAMER LAMP ASPOCK
	66VAC122	3 KAMER LAMP LED 'DURALED COMBI' ,RECHTHOEK 3 ROOM LAMP LED "DURALED COMBI", RECTANGLE 3 ZIMMER LAMPE LED " DURALED COMBI ", RECHTECK LAMPE 3 PIÈCES LED'DURALED COMBI', RECTANGLE
	66VAC147	MINI LED II - 3K LAMP - OPEN UITEINDE 12/24V MINI LED II-3K LAMP-OPEN END 12/24V MINI LED II-3K LAMPE-OFFENES ENDE 12/24V MINI LED II-3K LAMP-OPEN END 12/24V
	66VAC156	MIST + ACHTERUITRIJLAMP LED PG11 FOG + BACKUP LIGHT LED PG11 NEBEL + ERSATZ LICHT LED PG11 FEU DE BROUILLARD + REcul LED PG11
	66VAC161	EUROPOINT III LINKS (25-7000-507) EUROPOINT III LEFT (25-7000-507) EUROPOINT III LINKS (25-7000-507) EUROPOINT III GAUCHE (25-7000-507)
	66VAC162	EUROPOINT III RECHTS (25-7400-507) EUROPOINT III RIGHT EUROPOINT III RECHTS EUROPOINT III DROIT

ELEKTRISCH - VERLICHTING

	Article	Description
	66VAC164	EUROPOINT III LINKS, MET BREEDTELICHT EUROPOINT III LEFT, WITH WIDTH LIGHT EUROPOINT III LINKS, MIT BREITE LICHT EUROPOINT III GAUCHE, AVEC LUMIÈRE DE LARGEUR
	66VAC165	EUROPOINT III RECHTS, MET BREEDTELICHT EUROPOINT III RIGHT, WITH WIDTH LIGHT EUROPOINT III RECHTS, MIT BREITE LICHT EUROPOINT III DROIT, AVEC LARGEUR DE LARGEUR
	66VAC166	EUROPOINT III LED LINKS, MET BREEDTELICHT (25-7020-707) EUROPOINT III LED LEFT, WITH WIDTH LIGHT (25-7020-707) EUROPOINT III LED LINKS, MIT BREITE LICHT (25-7020-707) EUROPOINT III LED GAUCHE, AVEC LUMIÈRE DE LARGEUR (25-7020-707)
	66VAC167	EUROPOINT III LED RECHTS, MET BREEDTELICHT (25-7420-707) EUROPOINT III LED RIGHT, WITH WIDTH LIGHT (25-7420-707) EUROPOINT III LED RECHTS, MIT BREITE LICHT (25-7420-707) EUROPOINT III LED DROITE, AVEC LUMIERE DE LARGEUR (25-7420-707)
	66VAC171	EUROPOINT III LED LINKS (25-7000-707) EURO POINT III LED LEFT (25-7000-707) EURO POINT III LED LINKS (25-7000-707) EUROPOINT III LED GAUCHE (25-7000-707)
	66VAC172	EUROPOINT III LED RECHTS (25-7400-707) EURO POINT III LED RIGHT (25-7400-707) EURO POINT III LED RECHTS (25-7400-707) EURO POINT III LED DROITE (25-7400-707)
	66VAC188	ECOLED II LINKS, MET BREEDTELICHT, ECOLED II LEFT, WITH WIDTH LIGHT ECOLED II LINKS, MIT BREITE LICHT ECOLED II LED GAUCHE, AVEC LUMIÈRE DE LARGEUR

ELEKTRISCH - VERLICHTING

	Article	Description
	66VAC189	ECOLED II RECHTS, MET BREEDTELICHT, ECOLED II RIGHT, WITH WIDTH LIGHT ECOLED II RECHTS, MIT BREITE LICHT ECOLED II DROIT, AVEC LARGEUR DE LARGEUR
	66VAC200	ECOLED III LINKS ECOLED III LEFT ECOLED III LINKEN ECOLED III GAUCHE
	66VAC204	EUROPOINT III LINKS EUROPOINT III LEFT EUROPOINT III-LINKS EUROPOINT III GAUCHE
	66VAC205	EUROPOINT III RECHTS EUROPOINT III RIGHT EUROPOINT III RICHTIG EUROPOINT III DROITE
	66VAO003	BESCHERMKAP 5-K LAMPEN PROTECTION CAP 5-K LAMPS SCHUTZKAPPE 5-K LAMPEN CAPUCHON DE PROTECTION LAMPES 5-K
	66VAO019	LENS VOOR ACHTERLICHT EUROPOINT II LENS FOR REAR LIGHT EURO POINT II OBJEKTIV FÜR RÜCKLEUCHTE EURO POINT II OBJECTIF POUR LA LUMIÈRE ARRIÈRE EURO POINT II
	66VAO033	LENS ASPOCK EUROPOINT III LINKS LENS FOR ASPOCK EUROPOINT III LEFT LENS FUR ASPOCK EUROPOINT III LINKS LENTILLE ASPOCK EUROPOINT III GAUCHE








ELEKTRISCH - VERLICHTING

	Article	Description
	66VAO034	LENS VOOR ASPOCK EUROPOINT III RECHTS LENS FOR ASPOCK EUROPOINT III RIGHT OBJEKTIV FÜR ASPOCK EUROPOINT III RECHTS LENTILLE POUR ASPOCK EUROPOINT III DROIT
	66VKC008	KASTVERLICHTING TYPE 569 , KABELINFÜHR W10A CABINET LIGHTING TYPE 569, KABELINFÜHR W10A SCHRANKBELEUCHTUNG TYP 569, KABELINFÜHR W10A ÉCLAIRAGE DE COFFRET TYPE 569, KABELINFÜHR W10A
	66VKC009	EEX KASTVERLICHTING TYPE 5061 EEX CASE LIGHTING TYPE 5061 EEX-CASE-BELEUCHTUNGSTYP 5061 EEX CASE LIGHTING TYPE 5061
	66VKC014	EX-KASTVERLICHTING , LED-LAMP 24VDC EX-CABINET LIGHTING, LED BULB 24VDC EX- KAMMERBELEUCHTUNG, LED-GLÜHBIRNE 24VDC ÉCLAIRAGE EX-ARMOIRE, AMPOULE LED 24VDC
	66VNC009	KENTEKENPLAAT VERLICHTING REGPOINT LED ADR P&R LICENCE PLATE LIGHTING RIGHT, REGPOINT LED ADR P&R NUMMERNSCHILD BELEUCHTUNG RECHTS, REGPOINT LED ADR P&R ÉCLAIRAGE DE PLAQUE D'IMMATRICULATION DROIT, REGPOINT LED ADR P & R
	66VNC018	KENTEKENPL. VERLICHTING REGPOINT ADR ASS3 (36-3007-397) REGISTRATION PLATE. LIGHTING REGPOINT ADR ASS3 (36-3007-397) KENNZEICHEN. BELEUCHTUNG REGPOINT ADR ASS3 (36-3007-397) PLAQUE D'IMMATRICULATION. ECLAIRAGE REGPOINT ADR ASS3 (36-3007-397)
	66VNC020	KENTEKENPLAAT VERLICHTING REGPOINT LED ADR LICENSE PLATE LIGHTS REGPOINT LED ADR KENNZEICHENBELEUCHTUNG REGPOINT LED ADR LIGHTS PLAQUE D'IMMATRICULATION REGPOINT LED ADR




ELEKTRISCH - VERLICHTING

	Article	Description
	66VNC023	KENTEKENPLAAT VERLICHTING REGPOINT II LED LICENCE PLATE LIGHTING REGPOINT II LED NUMMERNSCHILD BELEUCHTUNG REGPOINT II LED ÉCLAIRAGE DE PLAQUE D'IMMATRICULATION REGPOINT II LED
	66VNC024	KENTEKENPL. VERLICHTING REGPOINT II LED LICENCE PL. LIGHTING REGPOINT II LED NUMMERNSCHILD BELEUCHTUNG REGPOINT II LED ÉCLAIRAGE DE PLAQUE D'IMMATRICULATION REGPOINT II LED
	66VNC025	KENTEKENPLAAT VERLICHTING REGPOINT II LED ASS2 LICENSE PLATE LIGHTING REGPOINT II LED ASS2 LIZENZSCHILD BELEUCHTUNG REGPOINT II LED ASS2 ÉCLAIRAGE DE PLAQUE D'IMMATRICULATION REGPOINT II LED ASS2
	66VNC030	KENTEKENPLAAT VERLICHTING RECHT REGPOINT LED ADR P&R LICENSE PLATE LIGHT RIGHT REGPOINT LED ADR P R LIZENZPLATTE LIGHT RECHTS REGPOINT LED ADR P R PLAQUE DE LICENCE LIGHT RIGHT REGPOINT LED ADR P R
	66VNC034	KENTEKENPLAAT VERLICHTING FLEXLED II LED ASS2 NUMBER PLATE LIGHTING FLEXLED II LED ASS2 KENNZEICHENBELEUCHTUNG FLEXLED II LED ASS2 ECLAIRAGE DE PLAQUE NUMERO FLEXLED II LED ASS2
	66VPC014	ZIJMARKERINGSLAMP AMBER VALEO FE 94 PDK SIDE MARKING LIGHT AMBER VALEO FE 94 PDK SEITENMARKIERUNGS-LEUCHTE BERNSTEINFARBEN VALEO FE 94 PDK LUMIÈRE DE MARQUAGE LATÉRALE AMBRE VALEO FE 94 PDK
	66VPC064	ZIJMARKERINGSLICHT LED UNI-POINT ADR 1500MM SIDE MARKING LIGHT LED UNI-POINT ADR 1500MM SEITENMARKIERUNGS-LEUCHTE LED UNI-POINT ADR 1500MM LUMIÈRE DE MARQUAGE LATÉRALE LED UNI-POINT ADR 1500MM

ELEKTRISCH - VERLICHTING

	Article	Description
	66VPC069	ZIJMARKERINGSLAMP LED HELLA SIDE MARKING LIGHT LED HELLA SEITENMARKIERUNGS-LEUCHTE LED HELLA LUMIÈRE DE MARQUAGE LATÉRALE LED HELLA
	66VPC072	POSITIELICHT WIT LED P&R 500 MM ADR UNI-POINT POSITION LIGHT WHITE LED P&R 500 MM ADR UNI-POINT POSITIONSLICHT WEIß LED P&R 500 MM ADR UNI-POINT FEU DE POSITION LED BLANCHE P & R 500 MM ADR UNI-POINT
	66VPC077	ZIJMARKERINGSLICHT LED UNI-POINT ADR 500MM SIDE MARKER LAMP LED UNI-POINT ADR 500MM SEITENMARKIERUNGSLEUCHTE LED UNI-POINT ADR 500MM LAMPE DE MARQUEUR LATÉRAL LED UNI-POINT ADR 500MM
	66VPC078	ZIJMARKERINGSLICHT LED UNI-POINT ADR 1500MM SIDE MARKING LIGHT LED UNI-POINT ADR 1500MM SEITENMARKIERUNGS-LEUCHTE LED UNI-POINT ADR 1500MM LUMIÈRE DE MARQUAGE LATÉRALE LED UNI-POINT ADR 1500MM
	66VPC079	POSITIELICHT WIT LED P&R 500 MM ADR INBOUW POSITION LIGHT WHITE LED P&R 500 MM ADR BUILT-IN POSITIONSLICHT WEIß LED P&R 500 MM ADR EINGEBAUTE FEU DE POSITION LED BLANCHE P & R 500 MM ADR INTEGRE
	66VPC080	BREEDTELICHT LINKS SUPERPOINT II RT/WS ADR WIDTH LIGHT LEFT SUPERPOINT II RT/WS ADR BREITE LICHT LINKS SUPERPOINT II RT/WS ADR LUMIÈRE DE LARGEUR GAUCHE SUPERPOINT II RT / WS ADR
	66VPC081	BREEDTELICHT RECHTS SUPERPOINT II RT/WS ADR WIDTH LIGHT RIGHT SUPERPOINT II RT/WS ADR BREITE LICHT RECHTS SUPERPOINT II RT/WS ADR LUMIÈRE DE LARGEUR DROITE SUPERPOINT II RT / WS ADR

ELEKTRISCH - VERLICHTING

	Article	Description
	66VPC089	POSITIELICHT WIT LED P&R 500MM ADR UNIPOINT POSITION LIGHT WHITE LED P & R 500MM ADR UNIPOINT POSITIONSLICHT WEIß LED P & R 500MM ADR UNIPOINT FEU DE POSITION LED BLANCHE P & R 500 MM ADR UNIPOINT
	66VPC095	BREEDTELICHT LED SUPERPOINT III RT/WS ADR (RECHTS) WIDTH LIGHT LED SUPERPOINT III RT/WS ADR BREITE LICHT LED SUPERPOINT III RT/WS ADR LUMIÈRE DE LARGEUR SUPERPOINT III RT / WS ADR
	66VPC096	BREEDTELICHT LED SUPERPOINT III RT/WS ADR (LINKS) WIDTH LIGHT LED SUPERPOINT III RT/WS ADR BREITE LICHT LED SUPERPOINT III RT/WS ADR LUMIÈRE DE LARGEUR SUPERPOINT III RT / WS ADR
	66VPC097	MONTAGESTEUN, RUBBER, VOOR UNIPOINT OP BUIS 42 MOUNTING BRACKET, RUBBER, FOR UNIPOINT ON PIPE 42 HALTERUNG, GUMMI, FÜR UNIPOINT AUF ROHR 42 SUPPORT DE MONTAGE EN CAOUTCHOUC POUR UNIPOINT SUR TUYAU 42
	66VPC107	ZIJMARKERINGSLICHT LED UNI-POINT ORANJE ADR 1500MM (ZONDER STEUN) SIDE MARKING LIGHT LED UNI-POINT ADR 1500MM (WITHOUT BRACKET) SEITENMARKIERUNGS-LEUCHE LED UNI-POINT ADR 1500MM (OHNE HALTERUNG) LUMIÈRE DE MARQUAGE LATÉRALE LED UNI-POINT ADR 1500MM (SANS SUPPORT)
	66VPC108	POSITIELICHT WIT LED 1500MM ADR UNIPOINT (ZONDER STEUN) POSITION LIGHT WHITE LED 1500MM ADR UNIPOINT (WITHOUT BRACKET) POSITIONSLICHT WEIß LED 1500MM ADR UNIPOINT (OHNE HALTERUNG) FEU DE POSITION BLANC LED 1500MM ADR UNIPOINT (SANS SUPPORT)
	66VPC125	BREEDTELICHT LED SUPERPOINT III RT/WS ADR - LINKERZIJDE (MET BEKABELING) WIDTH LIGHT LED SUPER POINT III RT/WS ADR LEFT (WITH CABLING) BREITE LICHT-LED SUPER PUNKT III RT/WS ADR LINKS (MIT VERKABELUNG) LARGEUR LED SUPER POINT III RT/WS ADR GAUCHE (AVEC CÂBLAGE)

ELEKTRISCH - VERLICHTING

	Article	Description
	66VPC126	BREEDTELICHT LED SUPERPOINT III RT/WS ADR - RECHTERZIJDE (MET BEKABELING) WIDTH LIGHT LED SUPER POINT III RT/WS ADR-RIGHT SIDE (WITH CABLING) BREITE LICHT-LED SUPER POINT III RT/WS ADR-RECHTE SEITE (MIT VERKABELUNG) LARGEUR LED SUPER POINT III RT/WS ADR-CÔTÉ DROIT (AVEC CÂBLAGE)
	66VPC141	POSITIELICHT WIT LED 500MM ADR UNIPOINT POSITION LIGHT WHITE LED 500MM ADR UNIPOINT POSITIONSLICHT WEIß LED 500MM ADR UNIPOINT FEU DE POSITION BLANC LED 500MM ADR UNIPOINT
	66VPC149	BREEDTELICHT SUPERPOINT III RT/WS ADR RECHTS WIDTH LIGHT SUPERPOINT III RT/WS ADR RIGHT BREITE LICHT SUPERPOINT III RT/WS ADR RECHTS LUMIÈRE DE LARGEUR SUPERPOINT III RT / WS DROIT
	66VPC152	BREEDTELICHT SUPERPOINT II RT/WS ADR (RECHTS) WIDTH LIGHT SUPERPOINT II RT/WS ADR BREITE LICHT SUPERPOINT II RT/WS ADR LUMIÈRE DE LARGEUR SUPERPOINT II RT / WS
	66VPC153	BREEDTELICHT SUPERPOINT II RT/WS ADR (LINKS) WIDE LIGHT SUPERPOINT II RT / WS ADR (LINKS) BREITBELEUCHTUNG SUPERPOINT II RT / WS ADR (LINKS) SUPERPOINT LUMINEUX II RT / WS ADR (LIENS)
	66VPC155	BREEDTELICHT LED SUPERPOINT LINKS - IV RT/WS ADR WIDTH LIGHT LED SUPERPOINT LEFT - IV RT/WS ADR BREITE LICHT LED SUPERPOINT LINKS - IV RT/WS ADR LUMIÈRE DE LARGEUR LED GAUCHE SUPERPOINT II RT / WS
	66VPC156	BREEDTELICHT LED SUPERPOINT RECHTS - IV RT/WS ADR WIDTH LIGHT LED SUPERPOINT RIGHT - IV RT/WS ADR BREITE LICHT LED SUPERPOINT RECHTS - IV RT/WS ADR LUMIÈRE DE LARGEUR LED DROITE SUPERPOINT II RT / WS

	Article	Description
	66VPO028	P&R HULSE (15-5971-007) P&R HULSE (15-5971-007) P&R HULSE (15-5971-007) P&R HULSE (15-5971-007)
	66VPO029	HOUDER MARKERINGSLAMP UNI POINT 90° HOLDER MARKING LIGHT UNI POINT 90° HALTER MARKIERUNGS-LEUCHTE UNI POINT 90° LUMIÈRE DE MARQUAGE DE SUPPORT UNI POINT 90 °
	66VTC021	MINI LED II - ACHTERUIRIJLAMP 12/24V MINI LED II - REAR / BACKWARD LIGHT 12 / 24V MINI LED II - RÜCKEN- / RÜCKFAHRENLEUCHTE 12 / 24V MINI LED II - LUMINAIRE ARRIÈRE / ARRIÈRE 12 / 24V
	66VWC020	WERKLAMP, ACHTERUITRIJLAMP WORK LIGHT, REVERSE LIGHT ARBEITSLICHT, RÜCKFAHRSCHEINWERFER LUMIÈRE DE TRAVAIL, LUMIÈRE INVERSÉE
	66VWC027	OVAAL LED ACHTERUITRIJLAMP (MET KABEL 2,5MTR) OVAL LED REVERSE LIGHT OVAL LED RÜCKFAHRSCHEINWERFER LED DE REcul OVALE
	66VWC028	ROND LED WERKLAMP 650 LUMEN AROUND LED WORK LIGHT 650 LUMEN AROUND LED ARBEITSLICHT 650 LUMEN LAMPE DE TRAVAIL CIRCULAIRE LED 650 LUMEN
	66VWC045	WERKLAMP LED 2160 LUMEN MET SCHAKELAAR WORK LIGHT LED 2160 LUMEN WITH SWITCH ARBEITSLICHT LED 2160 LUMEN MIT SCHALTER LAMPE DE TRAVAIL LED 2160 LUMEN AVEC INTERRUPTEUR





ELEKTRISCH - VERLICHTING

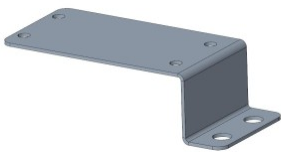

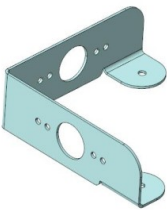
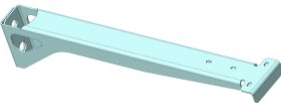



	Article	Description
	66VZC019	FLITSLAMP , LED , ORANJE FLASHER LIGHT, LED, ORANGE BLINKERLEUCHTE, LED, ORANGE CLIGNOTANT, LED, ORANGE
	66ZOE002	ACHTERUITRIJ ALARM 24 VOLT (75-0000-007) REVERSE ALARM 24 VOLT (75-0000-007) RÜCKWÄRTSGANG-SUMMER 24 VOLT (75-0000-007) ALARME DE RECOL 24 VOLTS (75-0000-007)
	67BUM033	OPVULBUSJE BEVESTIGING BREEDTELICHT FILL TUBE ATTACHMENT WIDTH LIGHT FÜLLROHR BEFESTIGUNG BREITE LICHT TUBE POUR ATTACHE LUMIERE DE LARGEUR
	71VPC151	VLOTTER ADDITIEF POMP FLOAT ADDITIVE POMP TREIBADDITIVPUMPE FLOTTEUR POMPE ADDITIVE
	72VMC032	SONDE EEXDII C T6, PYR-PT100 - AANSLUITING 3/4" BSP PROBE EEXDII C T6, PYR-PT100 - CONNECTION 3/4" BSP PROBE EEXDII C T6, PYR-PT100 - ANSCHLUSS 3/4" BSP SONDE EEXDII C T6, PYR-PT100 - RACCORDEMENT 3/4" BSP
	72VMC073	SMITH T20-J (10 BAR)+PULSGEVER THS (MID) - DCM 092770 SMITH T20-J (10 BAR) + PULSE GEVER THS (MID) - DCM 092770 SMITH T20-J (10 bar) + Impulsgeber (MID) - DCM 092770 SMITH T20-J (10 BAR) + PULSE À GAUCHE THS (MOYEN) - DCM 092770
	72VMC100	EMIS INTERFACE VOOR MULTIFLOW (EX UITVOERING) EMIS INTERFACE FOR MULTIFLOW (EX EXECUTION) EMIS-SCHNITTSTELLE FÜR MULTIFLOW (EX-AUSFÜHRUNG) INTERFACE EMIS POUR MULTIFLOW (EX EXECUTION)

ELEKTRISCH - VERLICHTING

	Article	Description
	72VMC155	SEN-DR-U 295 : PRINTER A5, 24 V ,(EPSON) DCM 101802 SEN-DR-U 295: PRINTER A5, 24 V, (EPSON) DCM 101802 SEN-DR-U 295: DRUCKER A5, 24 V, (EPSON) DCM 101802 SEN-DR-U 295: IMPRIMANTE A5, 24 V, (EPSON) DCM 101802
	72VMC180	SEN-MFLOW-1A-BE / VERSIE 5 (MID) SEN-MFLOW-1A-BE / VERSION 5 (MID) SEN-MFLOW-1A-BE / VERSION 5 (MID) SEN-MFLOW-1A-BE / VERSION 5 (MID)
	72VMC287	NOODVOEDING / TESTVOEDING SEN-MF-EPS EMERGENCY EQUIPMENT / TEST FOOD SEN-MF-EPS SICHERHEITSAUSRÜSTUNG / TEST FOOD SEN-MF-EPS ÉQUIPEMENT D'URGENCE / ALIMENTATION D'ESSAI SEN-MF-EPS
	73BLS006	OVERBRUGGINGSSCHAKELAAR TW902+TW901 (Alfons haar) BRIDGING SWITCH TW902+TW901 (Alfons haar) BRIDGING SWITCH TW902+TW901 (Alfons haar) INTERRUPTEUR DE BRIDAGE TW902 + TW901 (Alfons haar)
	73BLS009	STEKKER, TW 903, HAAR 00620 PLUG, TW 903, HAAR 00620 STECKER, TW 903, HAAR 00620 BOUCHON, TW 903, HAAR 00620
	73BLS015	HANDBEDIENING ANA-1H TOTMANN (TOTMANNSYSTEEM) MANUAL OPERATION ANA TOTMANN-1 H (TOTMANNSYSTEEM) MANUELLE BEDIENUNG ANA TOTMANN-1 H (TOTMANNSYSTEEM) FONCTIONNEMENT MANUEL TOTMANN ANA-1 H (TOTMANNSYSTEEM)
	73BOV066	REMOTE LEVEL CONTROL - SECU-T SET

ELEKTRISCH - VERLICHTING

	Article	Description
	73BOV122	OPTIC SOCKET, 10 PIN, 4J SLOTEN +PR OPTIC SOCKET, 10 PIN, 4J LOCKS + PR LWL-BUCHSE, 10-POLIG, 4J SCHLÖSSER + PR DOUILLE OPTIQUE, 10 GOUPILLE, SERRURES DE 4J + PR
	A0R0000096	MONTAGE>ELEX MOUNT>ELEX MOUNT>ELEX MONTAGE>ELEXMONTAGE>ELEX
	A0R0000301	COVER>TAIL GUARD[10°;WABCO] COVER>TAIL GUARD[10°;WABCO] ABDECKUNG>HECKSCHUTZ[10°;WABCO] COUVERTURE>PROTÈGE-QUEUE [10°;WABCO]
	A0S0000003	BEVESTIGING>ACHERSCHERM/BUZZER MOUNT>TAILGUARD/BUZZER MONTAGE>HECKSCHUTZ/SUMMER MONTAGE>GUARD/BUZZER
	A0S0000054	STEUN>TAILGUARD[HORIZONTAAL] SUPPORT>TAILGUARD[HORIZONTAL] UNTERSTÜTZUNG>HECKSCHUTZ[HORIZONTAL] SUPPORT>Garde-queue[HORIZONTAL]
	A0S0000101	MONTAGEPLAAT ZWAAILAMP TEGEN BUMPER MOUNTING PLATE FLASHING LIGHT AGAINST BUMPER PLAQUE DE MONTAGE BELLE POUTRE CONTRE PARE-CHOC PLAQUE DE MONTAGE BELLE POUTRE CONTRE PARE-CHOC
	A1M0000057	STEUN>ZIJMARKERING[ASPOCK] MOUNT>SIDEMARKER[ASPOCK] MONTAGE>SEITENMARKIERUNG[ASPOCK] MONTAGE>MARQUE LATÉRALE[ASPOCK]

	Article	Description
	A1R0000086	SMARTBOARD>BEUGEL SMARTBOARD>BRACKET SMARTBOARD>HALTERUNG SMARTBOARD>Support
	A1S0000070	BEVESTIGINGSPLAAT AFTAKDOOS CONNECTION PLATE T-OFF BOX ANSCHLUSSPLATTE T-OFF-BOX PLAQUE DE CONNEXION T-OFF BOX
	A2J0001522	MONTAGEPLAAT>ZIJMARKERING MOUNTING PLATE>SIDE MARKING MONTAGEPLATTE>SEITENMARKIERUNG PLAQUE DE MONTAGE>MARQUAGE LATÉRAL
	A2J0001587	STEUNBEVESTIGING>ZIJMARKERING SUPPORT MOUNT>SIDE MARKING UNTERSTÜTZUNG>SEITENMARKIERUNG SUPPORT DE SUPPORT>MARQUAGE LATÉRAL
	A2J0001755	MONTAGEPLAAT>ELEKTRISCHE DOOS MOUNTING PLATE>ELECTRICAL BOX MONTAGEPLATTE>ELEKTROKASTEN PLAQUE DE MONTAGE>BOITE ELECTRIQUE
	A2J0001908	KABELHOUDER-SS;DIA250 CABLE HOLDER-SS;DIA250 KABELHALTER-SS;DIA250 SUPPORT DE CÂBLE-SS;DIA250
	A2J0003519	STEUNBEVESTIGING>ZIJMARKERING SUPPORT MOUNT>SIDE MARKING HALTERUNG>SEITENMARKIERUNG MONTAGE SUPPORT>MARQUAGE LATÉRAL

ELEKTRISCH - VERLICHTING



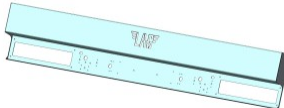

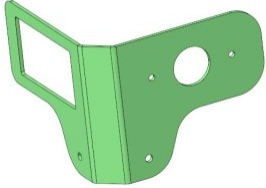
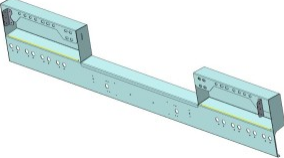

	Article	Description
	A2J0003599	MONTAGEPLAAT>HELLA ZIJMARKERINGLICHT MOUNTING PLATE>HELLA SIDE MARKER LIGHT MONTAGEPLATTE>HELLA SEITENMARKIERUNGSLEUCHTE PLAQUE DE MONTAGE>FEU DE POSITION LATÉRAL HELLA
	A2J0003778	STEUNBEVESTIGING>ZIJMARKERING;FM1200 SUPPORT MOUNT>SIDE MARKING;FM1200 UNTERSTÜTZUNGSMONTAGE>SEITENMARKIERUNG;FM1200 SUPPORT DE SUPPORT>MARQUAGE LATÉRAL;FM1200
	A2J0003896	LICHTSCHAKELAARHOUDER >ACHTERCHASSIS LIGHT SWITCH HOLDER >REAR CHASSIS LICHTSCHALTERHALTER >HINTERES FAHRGESTELL SUPPORT COMMULATEUR D'ÉCLAIRAGE >CHÂSSIS ARRIÈRE
	A2J0004000	Ondersteuning>LICHTPLAAT Support>LIGHT CAGE Unterstützung>LICHTKÄFIG Support>CAGE LUMINEUSE
	A2J0004004	STEUN>LICHTPLAAT;RECHTS SUPPORT>LIGHT CAGE;RIGHT UNTERSTÜTZUNG>LICHTKÄFIG;RECHTS SUPPORT>CAGE DE LUMIÈRE;DROITE
	A2J0004027	MONTAGEPLAAT>WERKLAMP MOUNTING PLATE>WORKING LAMP PLAQUE DE MONTAGE>LAMPE DE TRAVAIL PLAQUE DE MONTAGE>LAMPE DE TRAVAIL
	A2L0006117	STEUN TOPLICHT SUPPORT TOPLIGHT UNTERSTÜTZUNG TOPLIGHT SOUTIEN TOPLIGHT

ELEKTRISCH - VERLICHTING

	Article	Description
	A2L0008965	HOUDER LICHT>LADDER HOLDER LIGHT>LADDER HALTER LICHT>LEITERHALTER LICHT>LEITER SUPPORT LUMIÈRE>ÉCHELLE
	A2M0000043	BEVESTIGING ZIJMARKERINGSGLAMPJES > AANKOPPELING ATTACHMENT OF SIDE MARKER LIGHTS > CONNECTION ANBRINGUNG VON SEITENMARKIERUNGSLEUCHTEN > ANSCHLUSS FIXATION DES FEUX DE POSITION LATÉRAUX > RACCORDEMENT
	A2M0000055	BOVENVERLICHTING MINILED RECHTS TOP LIGHTS MINILED RIGHT OBERLEUCHTEN MINILED RECHTS FEUX SUPÉRIEURS MINILED DROIT
	A2M0000057	ZIJ+VOORMARKER STEUN SIDE+FRONT MARKER SUPPORT SEITEN- UND FRONTMARKIERUNGSUNTERSTÜTZUNG SUPPORT DE MARQUE LATÉRAL+AVANT
	A2M0000063	BOVENVERLICHTING MINILED LINKS TOP LIGHTS MINILED LEFT OBERLEUCHTEN MINILED LINKS FEUX SUPÉRIEURS MINILED GAUCHE
	A2M0000066	WERKLAMPHOUDER>BUMPER WORK LIGHT HOLDER>BUMPER ARBEITSLICHTHALTER>STOßSTANGE SUPPORT DE LAMPE DE TRAVAIL>PARE-CHOCS
	A2M0000109	MONTAGE ASPOCK DOOS ASSEMBLY ASPOCK BOX BOITE ASPOCK ASSEMBLAGE BOITE ASPOCK ASSEMBLAGE

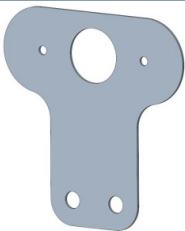
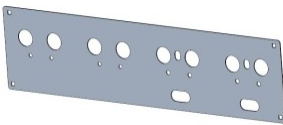
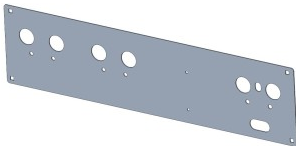



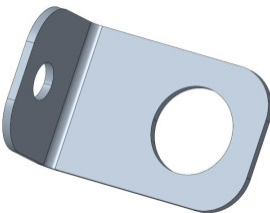
ELEKTRISCH - VERLICHTING








	Article	Description
	A2M0000200	LICHT PLAAT>MINI-LED TOPLICHT LIGHT-SUPPORT>MINI-LED TOP LIGHT LICHTUNTERSTÜTZUNG>MINI-LED-OBERLEUCHTE SUPPORT D'ÉCLAIRAGE>MINI-LED TOP LIGHT
	A2M0000207	LICHT PLAAT HOBUR L2500 LIGHT CAGE HOBUR L2500 LICHTKÄFIG HOBUR L2500 CAGE LUMINEUSE HOBUR L2500
	A2M0000219	ADAPTER ZIJMARKERING ASPOCK>HELLA ADAPTER SIDE MARKER ASPOCK>HELLA ADAPTER SEITENMARKIERUNG ASPOCK>HELLA ADAPTATEUR FEU DE MARQUE LATÉRAL ASPOCK>HELLA
	A2M0000225	Licht plaat 2500mm LIGHT CAGE 2500mm LEICHTER KÄFIG 2500mm CAGE LUMINEUSE 2500mm
	A2M0000226	ADAPTERPLAAT 4 X 3 KAMERLICHT ADAPTER PLATE 4 X 3 CHAMBER LIGHT ADAPTERPLATTE 4 X 3 KAMMER LICHT PLAQUE D'ADAPTATION 4 X 3 CHAMBRE LUMIÈRE
	A2M0000250	LICHT PLAAT BASIS LIGHT CAGE BASE LEICHTER KÄFIGBASIS BASE DE CAGE LUMIÈRE
	A2M0000252	ADAPTERPLAAT UNIVERSEEL>LICHTBAK;KLEINE VERSIE ADAPTER PLATE UNIVERSAL>LIGHT BOX;SMALL VERSION ADAPTERPLATTE UNIVERSAL>LICHTKASTEN;KLEINE VERSION PLAQUE D'ADAPTATION UNIVERSELLE>CAÏTE LUMINEUSE;PETITE VERSION

	Article	Description
	A2M0000256	LICHT PLAAT L2500 LIGHT CAGE L2500 LICHTKÄFIG L2500 CAGE LUMINEUSE L2500
	A2M0000257	ADAPTERPLAAT UNIVERSEEL>LICHTPLAAT ADAPTER PLATE UNIVERSAL>LIGHT CAGE ADAPTERPLATTE UNIVERSAL>LICHTKÄFIG PLAQUE D'ADAPTATION UNIVERSELLE>CAGE LUMIÈRE
	A2M0000280	LICHTE KAST ROESTVRIJ STAAL LIGHT CAGE STAINLESS STEEL LEICHTER KÄFIG EDELSTAHL CAGE LUMINEUSE EN ACIER INOXYDABLE
	A2M0000373	STEUN VERLICHTING>ZIJ[VOLVOJ]/LAMP VOORKANT LIGHT-SUPPORT>SIDE[VOLVOJ]/FRONT-MARKER LICHTUNTERSTÜTZUNG>SEITEN[VOLVOJ]/FRONTMARKER SUPPORT-LUMIÈRE>CÔTÉ[VOLVOJ]/MARQUEUR AVANT
	A2M0000375	STEUN VERLICHTING>ZIJ[VOLVOJ]/LAMP VOORKANT LIGHT-SUPPORT>SIDE[VOLVOJ]/FRONT-MARKER LICHTUNTERSTÜTZUNG>SEITEN[VOLVOJ]/FRONTMARKER SUPPORT-LUMIÈRE>CÔTÉ[VOLVOJ]/MARQUEUR AVANT
	A2M0000398	LICHTPLAAT[HOBUR;L2500;CENTRALE OPENING] LIGHT CAGE[HOBUR;L2500;CENTRAL OPENING] LICHTKÄFIG [HOBUR;L2500;ZENTRALE ÖFFNUNG] CAGE LUMINEUSE[HOBUR;L2500;OUVERTURE CENTRALE]
	A2R0000216	OFFSETPLAAT>AANSLUITDOOS OFFSET PLATE>JUNCTION BOX VERSETZTE PLATTE>ANSCHLUSSKASTEN PLAQUE DÉCALÉE>BOITE DE JONCTION

	Article	Description
	A2S0000053	TOPLICHT ONDERSTEUNING TOPLIGHT SUPPORT TOPLIGHT UNTERSTÜTZUNG SUPPORT DE LUMIÈRE SUPÉRIEURE
	A2S0000070	TOPLICHT STEUN TOPLIGHT SUPPORT TOPLIGHT-UNTERSTÜTZUNG SUPPORT DE LUMIÈRE SUPÉRIEURE
	A2S0000074	
	A3J0001495	STEUN LAMP OP FIETSENVANGER SUPPORT LAMP ON SIDE GUARD STÜTZLEUCHTE AM SEITENSCHUTZ LAMPE DE SUPPORT SUR LA PROTECTION LATÉRALE
	A3J0002439	SMARTBOARD STEUN SMARTBOARD SUPPORT SMARTBOARD-UNTERSTÜTZUNG SUPPORT POUR TABLEAU INTELLIGENT
	A3L0001439	ARM>INTREKBARE LAMP LINKS ARM>RETRACTABLE LAMP LEFT ARM>EINZIEHBARE LAMPE LINKS BRAS>LAMPE ESCAMOTABLE GAUCHE
	A3L0001574	ARM>INTREKBARE LAMP RECHTS ARM>RETRACTABLE LAMP RIGHT ARM>EINZIEHBARE LAMPE RECHTS BRAS>LAMPE ESCAMOTABLE DROITE

ELEKTRISCH - VERLICHTING

	Article	Description
	A3M0000123	MONTAGE>ZIJMARKERING[ASPOCK] MOUNT>SIDEMARKER[ASPOCK] MONTAGE>SEITENMARKIERUNG[ASPOCK] MONTAGE>MARQUE LATÉRALE[ASPOCK]
	A3M0000142	ADAPTERPLAAT 4X3 KAMERLAMP ADAPTER PLATE 4X3 ROOM LAMP ADAPTERPLATTE 4X3 RAUMLEUCHTE PLAQUE ADAPTATEUR 4X3 LAMPE D'AMBIANCE
	A3M0000143	ADAPTERPLAAT 3X3 KAMERLAMP ADAPTER PLATE 3X3 ROOM LAMP ADAPTERPLATE 3X3 RAUMLEUCHTE PLAQUE ADAPTATEUR 3X3 LAMPE D'AMBIANCE
	A3S0000019	STEUN VERSTRALER>BUMPER BRIGHT LIGHT SUPPORT>BUMPER HELLE LICHTUNTERSTÜTZUNG>STOßSTANGE SUPPORT LUMIÈRE BRILLANTE>PARE-CHOCS
	A3S0000035	MONTAGEBEUGEL[2xELEKTRISCHE KNOP] MOUNTING BRACKET[2xELECTRIC BUTTON] MONTAGEHALTERUNG[2xELEKTROKNOPF] SUPPORT DE MONTAGE[2xBouton ÉLECTRIQUE]
	A3S0000039	MONTAGEBEUGEL ELEC-KNOP MOUNTING BRACKET ELEC BUTTON MONTAGEHALTERUNG ELEKTASTE SUPPORT DE MONTAGE BOUTON ÉLECTRIQUE
	A3S0000047	MONTAGEPLAAT ZOEMER MOUNTING PLATE BUZZER MONTAGEPLATTE SUMMER PLAQUE DE MONTAGE SONORE

	Article	Description
	A3S0000064	BEUGEL SENSOR BRACKET SENSOR HALTERSENSOR CAPTEUR DE SUPPORT
	A3S0000066	MONTAGEPLAAT ZOEMER MOUNTING PLATE BUZZER MONTAGEPLATTE SUMMER PLAQUE DE MONTAGE SONORE
	A7M0000056	MONTAGEPLAAT>VERDEELDOOS MOUNTING PLATE>DISTRIBUTION BOX MONTAGEPLATTE>VERTEILERKASTEN PLAQUE DE MONTAGE>BOITE DE DISTRIBUTION
	A7R0000141	MONTAGEPLAAT VERDEELDOOS DISTRIBUTION BOX MOUNTING PLATE MONTAGEPLATTE VERTEILERKASTEN PLAQUE DE MONTAGE BOÎTE DE DISTRIBUTION
	A7R0000387	BESCHERMINGSRUBBER L440 PROTECTION RUBBER L440 SCHUTZGUMMI L440 CAOUTCHOUC DE PROTECTION L440
	A7R0000473	BESCHERMINGSRUBBER L500 PROTECTION RUBBER L500 SCHUTZGUMMI L500 CAOUTCHOUC DE PROTECTION L500
	A7S0000039	BEVESTIGINGSBEUGEL BAND PILOT SYSTEEM MOUNTING BRACKET TIRE PILOT SYSTEM MONTAGEHALTER REIFENPILOTSYSTEM SUPPORT DE MONTAGE SYSTÈME PILOTE DE PNEU








ELEKTRISCH - VERLICHTING

	Article	Description
	A9J0001065	STEUN>ELEKTRISCHE SCHAKELAAR SUPPORT>ELECTRICAL SWITCH UNTERSTÜTZUNG>ELEKTRISCHER SCHALTER ASSISTANCE>INTERRUPTEUR ÉLECTRIQUE
	OND54023	STANDAARD CONTACTELEMENT "S" STANDARD CONTACTELEMENT "S" STANDARD-KONTAKTELEMENT "S" ÉLÉMENT DE CONTACT STANDARD "S"
	OND54025	STANDAARD CONTACTELEMENT "O"
	OND805053	BEDIENINGS KAST MET 1 GAT CONTROL CABINET WITH 1 HOLE SCHALTSCHRANK MIT 1 LOCH ARMOIRE DE COMMANDE AVEC 1 TROU

LUCHT - PNEUMATISCHE REM- & VERINGONDERDELEN

	Article	Description
	65BSP007	REMSPIRAAL, GEEL 20 WIN.2 X KOPPEL. M 16X1,5 BRAKE SPIRAL, YELLOW 20 WIN.2 X COUPLING. M 16X1.5 BREMSSPIRALE, GELB 20 WIN.2 X KUPPLUNG. M 16X1.5 SPIRALE DE FREIN, JAUNE 20 WIN.2 X RACCORD. M 16X1.5
	65BSP008	REMSPIRAAL, ROOD, 20 WIN.2 X KOPPEL. M 16X1,5 BRAKE SPIRAL, RED, 20 WIN.2 X COUPLING. M 16X1.5 BREMSSPIRALE, ROT, 20 WIN.2 X KUPPLUNG. M 16X1.5 SPIRALE DE FREIN, ROUGE, 20 WIN.2 X RACCORD. M 16X1.5
	65CIL013	DUBBELWERKENDE CILINDER ISO 6431 63/250 DOUBLE ACTING CYLINDER ISO 6431 63/250 DOPPELT WIRKENDER ZYLINDER ISO 6431 63/250 CYLINDRE À DOUBLE EFFET ISO 6431 63/250
	65CIL033	CILINDER PNEUMATISCH ENKELWERKEND - 2-10BAR (SLAGLENTE 25mm) CYLINDER PNEUMATIC SINGLE-OPERATING-2-10BAR (STROKE LENGTH 25MM) ZYLINDER PNEUMATISCHER EINZELBETRIEB-2-10BAR (STRICHLÄNGE 25MM) CYLINDRE PNEUMATIQUE SIMPLE-FONCTIONNEMENT-2-10BAR (LONGUEUR DE COURSE 25MM)
	65LBE001	HOOGTEREGELAAR BEVESTIGING HEIGHT REGULATOR ATTACHMENT HÖHENREGLER-BEFESTIGUNG ATTACHMENT DE RÉGULATEUR DE HAUTEUR
	65LBE002	HOOGTEREGELAAR BEVESTIGING RING GAGE ASSEMBLY -Q GESTAENGE LEVIER ELASTIQUE
	65LHD003	6/5 WEGVENTIEL WABCO - HEFFEN / DALEN ROTARY SLIDE VALVE DREHSCHIEBERVENTIL VALVE

LUCHT - PNEUMATISCHE REM- & VERINGONDERDELEN

	Article	Description
	65LHD009	HEF-DAALVENTIEL COLAS + RTR-PUSH IN - DIN BAJ LIFT-LOWER VALVE COLAS + RTR-PUSH IN - DIN BAJ LIFT-LOWER VENTIL COLAS + RTR-PUSH IN - DIN BAJ VALVE INFÉRIEURE COLAS + RTR-PUSH IN - DIN BAJ
	65LHD012	HEF-DAALVENTIEL E-TASC VOORGEMONTEERD TRAILER AIR SUSPENSION CONTROL REGELVENTIL FUER ANHAENGER-LUF VALVE ETASC POUR TUBE 9/12
	65LHR010	HOOGTEREGELAAR MET PUSH-IN 380 L / MIN. HEIGHT REGULATOR WITH PUSH-IN 380 L/MIN. HÖHENREGLER MIT PUSH-IN 380 L/MIN. RÉGULATEUR DE HAUTEUR AVEC POUSSÉE DE 380 L / MIN.
	65LHR012	HOOGTEREGELAAR MET PUSH-IN 610 LTR/MIN HEIGHT REGULATOR WITH PUSH-IN 610 LITER/MIN HÖHENREGLER MIT PUSH-IN 610 LITER/MIN RÉGULATEUR DE HAUTEUR AVEC POUSSÉE 610 LITRES / MIN
	65LHR017	HOOGTEREGELAAR MET SPER MET KOPPELINGEN CHASSIS LEVELLING VALVE+CUT-OFF NIVEAUREGELVENTIL CHASSIS LEVELLING VALVE
	65LLA009	LIFTASKLEP ELEKTRISCH 1-KRINGS (463 084 031 0) LIFT AXLE CONTROL VALVE LIFTACHS-STEUERVENTIL VRE ELECTRIQUE
	65LLA012	LIFTASKLEP LACV-IC IMPULSGESTUURD (WABCO 463 084 100 0) LIFT AXLE CONTROL VALVE LIFTACHSSTEUERVENTIL VALVE (CONTROLE) ESSIEU LEVABL

LUCHT - PNEUMATISCHE REM- & VERINGONDERDELEN

	Article	Description
	65LLA014	LIFTAS KLEP ILAS-E+ - BAJ. PUSH IN 6 POORTEN LIFT AXIS VALVE ILAS-E + - BAJ. PUSH IN 6-HOLE HUBACHSENVENTIL ILAS-E + - BAJ. PUSH-IN 6-LOCH SOUPAPE AXE DE LEVAGE ILAS-E + - BAJ. PUSH-IN 6 TROUS
	65M2W003	OF-VENTIEL 1/8" (WISSELVENTIEL) OF VALVE 1/8" (EXCHANGE VALVE) OF VENTIL 1/8" (UMSCHALTVENTIL) SOUPAPE OF 1/8 "(VANNE D'ECHANGE)
	65M2W006	OF-VENTIEL 1/8" (WISSELVENTIEL) OR VALVE 1/8" (EXCHANGE VALVE) ODER VENTIL 1/8 "(AUSTAUSCHVENTIL) OU VALVE 1/8 "(VALVE D'ÉCHANGE)
	65M32002	3/2 WEGVENTIEL EUROPA 3/2 DIRECTIONAL CONTROL VALVE EUROPE 3/2 WEGVENTIL EUROPA 3/2 SOUPAPE DE COMMANDE DIRECTIONNELLE EUROPE
	65M32004	3/2 WEGKLEP 3/2 DIRECTIONAL CONTROL VALVE 3/2-WEGEVENTIL VALVE DE COMMANDE
	65M32010	3/2 KLEP, VA13-LRS, MET AANSLAGROL 3/2 VALVE, VA13-LRS, WITH DEPTH STOP 3/2 VENTIL, VA13-LRS, MIT TIEFENANSCHLAG VALVE 3/2, VA13-LRS, AVEC ARRETOIR DE PROFONDEUR
	65M32015	3/2 KLEP, VOOR PANEELMONTAGE, ZWARTE KNOP 3/2 VALVE, FOR PANEL MOUNTING, BLACK BUTTON 3/2 VENTIL, FÜR TAFELEINBAU, SCHWARZE TASTE VALVE 3/2, POUR MONTAGE SUR PANNEAU, BOUTON NOIR

LUCHT - PNEUMATISCHE REM- & VERINGONDERDELEN

	Article	Description
	65M32016	3/2 KLEP, VOOR PANEELMONTAGE, RODE KNOP 3/2 VALVE, FOR PANEL MOUNTING, RED BUTTON 3/2 VENTIL, FÜR TAFELEINBAU, ROTE TASTE VALVE 3/2, POUR MONTAGE SUR PANNEAU, BOUTON ROUGE
	65M32017	3/2 KLEP - HALDEX 352 053 001 3/2 VALVE - HALDEX 352 053 001 3/2 VENTIL - HALDEX 352 053 001 VALVE 3/2 - HALDEX 352 053 001
	65M32027	3/2 KLEP, 1/8" M., LUCHTBEDIEND 3/2 VALVE, 1/8" M, AIR-SERVING 3/2 VENTIL, 1/8" M., LUFTWEGUNG 3/2 VALVE, 1/8" M., AIR-SERVING
	65M32030	3/2 KLEP, NORGREN, LUCHTBEDIEND, VEERRETOUR 3/2 VALVE, NORGREN, AIR-OPERATED, SPRING RETURN 3/2 VENTIL, NORGREN, LUFTBETRIEBEN, FEDERRÜCKLAUF 3/2 VALVE, NORGREN A AIR, RETOUR A RESSORT
	65M32032	3/2 WEGVENTIEL - WABCO 4630360160 3/2 ROAD VALVE - WABCO 4630360160 3/2 AUS VENTIL - WABCO 4630360160 3/2 OFF VALVE - WABCO 4630360160
	65M32040	3/2 KLEP, 1/8" M, DRUKNOPBEDIEND, VEERRETOUR 3/2 VALVE, 1/8" M, PRESS-BUTTON OPERATED, SPRING RETURN 3/2 VENTIL, 1/8" M, TASTENDRUCK-BETRIEBEN, FEDERRÜCKLAUF 3/2 VALVE, 1/8 "M, FONCTIONNEMENT AVEC BOUTON, RETOUR A RESSORT
	65M32046	3/2 VENTIEL TERUGVEER MET HENDEL, NAV 33 LES NC - 1/4" AANSLUITING 3/2 VALVE RETURN WITH HANDLE, NAV 33 LES NC - 1/4" CONNECTION 3/2 VENTILRÜCKLAUF MIT GRIFF, NAV 33 LES NC - 1/4" ANSCHLUSS 3/2 RETOUR DE SOUPEPE AVEC POIGNEE NAV 33 LES NC - 1/4" CONNEXION

LUCHT - PNEUMATISCHE REM- & VERINGONDERDELEN

	Article	Description
	65M32068	3/2 WEGVENTIEL , 1/2" MET GESLOTEN RUSTSTAND 3/2 VALVE, 1/2 "WITH CLOSED RESTING POSITION 3/2 VENTIL, 1/2 "MIT GESCHLOSSENER RUHEPOSITION 3/2 VALVE, 1/2 "AVEC POSITION DE REPOS FERMÉE
	65M32081	3/2 SCHUIFVENTIEL 1/8" ROLBEDIEND / VEERRETOUR 3/2 SLIDING VALVE 1/8" WHEEL-OPERATED/SPRING RETURN 3/2 SCHIEBERVENTIL 1/8" RADBETRIEBEN/FEDERRÜCKLAUF 3/2 SOUPEPE COULISSANTE 1/8 " SUR ROUES / RETOUR A RESSORT
	65M32086	3/2 KLEP, REXROTH, LUCHTBEDIEND, VEERRETOUR - 1/8"M. 3/2 VALVE, REXROTH, AIR-OPERATED, SPRING RETURN - 1/8" M. 3/2 VENTIL, REXROTH, LUFTBETRIEBEN, FEDERRÜCKLAUF - 1/8" M. SOUPEPE 3/2, REXROTH, A AIR, RETOUR A RESSORT - 1/8 "M.
	65M32089	3/2 KLEP, 1/8"B, 2 X LUCHTBEDIEND (BISTABIEL) 3/2 VALVE, 1/8" B, 2 X AIR-OPERATED (BI-STABLE) 3/2 VENTIL, 1/8" B, 2 X LUFTBETRIEBEN (BI-STABIL) VALVE 3/2, 1/8 "B, 2 X A AIR (BI-STABLE)
	65M32090	3/2 SCHUIFVENTIEL 1/8" ROLBEDIEND/VEERRETOUR 3/2 SLIDING VALVE 1/8" WHEELED / SPRING RETURN 3/2 SCHIEBERVENTIL 1/8" RAD / FEDERRÜCKLAUF 3/2 VALVE COULISSANTE 1/8" ROUE / RETOUR A RESSORT
	65M32091	3/2 MAGNEETKLEP (ONTLUCHTEND) BAJONET 472 171 706 0 3/2 SOLENOID VALVE 3/2-WEGE-MAGNETVENTIL ELECTROVALVE
	65M32096	3/2 MAGNEETKLEP (BELUCHTEND) DIN BAJONET (472 172 606 0) 3/2 SOLENOID VALVE 3/2-WEGE-MAGNETVENTIL ELECTRO VALVE

LUCHT - PNEUMATISCHE REM- & VERINGONDERDELEN

	Article	Description
	65M32102	3/2 WEGVENTIEL EUROPA M14 3/2 DIRECTIONAL CONTROL VALVE EUROPE M14 3/2 WEGEVENTIL EUROPA M14 SOUPAPE 3/2 A COMMANDE DIRECTIONNELLE EUROPE M14
	65M32112	3/2 KLEP, LUCHTBEDIEND, VEERRETOUR 3/2 VALVE, AIRCONTROLLED, SPRING RETURN 3/2 VENTIL, LUFTSTEUERUNG, FEDERRÜCKZUG VALVE 3/2, COMMANDÉE, RETOUR DE RESSORT
	65M32116	3/2 SCHUIFVENTIEL 1/8" LUCHTBEDIEND/VEERRETOUR 3/2 SLIDING VALVE 1/8" AIR-OPERATED / SPRING RETURN 3/2 SCHIEBERVENTIL 1/8 "LUFTBETRIEBENE / FEDERRÜCKLAGE 3/2 VALVE COULISSANTE 1/8 "À AIR / RETOUR À RESSORT
	65M42002	SCHAKELAAR - VENTIEL, 4/3-WEG 0-10 BAR SWITCH-VALVE, 4/3-WAY 0-10 BAR SCHALTVENTIL, 4/3-WEGE 0-10 BAR COMMUTATEUR-VALVE, 4/3-WAY 0-10 BAR
	65M52002	5/2 KLEP, G 1/8", LUCHT BEDIEND, VEERRETOUR 5/2 VALVE, G 1/8", AIR-OPERATED, SPRING RETURN 5/2 VENTIL, G 1/8", LUFTBETRIEBEN, FEDERRÜCKLAUF SOUPAPE 5/2, G 1/8 ", A AIR, RETOUR A RESSORT
	65M52005	5/2 SCHUIFVENTIEL VOOR PANEELMONTAGE (AANSL: G 1/8") 5/2 SLIDING VALVE FOR PANEL MOUNTING (CONNECTION: G 1/8") 5/2 SCHIEBERVENTIL FÜR TAFELEINBAU (VERBINDUNG: G 1/8") SOUPAPE 5/2 COULISSANTE POUR MONTAGE SUR PANNEAU (RACCORDEMENT: G 1/8 ")
	65M52017	5/2 KLEP, 1/8"M (BISTABEL) 5/2 VALVE, 1/8 "M (BISTABLE) 5/2 VENTIL, 1/8 "M (STABIL) 5/2 VALVE, 1/8 "M (BISTABLE)

LUCHT - PNEUMATISCHE REM- & VERINGONDERDELEN

	Article	Description
	65M52021	5/2 KLEP, VOOR PANEELMONTAGE, ZWARTE KNOP 5/2 VALVE, FOR PANEL MOUNTING, BLACK BUTTON 5/2 VENTIL, FÜR TAFELEINBAU, SCHWARZE TASTE VALVE 5/2, POUR MONTAGE SUR PANNEAU, BOUTON NOIR
	65M52026	5/2 KLEP, MANUEEL BEDIEND (PNEUMATISCH RESET FUNCTIE) 5/2 VALVE, MANUAL (PNEUMATIC RESET FUNCTION) 5/2 VENTIL, MANUELL (PNEUMATISCHE RESET-FUNKTION) VANNE 5/2 MANUELLE (FONCTION DE RÉINITIALISATION PNEUMATIQUE)
	65MDI001	DOORSTROMINGS REGELAAR MET FIJNREGELING (DIAMETER 6 MM) FLOW REGULATOR WITH FINE TUNING (DIAMETER 6 MM) MENGENREGLER MIT FEINABSTIMMUNG (DURCHMESSER 6 MM) REGULATEUR DE DEBIT AVEC REGLAGE FIN (DIAMETRE 6 MM)
	65MDI019	DRUKVERKLIKKER, LUCHTDRUKINDICATOR ZWART-ROOD PRESSURE CLICKER, AIR PRESSURE INDICATOR BLACK-RED DRUCK-KLICKEK, LUFTDRUCKANZEIGE SCHWARZ-ROT INDICATEUR DE PRESSION D'AIR NOIR-ROUGE
	65MDI024	TERUGSLAGKLEP 1/8" , VNR / 1 1/8" RETURN VALVE 1/8", VNR / 1 1/8" RÜCKSENDEVENTIL 1/8", VNR / 1 1/8" SOUPAPE DE RETOUR 1/8", VNR / 1 1/8"
	65MDI026	OLIE - WATERAFSCHEIDER 1/4" OIL - WATER SEPARATOR 1/4" ÖL-WASSERABSCHIEDER 1/4" SÉPARATEUR D'HUILE-EAU 1/4 "
	65MDI058	DRUKREGELAAR 016802 PRESSURE REGULATOR 016802 DRUCKREGLER 016802 RÉGULATEUR DE PRESSION 016802

LUCHT - PNEUMATISCHE REM- & VERINGONDERDELEN

	Article	Description
	65MDI063	DRUKREGELAAR R21-C2-000 , TRAPLOOS PRESSURE REGULATOR R21-C2-000, STEPLESS DRUCKREGLER R21-C2-000, STUFENLOS RÉGULATEUR DE PRESSION R21-C2-000, PAS
	65MDI082	DRUKVERKLIKKER, LUCHTDRUKINDICATOR ROOD-GROEN PRESSURE CLICKER, AIR-PRESSURE INDICATOR RED-GREEN DRUCK-KLICKEK, LUFTDRUCK-ANZEIGE ROT-GRÜN INDICATEUR DE PRESSION D'AIR ROUGE-VERT
	65MDI083	OLIE - WATERAFSCHEIDER (1/2") OIL - WATER SEPARATOR (1/2") ÖL-WASSERABSCHIEDER (1/2") SÉPARATEUR D'HUILE-EAU 1/2 "
	65MSP003	PNEUMATISCH SNELONLUCHTINGSVENTIEL (LEIDING 6MM) PNEUMATIC FAST AERATION VALVE (PIPE 6MM) PNEUMATISCHES SCHNELL-BELÜFTUNGSVENTIL (ROHR 6MM) SOUPAPE D'AÉRATION RAPIDE PNEUMATIQUE (TUYAU 6MM)
	65MSP028	SNELONTLUCHTER VSR(DIA 4) BREATHER VSR (DIA 4) ATEMBEREITER VSR (DIA 4) AFFICHEUR RAPIDE VSR (DIA 4)
	65RCI048	VEERREMCILINDER TROMMEL 24/30 BPW SPRING BRAKE CHAMBER DRUM 24/30 BPW FEDERBREMSE KAMMERTROMMEL 24/30 BPW TAMBOUR DE CHAMBRE DE FREIN DE RESSORT 24/30 EPT
	65REB008	EBS RELAISVENTIEL (WABCO 480 207 001 0) EBS-RELAY VALVE EBS-RELAISVENTIL VALVE RELAIS EBS

LUCHT - PNEUMATISCHE REM- & VERINGONDERDELEN

	Article	Description
	65REB022	EBS ISO 7638 KABEL STEKDOOS 12M (PVC) HALDEX EBS ISO 7638 CABLE SOCKET 12M (PVC) HALDEX EBS ISO 7638 KABELSTECKDOSE 12M (PVC) HALDEX PRISE DE CABLE EBS ISO 7638 12M (PVC) HALDEX
	65REB023	EBS SENSORKABEL 3METER EBS SENSOR CABLE 3METRE EBS SENSORKABEL 3 METER CABLE DE CAPTEUR EBS 3METRE
	65REB093	PREV VENTIEL MET KOPPELINGEN 8 MM PARK RELEASE EMERGENCY VALVE PARK-/LOESE-SICHERHEITSVENTIL VALVE D'URGENCE ET DESSERRAGE
	65REB109	TRCM VENTIEL MET KOPPELINGEN 8 MM - HALDEX TRCM VALVE WITH COUPLINGS 8 MM - HALDEX TRCM VENTIL MIT KUPPLUNGEN 8 MM - HALDEX VALVE TRCM AVEC RACCORDEMENTS 8 MM - HALDEX
	65REB177	24N BACKUP KABEL 6 MTR ADR HALDEX 24N BACKUP CABLE 6 MTR ADR HALDEX 24N SICHERUNGSKABEL 6 MTR ADR HALDEX CABLE DE SECOURS 24N 6 MTR ADR HALDEX
	65REB196	MODULATOR EB+ 2M GEN3 / 5 AUX-STAB-KOPP (1E MONTAGE ARTIKEL - BEVEILIGD) MODULATOR EB + 2M GEN3 / 5 AUX-STAB-COUP MODULATOR EB + 2M GEN3 / 5 AUX-STAB-COUP MODULATEUR EB + 2M GEN3 / 5 AUX-STAB-COUP
	65RFI002	LEIDINGSFILTER M22 X 1,5 PIPE FILTER M22 X 1.5 ROHRFILTER M22 X 1.5 FILTRE DE TUYAU M22 X 1.5

LUCHT - PNEUMATISCHE REM- & VERINGONDERDELEN

	Article	Description
	65RFI007	ONTLUCHTINGSFILTER M22 X 1,5 VENT FILTER M22 X 1.5 ENTLÜFTUNGS FILTER M22 X 1,5 FILTRE D'ÉVENT M22 X 1,5
	65RKE018	ONTWATERINGSVENTIEL, AUTOMATISCH (315 016 001) DRAINAGE VALVE, AUTOMATIC (315 016 001) ABLASSVENTIL, AUTOMATIC (315 016 001) VALVE DE DRAINAGE, AUTOMATIQUE (315 016 001)
	65RKE028	ONTWATERINGSVENTIEL, AUTOMATISCH, ELEKTRISCH DEWATERING VALVE, AUTOMATIC, ELECTRIC ENTWÄSSERUNGSVENTIL, AUTOMATIK, ELEKTRISCH VALVE DE DÉSARROSAGE, AUTOMATIQUE, ÉLECTRIQUE
	65RKS019	KOPPELSTUK ISO 1728 ROOD MET FILTER EN MOER COUPLER PIECE ISO 1728 RED WITH FILTER AND NUT VERBINDUNGSSTÜCK ISO 1728 ROT MIT FILTER UND MUTTER PIECE DE RACORDEMENT ISO 1728 ROUGE AVEC FILTRE ET ECROU
	65RKS020	KOPPELSTUK ISO 1728 GEEL MET FILTER, MOER COUPLER PIECE ISO 1728 YELLOW WITH FILTER, NUT VERBINDUNGSSTÜCK ISO 1728 GELB MIT FILTER, MUTTER PIECE DE RACORDEMENT ISO 1728 JAUNE AVEC FILTRE, ECROU
	65RKS034	KOPPELSTUK ISO 1728 GEEL FILTER, MOER CONNECTOR ISO 1728 YELLOW FILTER, NUT STECKER ISO 1728 GELBFILTER, NUSS CONNECTEUR ISO 1728 FILTRE JAUNE, NOIX
	65RPK004	ONTLUCHTINGSKRAAN MET METALEN HENDEL VENTILATION TAP WITH METAL HANDLE ENTLÜFTUNGSHAHN MIT METALLGRIFF ROBINET DE VENTILATION AVEC POIGNÉE MÉTALLIQUE

LUCHT - PNEUMATISCHE REM- & VERINGONDERDELEN

	Article	Description
	65RPK005	PARKEERKLEP - 352 019 011 PARKING VALVE PARKVENTIL VALVE DE STATIONNEMENT
	65RPK032	SNELLOSVENTIEL 4XM16 + WISSELKLEP WABCO QUICK RELEASE VALVE SCHNELLLOESEVENTIL QRV AVEC DVA INTERREE S/P
	65RRK007	OVERSTROOMKLEP OR 6,0 BAR CHARGING VALVE -Q UEBERSTROEMVENTIL VALVE BARRAGE
	65RRK017	DRUKBEGRENZINGSKLEP 6.0 BAR (475 015 501 0) PRESSURE LIMITING VALVE DRUCKBEGRENZUNGSVENTIL VALVE LIMITATION
	66SCO095	COMEX KAST ENKELVOUDIG , 2 X M20X1.5 COMEX CABINET SINGLE, 2 X M20X 1.5 COMEX KABINETT SINGLE, 2 X M20X 1,5 CABINET COMEX SIMPLE, 2 X M20X 1,5
	73BAP007	BODEMKLEP, PNE, PBVL 100/100 S FL 90/15P + ZEEF (H=115) BOTTOM VALVE, PNE, BO 100 + SIEVE (H=115) BOTTOM VALVE, PNE, PBVL 100/100 S FL 90/15P + SIEVE (H=115) BODENVENTIL, PNE, BO 100 + SIEB (H=115) BODENVENTIL, PNE, PBVL 100/100 S FL 90/15P + SIEB (H=115) SOUPAPE INFÉRIEURE, PNE, BO 100 + TAMIS (H = 115) SOUPAPE INFÉRIEURE, PNE, PBVL 100/100 S FL 90 / 15P + TAMIS (H = 115)
	73BAP023	NOODBEDIENING, PFN 1A , HAAR 005088 EMERGENCY OPERATION, PFN 1A, HAAR 005088 NOTFALLBETRIEB, PFN 1A, HAAR 005088 OPÉRATION D'URGENCE, PFN 1A, HAAR 005088

LUCHT - PNEUMATISCHE REM- & VERINGONDERDELEN

	Article	Description
	73BAP033	STUURBLOK, PST 2A, ZWART, HAAR 005070 CONTROL BLOCK, PST 2A, BLACK, HAAR 005070 STEUERBSCHLOSS, PST 2A, SCHWARZ, HAAR 005070 BLOC DE CONTRÔLE, PST 2A, NOIR, HAAR 005070
	73BAP034	STUURBLOK, PST 3A, GROEN, HAAR 009610 CONTROL BLOCK, PST 3A, GROEN, HAAR 009610 STEUERBSCHLOSS, PST 3A, GROEN, HAAR 009610 BLOC DE CONTRÔLE, PST 3A, VERT, CHEVEUX 009610
	73BAP035	STUURBLOK, PST 4A, ROOD, HAAR 015644 CONTROL BLOCK, PST 4A, ROOD, HAAR 015644 STEUERBSCHLOSS, PST 4A, ROOD, HAAR 015644 BLOC DE CONTRÔLE, PST 4A, ROUGE, CHEVEUX 015644
	73BAP047	TUSSENSTUK MET BORING HAAR 041203 , 020001 CONNECTING PIECE, WITH DRILLING HAAR 041203 , 020001 VERBINDUNGSSTÜCK, MIT BORHUNG HAAR 041203 , 020001 PIÈCE DE RACCORDEMENT, AVEC PERÇAGE HAAR 041203, 020001
	73BAP062	HAND-KEUZEVENTIEL HW-6-38 (6-STANDEN)
	73BAP110	STUURBLOK, 3 VAKKEN, N15.3 CONTROL BLOCK, 3 COMPARTMENTS, N15.3 STEUERBSCHLOSS, 3 KAMMERN, N15.3 BLOC DE COMMANDE, 3 COMPARTIMENTS, N15.3
	73BAP130	STUURBLOK, 5 VAKKEN, N15-5 CONTROL BLOCK, 5 COMPARTMENTS, N15.5 STEUERBSCHLOSS, 5 KAMMERN, N15.5 BLOC DE COMMANDE, 5 COMPARTIMENTS, N15.5

LUCHT - PNEUMATISCHE REM- & VERINGONDERDELEN

	Article	Description
	73BAP133	STUURBLOK, 1 VAK, N15-1 STEERING BLOCK, 1 BOX, N15-1 STEUERBLOCK, 1 KISTE, N15-1 BLOC DE DIRECTION, 1 BOÎTE, N15-1
	73BAP150	EINDBLOK,SET , PE-L+ PE-R (HAAR 1693332) END BLOCK, SET , PE-L+ PE-R (HAAR 1693332) ENDBSCHLOSS, SET, PE-L+ PE-R (HAAR 1693332) BLOC DE FIN, SET, PE-L + PE-R (HAAR 1693332)
	73BAP181	TUSSENSTUK ZONDER BORING + 2X O-RING (ALFONS HAAR) CONNECTING PIECE WITHOUT DRILLING + 2X O-RING (ALFONS HAAR) VERBINDUNGSSTÜCK OHNE BOHRUNG + 2X O-RING (ALFONS HAAR) PIECE DE RACCORDEMENT SANS PERÇAGE + JOINT TORIQUE 2X (ALFONS HAAR)
	73BAP244	STUURBLOK, 2 VAKKEN, N15E-2
	73BDR005	KIPVENTIEL, PNEUMATISCH, N4 F.5 TANKER VALVE, PNEUMATIC, N4 F.5 TANKER VENTIL, PNEUMATISCH, N4 F.5 SOUPEPE DE RÉSERVOIR, PNEUMATIQUE, N4 F.5
	73BDR057	OVERDRUKVENT HEROSE 1 1/2" - 0,8 BAR OVERPRESSURE VALVE HEROSE 1 1/2" - 0,8 BAR ÜBERDRUCKVENTIL HEROSE 1 1/2" - 0,8 BAR SOUPEPE DE SURPRESSION HEROSE 1 1/2" - 0,8 BAR
	73BDR058	OVERDRUKVENTIEL HEROSE 1 1/2" - 1,8 BAR OVERPRESSURE VALVE HEROSE 1 1/2" - 1,8 BAR ÜBERDRUCKVENTIL HEROSE 1 1/2" - 1,8 BAR SOUPEPE DE SURPRESSION HEROSE 1 1/2" - 1,8 BAR

LUCHT - PNEUMATISCHE REM- & VERINGONDERDELEN

	Article	Description
	73BDR059	OVERDRUKVENTIEL HEROSE 1 1/2" - 2 BAR - CE OVERPRESSURE VALVE HEROSE 1 1/2" - 2 BAR - CE ÜBERDRUCKVENTIL HEROSE 1 1/2" - 2 BAR - CE SOUPEPE DE SURPRESSION HEROSE 1 1/2" - 2 BAR - CE
	73BDR112	OVERDRUKVENTIEL NIEZGODKA 1" - 2 BAR (CHROOM-NIKKELSTAAL) OVERPRESSURE VALVE NIEZGODKA 1" - 2 BAR (CHROME NICKEL STEEL) ÜBERDRUCKVENTIL NIEZGODKA 1" - 2 BAR (CHROM NICKEL STAHL) VALVE DE SURPRESSION NIEZGODKA 1" - 2 BAR (ACIER CHROME NICKEL)
	73BDR113	OVERDRUKVENTIEL NIEZGODKA 1" - 2.6 BAR (CHROOM-NIKKELSTAAL) PRESSURE RELIEF VALVE NIEZGODKA 1"-2.6 BAR (CHROMIUM-NICKEL LANGUAGE) DRUCKENTLASTUNGSVENTIL NIEZGODKA 1"-2,6 BAR (CHROM-NICKEL-SPRACHE) SOUPEPE DE DÉCOMPRESSION NIEZGODKA 1"-2,6 BAR (CHROME-NICKEL)
	73BDR173	VEILIGHEIDSVENTIEL CE58/02200 - 1,5 B (22PSI) - RVS 3/4" BSPT - VITON DICHTING SAFETY VALVE CE58/02200-1.5 B (22PSI)-STAINLESS STEEL 3/4 "BSPT-VITON SEAL SICHERHEITSVENTIL CE58/02200-1.5 B (22PSI)-EDELSTAHL 3/4 "BSPT-VITON-DICHTUNG SOUPEPE DE SÉCURITÉ CE58/02200-1.5 B (22PSI)-JOINT EN ACIER INOXYDABLE 3/4 "BSPT-VITON
	73BDR359	
	73BDR375	RVS KAP VOOR VACUUMVENTIEL UNIACT 2" STAINLESS STEEL CAP FOR VACUUM VALVE UNIACT 2" EDELSTAHLKAPPE FÜR VAKUUMVENTIL UNIACT 2" CAPUCHON EN ACIER INOXYDABLE POUR VANNE DE VIDE UNIACT 2".
	73BDR377	BREEKPLAAT,CONTINENTAL,DN65,3.67 BAR/20GRC FRACTOR,CONTINENTAL,DN65,3.67 BAR/20GRC FRAKTOR,KONTINENTAL,DN65,3,67 BAR/20GRC FRACTEUR,CONTINENTAL,DN65,3.67 BAR/20GRC

LUCHT - PNEUMATISCHE REM- & VERINGONDERDELEN

	Article	Description
	73BLL012	PNEUMATISCHE ROLVIBRATOR (4250 NEWTON / 22.000HZ.) PNEUMATIC ROLL VIBRATOR (4250 NEWTON / 22,000HZ) PNEUMATISCHER ROLL-VIBRATOR (4250 NEWTON / 22,000HZ) VIBRATEUR À PISTON PNEUMATIQUE (4250 NEWTON / 22,000HZ)
	73BLL025	GELUIDSDEMPER VOOR ROLVIBRATOR 73BLL012 SOUND DAMPER FOR ROLL VIBRATOR 73BLL012 SCHALLDÄMPFER FÜR ROLLVIBRATOR 73BLL012 AMORTISSEUR DE SON POUR VIBRATEUR DE ROULEMENT 73BLL012
	73BMM004	MANOMETER, 0...1 BAR, D63, G1/4" ONDER MET GLYCERINE MANOMETER, 0...1 BAR, D63, G1/4" UNDER WITH GLYCERINE MANOMETER, 0...1 BAR, D63, G1/4" UNTERSEITE MIT GLYZERIN MANOMÈTRE, 0 ... 1 BAR, D63, G1 / 4" BAS AVEC GLYCÉRINE
	73BMM006	MANOMETER, 0...10 BAR, D63, G1/4" ONDER MANOMETER, 0...10 BAR, D63, G1/4" UNDER MANOMETER, 0...10 BAR, D63, G1/4" UNTERSEITE MANOMÈTRE, 0 ... 10 BAR, D63, G1 / 4 " BAS
	73BMM009	MANOMETER (0...250 BAR, D63, G1/4" ONDER) MANOMETER (0...250 BAR, D63, G1/4" UNDER) MANOMETER (0...250 BAR, D63, G1/4" UNTERSEITE) MANOMÈTRE (0 ... 250 BAR, D63, G1 / 4 "BAS)
	73BMM010	MANOMETER, 0...4 BAR, D63, G1/4" ONDER MANOMETER, 0...4 BAR, D63, G1/4" UNDER MANOMETER, 0...4 BAR, D63, G1/4" UNTERSEITE MANOMÈTRE, 0 ... 4 BAR, D63, G1 / 4 "BAS
	73BMM012	MANOMETER, 0...400 BAR, D63, G1/4" MET GLYCERINE MANOMETER, 0... 400 BAR, D63, G1/4 "WITH GLYCERINE MANOMETER, 0... 400 BAR, D63, G1/4 "MIT GLYCERIN MANOMÈTRE, 0... 400 BAR, D63, G1/4 "AVEC GLYCÉRINE








LUCHT - PNEUMATISCHE REM- & VERINGONDERDELEN

	Article	Description
	73BMM013	MANOMETER, 0...6 BAR, D63, G1/4" ONDER MANOMETER, 0...6 BAR, D63, G1/4" UNDER MANOMETER, 0...6 BAR, D63, G1/4" UNTERSEITE MANOMÈTRE, 0 ... 6 BAR, D63, G1 / 4 "BAS
	73BMM016	MANOMETER, 0-4 BAR, D63, G1/4" ACHTER MANOMETER, 0-4 BAR, D63, G1/4" REAR MANOMETER, 0-4 BAR, D63, G1/4" RÜCKSEITE MANOMÈTRE, 0-4 BAR, D63, G1 / 4 "ARRIÈRE
	73BMM024	MANOMETER, -1...9 BAR, D63, G1/4" ONDER MANOMETER, -1 ... 9 BAR, D63, G1 / 4 "UNDER MANOMETER, -1 ... 9 BAR, D63, G1 / 4 "UNTER MANOMÈTRE, -1 ... 9 BAR, D63, G1 / 4 "SOUS
	73BMM031	MANOMETER, 0...4 BAR, D63, G1/4" RECHTS (GLYCERINE) MANOMETER, 0...4 BAR, D63, G1/4" RIGHT (GLYCERINE) MANOMETER, 0...4 BAR, D63, G1/4" RECHTS (GLYZERIN) MANOMÈTRE, 0 ... 4 BAR, D63, G1 / 4 "DROIT (GLYCÉRINE)
	73BMM049	MANOMETER (0...6 BAR, D63, G1/4" ACHTER) MANOMETER (0...6 BAR, D63, G1/4" REAR) MANOMETER (0...6 BAR, D63, G1/4" RÜCKSEITE) MANOMÈTRE (0 ... 6 BAR, D63, G1 / 4 "ARRIÈRE)
	73BMM052	MANOMETER/MEMBRAAN, 10 BAR, D63, G1/4" ACHTER - GLYCERINE MANOMETER / MEMBRANE, 10 BAR, D63, G1 / 4 "REAR - GLYCERIN MANOMETER / MEMBRAN, 10 BAR, D63, G1 / 4 "REAR - GLYCERIN MANOMÈTRE / MEMBRANE, 10 BAR, D63, G1 / 4 "ARRIERE - GLYCÉRINE
	73BTM019	THERMOMETER, WIKA, INBOUW, 0+250°C, RVS, CAPILLAIR (MET LAG LOGO) THERMOMETER, WIKA, BUILT-IN, 0 + 250 ° C, STAINLESS STEEL, CAPILLAIR (WITH LAG LOGO) THERMOMETER, WIKA, EINGEBAUT, 0 + 250 ° C, EDELSTAHL, CAPILLAIR (MIT LAG-LOGO) THERMOMÈTRE WIKA INTÉGRÉ, 0 + 250 ° C, ACIER INOXYDABLE, CAPILLAIR (AVEC LOGO LAG)

LUCHT - PNEUMATISCHE REM- & VERINGONDERDELEN

	Article	Description
	73BTM020	THERMOMETER, WIKA, INBOUW,-20/+150°C,ROESTVRIJSTAAL,CAPIL. (LAG uitvoering) THERMOMETER, WIKA, BUILT-IN,-20/+150°C, STAINLESS STEEL, CAPIL. (LAG version) THERMOMETER, WIKA, EINGEBAUT,-20/+150°C, EDELSTAHL, CAPIL. (LAG Version) THERMOMÈTRE, WIKA, INTÉGRÉ, -20 / + 150 ° C, ACIER INOXYDABLE, CAPIL. (Version LAG)
	73FLU009	PERSLUCHTFILTER DRUM M329/450 PNEUMATIC FILTER DRUM M329/450 PNEUMATISCHE FILTER DRUM M329/450 FILTRE PNEUMATIQUE DRUM M329/450
	73FLU068	ULTRAFILTER INOX, TYPE P-EG 0072 G2". FILTERELEMENT TYPE P-SMF 10/30 ULTRAFILTER INOX , TYPE P-EG 0072 G2"FILTER ELEMENT TYPE P-SMF 10/30 ULTRAFILTER INOX, TYP P-EG 0072 G2"FILTEREINSATZ TYP P-SMF 10/30 ULTRAFILTER INOX, TYPE P-EG 0072 G2".ÉLÉMENT FILTRANT TYPE P-SMF 10/30
	73FVL012	POMPFILTER, NW100 , 630µM PUMP FILTER, NW100 , 630µM PUMPENFILTER, NW100, 630 µM FILTRE DE POMPE, NW100, 630µM
	73HVR083	HYDRAULISCH STUURVENTIEL POMP+HASPEL HYDRAULIC STEERING VALVE PUMP + REEL HYDRAULISCHE LENKVENTILPUMPE + REEL POMPE + BOBINE DE SOUPEPE DE DIRECTION HYDRAULIQUE
	73HVR089	JOYSTICK SP10-N/05G JOYSTICK SP10-N/05G JOYSTICK SP10-N/05G JOYSTICK SP10-N / 05G
	73HVR114	VERGRENDELPLAATJE VOOR JOYSTICK SP10-N/05G LOCK PLATE FOR JOYSTICK SP10-N/05G SICHERUNGSPLATTE FÜR JOYSTICK SP10-N/05G PLAQUE DE VERROUILLAGE POUR JOYSTICK SP10-N / 05G

LUCHT - PNEUMATISCHE REM- & VERINGONDERDELEN

	Article	Description
	73LPC003	FLOWSWITCH , KR-3-ST FLOWSWITCH, KR-3-ST DURCHFLUSSSCHALTER, KR-3-ST FLOWSWITCH KR-3-ST
	73PBK001	ONTLUCHTINGSKRAAN,R 1/4",MESSING,43.3 S VENTILATION TAP, R 1/4", BRASS, 43.3 S ENTLÜFTUNGSHAHN, R 1/4", MESSING, 43.3 S ROBINET DE VENTILATION, R 1/4 ", LAITON, 43.3 S
	73PBK037	GESTUURDE AFSLUITER 1/2" VITON AFDICHTING STEERED VALVE 1/2" VITON SEAL LENKVENTIL 1/2" VITON SEAL JOINT DE VITON 1/2"
	73PBK050	GESTUURDE AFSLUITER 3/8" VITON AFDICHTING STEERED VALVE 3/8" VITON SEAL STEUERVERTIL 3/8" VITON SEAL JOINT DE VITON 3/8"
	73SHO037	RUBBER PAD (PART OF 403080) RUBBER PAD (PART OF 403080) GUMMIAUFLAGE (TEIL VON 403080) BLOC DE CAOUTCHOUC (ELEMENT DE 403080)
	73TSK048	TERUGSLAGKLEP,NW 1/4" IG (RVS) RETURN VALVE, NW 1/4" IG (STAINLESS STEEL) RÜCKVENTIL, NW 1/4" IG (EDELSTAHL) SOUPAPE DE RETOUR, NO. 1/4" IG (ACIER INOXYDABLE)
	74DIV013	VERDEELBLOK 6X60°; AANSL. 6X M16X1,5 ALU DIVIDER BLOCK 6X60 °; CONN. 6X M16X1, 5 ALU TRENN BLOCK 6X60 °; CONN. 6X M16X1, 5 ALU BLOC DIVISEUR 6X60 °; CONN. 6X M16X1, 5 ALU





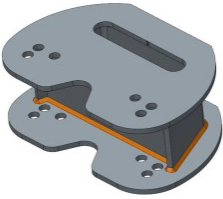
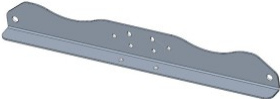

LUCHT - PNEUMATISCHE REM- & VERINGONDERDELEN

	Article	Description
	74DIV019	VERDEELBLOK 1X5 AANSL. M16X1,5 ALUMINIUM RECHTSCHTHOEK DISTRIBUTION BLOCK 1X5 CONN. M16X1.5 ALUMINIUM RIGHT ANGLE VERTEILERBSCHLOSS 1X5 CONN. M16X1.5 ALUMINIUM RECHTER WINKEL BLOC DE DISTRIBUTION 1X5 CONN. M16X1.5 ANGLE DROIT EN ALUMINIUM
	74DIV021	VERDEELBLOK 2X5 AANSL. KOPPELINGEN 8X1 SIRIT DISTRIBUTION BLOCK 2X5 CONN. COUPLINGS 8X1 SIRIT VERTEILERBSCHLOSS 2X5 CONN. KUPPLUNGEN 8X1 SIRIT BLOC DE DISTRIBUTION 2X5 CONN. RACCORDES 8X1 SIRIT
	74IKD033	ONTWATERINGSVENTIEL MANUEEL M22X1,5
	74IKD108	HAAKSE INSCHROEF / INSTEKVERBINDING DRM 8X1 ANGLE SCREW / INSERT CONNECTION DRM 8X1 ANGLE SCREW / INSERT CONNECTION DRM 8X1 RACCORDEMENT CONNEXION VIS / ANGLE DRM 8X1
	74IKD115	INSTELBARE MANOMETER KOPPELING D 6/ G 1/4" ADJUSTABLE MANOMETER COUPLING D 6/ G 1/4" ANPASSBARE MANOMETER KUPPLUNG D 6/ G 1/4" RACCORD DU MANOMETRE REGLABLE D 6 / G 1/4 "
	74IKP002	INSTEK INSCHROEFKOPPELING , HAAKS DRM 6,R 1/4"K INSERTION SCREW-IN COUPLING, HAAKS DRM 6,R 1/4"K EINFÜHR EINSCHRAUB KUPPLUNG, HAAKS DRM 6,R 1/4"K RACCORD À VIS À INSERTION, HAAKS DRM 6, R 1/4 "K
	74IKP007	INSTEK INSCHROEFKOPPELING, RECHT DRM 8,R 1/4"K INSERTION SCREW-IN COUPLING, RIGHT DRM 8,R 1/4"K EINFÜHR EINSCHRAUB KUPPLUNG, RECHTS DRM 8,R 1/4"K RACCORD À VIS À INSERTION DROITE DRM 8, R 1/4 "K



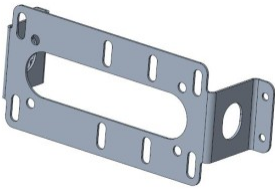



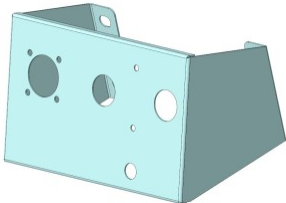
LUCHT - PNEUMATISCHE REM- & VERINGONDERDELEN

	Article	Description
	74KPT025	INSTEEK Y-KOPPELING,DIA 10 INSERT Y-CONNECTION, DIAMATER 10 Y-VERBINDUNG EINSETZEN, DURCHMESSER 10 INSERER LA CONNEXION EN Y, DIAMATRE 10
	74REM022	ONTWATERINGSVENTIEL MANUEEL M22X1,5 DRAINAGE VALVE MANUAL M22X1,5 ABLASSVENTIL MANUELL M22X1,5 VANNE DE DRAINAGE MANUEL M22X1,5
	74VAP022	VAPOR RECOVERY + ONDER-OVERDRUKVENTIEL - N11GPV1CIDUFH80
	A0R0000137	STEUN> SNELLE ONTLUCHTING SUPPORT>QUICK AIR RELAESE UNTERSTÜTZUNG>SCHNELLE LUFTFREIGABE SUPPORT>DÉGAGEMENT D'AIR RAPIDE
	A0R0000203	STEUN>TAILGUARD SUPPORT>TAILGUARD UNTERSTÜTZUNG>HECKSCHUTZ SUPPORT>Garde-queue
	A0R0000211	BEVESTIGING>RCU TPMS[HALDEX] SUPPORT>RCU TPMS[HALDEX] UNTERSTÜTZUNG>RCU TPMS[HALDEX] MONTAGE>RCU TPMS[HALDEX]
	A0R0000243	OPTITIRE STEUN;ECU WABCOOPTITIRE ONDERSTEUNING;ECU WABCO OPTITIRE SUPPORT;ECU WABCO OPTITIRE-UNTERSTÜTZUNG;ECU WABCO SUPPORT OPTITIRE;ECU WABCO

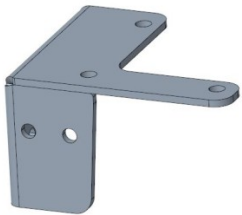

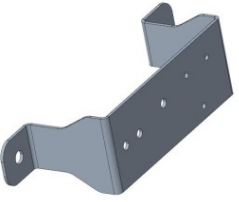
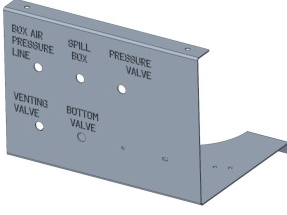



LUCHT - PNEUMATISCHE REM- & VERINGONDERDELEN

	Article	Description
	A0R0000245	MONTAGEPLAAT>HEEFASKLEP + ABS RELAIKLEP MOUNTING PLATE>LIFT AXLE VALVE + ABS RELAY VALVE MONTAGEPLATTE>HUBACHSVENTIL + ABS-RELAISVENTIL PLAQUE DE MONTAGE>VALVE ESSIEU DE LEVAGE + VALVE RELAIS ABS
	A1J0001896	MONTAGEPLAAT> LUCHTRESERVOIR MOUNTING PLATE> AIR RESERVOIR MONTAGEPLATTE > LUFTBEHÄLTER PLAQUE DE MONTAGE> RÉSERVOIR D'AIR
	A1R0000101	MONTAGEPLAAT HEFFEN EN DALEN LIFTING AND LOWERING MOUNTING PLATE HEBEN UND SENKEN DER MONTAGEPLATTE PLAQUE DE MONTAGE DE LEVAGE ET DESCENTE
	A1T0000021	BEVESTIGING 3/2 VENTIEL PARKER FITTING 3/2 VALVE PARKER MONTAGE 3/2-VENTIL-PARKER RACCORD 3/2 VANNE PARKER
	A2H0000344	BALG OPVULLING-ROESTVRIJ STAAL; H100 AIR SPRING SUPPORT-STAINLESS STEEL;H100 LUFTFEDERHALTER-EDELSTAHL;H100 SUPPORT DE RESSORT PNEUMATIQUE-ACIER INOXYDABLE ; H100
	A2J0003092	MONTAGEPLAAT>PNEU.KLEP MOUNTING PLATE>PNEU.VALVE MONTAGEPLATTE>PNEU.VENTIL PLAQUE DE MONTAGE>VALVE PNEU
	A2J0004074	PLAAT> BPW AIRSAVE PLATE> BPW AIRSAVE PLATTE> BPW AIRSAVE PLAQUE> BPW AIRSAVE


LUCHT - PNEUMATISCHE REM- & VERINGONDERDELEN

	Article	Description
	A2J0005385	MONTAGEPLAAT>DRUKINDICATOR MOUNTING PLATE>PRESSURE INDICATOR MONTAGEPLATTE>DRUCKANZEIGE PLAQUE DE MONTAGE>INDICATEUR DE PRESSION
	A2J0005823	LUCHTANKBEVESTIGING [OFFSET 200] AIR TANK MOUNT[OFFSET 200] Lufttankhalterung [Offset 200] SUPPORT DE RÉSERVOIR D'AIR[DÉCALAGE 200]
	A2P0000764	HOUDER>PNEUMATISCHE KLEPPEN>DOOS HOLDER>PNEUMATIC VALVES>BOX HALTER>PNEUMATISCHE VENTILE>BOX SUPPORT>VANNES PNEUMATIQUES>BOITE
	A2P0000773	HOUDER>PNEUMATISCHE VENTIELEN>BOX HOLDER>PNEUMATIC VALVES>BOX HALTER>PNEUMATISCHE VENTILE>BOX SUPPORT>VANNES PNEUMATIQUES>COFFRET
	A2P0007214	BLIND FLENS-SS [1.4404];DIA240;12x14xSTC210xT22 BLIND FLANGE-SS [1.4404];DIA240;12x14xSTC210xT22 BLID FLANGE-SS [1.4404];DIA240;12x14xSTC210xT22 FLÈCHE AVEUGLE-SS [1.4404];DIA240;12x14xSTC210xT22
	A2P0008528	COLLECTOR-SS[1.4301];2";SCHROEFDRAAD[2x2";BUITEN] SCHROEFDRAAD[1";BINNEN];ROS[NW50;VROUWELIJK];SCHROEFDRAAD [1/4";BINNEN] COLLECTOR-SS[1.4301];2";THREAD[2x2";OUTER]THREAD[1";INNER];ROS [NW50;FEMALE];THREAD[1/4";INNER] SAMMLER-SS[1.4301];2";GEWINDE[2x2";AUSSEN]GEWINDE[1";INNEN];ROS [NW50;INNENGEWINDE];GEWINDE[1/4";INNEN] COLLECTEUR-SS[1.4301];2";FILETÉ[2x2";EXTÉRIEUR]FILETÉ [1";INTÉRIEUR];ROS[NW50;FEMELLE];FILETÉ[1/4";INTÉRIEUR]
	A2R0000019	CONTROL PANEL[LOSKNOP,HEFFEN-ZAKKEN] CONTROL PANEL[RELEASE BUTTON,RAISE-LOWER] BEDIENFELD [TASTE LOSLASSEN, HEBEN-SENKEN] PANNEAU DE COMMANDE [Bouton de déverrouillage, augmenter-diminuer]

LUCHT - PNEUMATISCHE REM- & VERINGONDERDELEN

	Article	Description
	A2R0000194	plaat naloopas ventiel tag axle valve plate Tag-Achsen-Ventilplatte plaque de soupape d'essieu arrière
	A2R0000225	STEUN>LUCHTKETELS SUPPORT>AIRTANKS UNTERSTÜTZUNG>LUFTTANKS SUPPORT>RÉSERVOIRS AÉRIENS
	A2R0000249	STEUN 3/2 VENTIEL SUPPORT 3/2 VALVE UNTERSTÜTZUNG 3/2 VENTIL SUPPORT VANNE 3/2
	A2T0000017	PNEUMATISCH BEDIENINGSPANEEL;KNOPPEN[5X] PNEUMATIC CONTROL PANEL;BUTTONS[5X] PNEUMATISCHES BEDIENFELD; TASTEN[5X] PANNEAU DE COMMANDE PNEUMATIQUE ; BOUTONS [5X]
	A3P0000037	LUCHTLEIDING BESCHERMINGSPLAAT 2" AIRLINE PROTECTION PLATE 2" FLUGZEUGSCHUTZPLATTE 2" PLAQUE DE PROTECTION AIRLINE 2"
	A3R0000016	MONTAGEPLAAT LIFTAS VENTIEL LIFT BAG VALVE MOUNTING PLATE MONTAGEPLATTE DES HEBEBAGSVENTILS PLAQUE DE MONTAGE DE VALVE DE SAC DE LEVAGE
	A3R0000142	MONTAGEBEUGEL>BANDENSPANNING SYSTEEM-BEDIENINGSKAST MOUNTING BRACKET>TIRE PRESSURE SYSTEM-CONTROL BOX MONTAGEHALTERUNG>REIFENDRUCKSYSTEM-STEUERKASTEN SUPPORT DE MONTAGE>SYSTÈME DE PRESSION DES PNEUS-BOÎTE DE COMMANDE

LUCHT - PNEUMATISCHE REM- & VERINGONDERDELEN

Article	Description
	BLINDSTOP RVS D70x32xG2"A
	BLINDSTOP RVS D70x32xG2"A
	BLINDSTOP EDELSTAHL D70x32xG2"A
	BLINDSTOP ACIER INOXYDABLE D70x32xG2"A

HYDRAULISCHE ONDERDELEN

	Article	Description
	57BLD393	<p>SLANG NW50 8,5 M + TEST CERTIFICAAT</p> <p>HOSE NW50 8.5 M + TEST CERTIFICATE</p> <p>SCHLAUCH NW50 8,5 M + PRÜFZEUGNIS</p> <p>FLEXIBLE NW50 8,5 M + CERTIFICAT DE TEST</p>
	57BLD394	<p>SLANG NW25 8,5 M + TEST CERTIFICAAT</p> <p>HOSE NW25 8.5 M + TEST CERTIFICATE</p> <p>SCHLAUCH NW25 8,5 M + PRÜFZEUGNIS</p> <p>FLEXIBLE NW25 8,5 M + CERTIFICAT DE TEST</p>
	57BLD395	<p>SLANG NW75 8,5 M + TEST CERTIFICAAT</p> <p>HOSE NW75 8.5 M + TEST CERTIFICATE</p> <p>SCHLAUCH NW75 8,5 M + PRÜFZEUGNIS</p> <p>FLEXIBLE NW75 8,5 M + CERTIFICAT DE TEST</p>
	71VPC255	<p>POMP, UNIBLOC, TYPE PD 551, Z[NW76 SMS];P[NW80 DIN 11851] HYDRAULISCH AANGEDREVEN;VERWARMD</p> <p>PUMP, UNIBLOC, TYPE PD 551, Z[NW76 SMS];P[NW80 DIN 11851] HYDRAULICALLY DRIVEN;HEATED</p> <p>PUMPE, UNIBLOC, TYP PD 551, Z[NW76 SMS];P[NW80 DIN 11851] HYDRAULISCH ANGETRIEBEN; BEHEIZT</p> <p>POMPE, UNIBLOC, TYPE PD 551, Z[NW76 SMS];P[NW80 DIN 11851] ENTRAÎNEMENT HYDRAULIQUE ; CHAUFFÉ</p>
	73BAH024	<p>NOODSTOP HYDRAULISCH - HY FN 2A</p> <p>EMERGENCY STOP HYDRAULIC - HY FN 2A</p> <p>NOT-HALT-HYDRAULIK - HY FN 2A</p> <p>ARRÊT D'URGENCE HYDRAULIQUE - HY FN 2A</p>
	73HBK004	<p>STUURKRAAN VOOR OMKEERBARE AANDRIJVING</p> <p>STEERING VALVE FOR REVERSIBLE DRIVE</p> <p>LENKVENTIL FÜR UMKEHR ANTRIEB</p> <p>SOUPAPE DE DIRECTION POUR ENTRAÎNEMENT RÉVERSIBLE</p>
	73HVR005	<p>STUURKRAAN WALVOIL SD-18/1-P(KG3)/111L</p> <p>STEERING CRANE WALVOIL SD-18/1-P (KG3) / 111L</p> <p>LENKKRAN WALVOIL SD-18/1-P (KG3) / 111L</p> <p>GRUE DE DIRECTION WALVOIL SD-18/1-P (KG3) / 111L</p>

HYDRAULISCHE ONDERDELEN

	Article	Description
	73HVR024	HYDRAULISCH OVERDRUKVENTIEL (300E V18/20/ VLSHR M18X1,5) HYDRAULIC OVERPRESSURE VALVE (300E V18 / 20 / VLSHR M18X1,5) HYDRAULISCHES ÜBERDRUCKVENTIL (300E V18 / 20 / VLSHR M18X1,5) SOUPAPE HYDRAULIQUE DE SURPRESSION (300E V18 / 20 / VLSHR M18X1,5)
	73HVR061	TERUGSLAGVENTIEL HYDRAULISCH , 1/2" RETURN VALVE HYDRAULIC, 1/2" RÜCKWÄRTSVENTIL HYDRAULISCH, 1/2" SOUPAPE DE RETOUR HYDRAULIQUE 1/2"
	73HVR082	HYDRAULISCH STUURVENTIEL POMP HYDRAULIC STEERING VALVE PUMP HYDRAULISCHE LENKVENTILPUMPE POMPE DE SOUPAPE DE DIRECTION HYDRAULIQUE
	73HVR167	MANIFOLD VOOR ZACHTE OVERGANG HYDRAULISCH STUURVENTIEL POMP
	73KKR024	KOGELKRAAN MET HENDEL, NW20, G 3/4", P=400BAR BALL VALVE WITH HANDLE, NW20, G 3/4", P=400BAR KUGELVENTIL MIT GRIFF, NW20, G 3/4", P=400BAR VANNE À BOULE AVEC POIGNEE, NW20, G 3/4 ", P = 400BAR
	73ORO002	PEILSTOK OLIERESERVOIR - (L = 65) LEVELLING STICK OIL TANK - (L = 65) FÜLLSTANGENÖLTANK - (L = 65) RÉSERVOIR D'HUILE DE BATON DE NIVELLEMENT - (L = 65)
	73ORV004	VULDOP-ONTLUCHTING (HOOGTE 72 / DIAMETER 101) FILL CAP-VENTILATION (HEIGHT 72 / DIAMETER 101) FÜLLKAPPE-BELÜFTUNG (HÖHE 72 / DURCHMESSER 101) COUVERCLE DE REMPLISSAGE A VENTILATION (HAUTEUR 72 / DIAMÈTRE 101)

HYDRAULISCHE ONDERDELEN

	Article	Description
	74IKD022	INSTEEKEENHEID DRM 15X1,5 M22X1,5 INSERTION UNIT DRM 15X1,5 M22X1,5 EINFÜHREINHEIT DRM 15X1,5 M22X1,5 UNITÉ D'INSERTION DRM 15X1,5 M22X1,5
	74KPD001	DROGE SCHROEFKOPPELING MANNELIJK 1"K EDBRO DRY SCREW COUPLING MALE 1"K EDBRO TROCKEN SCHRAUBKUPPLUNG MÄNNLICH 1"K EDBRO RACCORD A VIS SEC MALE 1 "K EDBRO
	74KPD002	DROGE SCHROEFKOPP, MANNELIJK 3/4"K
	74KPF012	SNELKOPPELING , SLUITKOPPELING SLANGDRM 13 STA VERZINKT QUICK COUPLING, CLOSURE COUPLING HOSE DRM 13 STA GALVANIZED SCHNELLKUPPLUNG, VERSCHLUSSKUPPLUNG HOSE DRM 13 STA GALVANISIERT RACCORD RAPIDE, RACCORD DE FERMETURE DRM 13 STA GALVANISÉ
	M1U0005A	BEVESTIGING HYDRAULISCHE STUURBLOK HYDRAULIC STEERING BLOCK MOUNTING MONTAGE DES HYDRAULISCHEN LENKBLOCKS MONTAGE DU BLOC DE DIRECTION HYDRAULIQUE
	M1U0005A01	PLAAT ALU 245x245x6 BEVESTIGING HYDRAULISCHE STUURBLOK (3 sectie ventiel) PLATE ALU 245x245x6 MOUNTING HYDRAULIC CONTROL BLOCK (3 section valve) PLATTE ALU 245x245x6 MONTAGE DES HYDRAULISCHEN STEUERBLOCKS (3-Sektionen-Ventil) PLAQUE ALU 245x245x6 MONTAGE DU BLOC DE COMMANDE HYDRAULIQUE (vanne 3 sections)

Order by Phone +32 89 73 98 93 (NL - EN - DE)
 +32 89 73 98 97 (NL - FR - IT)

Company stamp / Details

Order by E-mail Spareparts@lagservice.eu

Article	Quantity	Description	Remarks
1.			
2.			
3.			
4.			
5.			
6.			
7.			
8.			
9.			
10.			

Opmerkingen

We're also the right address for all repairing's / modifications and damage recoveries

TANK REFURBISHMENTS (SECOND LIFE) - with or without new chassis



PUMP UNIT / TIPPING CYLINDER BUILD IN AND REPAIR



DAMAGE REPAIR



Interested in our possibilities? Feel free and please contact us at: service@lag.be or call +32 89 46 91 32

All brands marks images and associated copyright and other intellectual property (including Part Numbers where relevant) are owned by LAG trailers, or the respective producers, owners, or distributors of other makes. No rights or licences are granted to any third party without the express prior written agreement of the owner. Any third party supplier/manufacturer Part Numbers are displayed for comparative purposes only, and are not a statement of origin or manufacture of the product available. This catalogue replaces all previous versions. In kind of mistakes and to be sure for the latest information always ask LAG for the latest version of this catalog. Every effort is made to ensure accuracy but LAG is not liable for any errors or omissions. Inclusion of any product or service is not an offer capable of acceptance, and any orders must be placed and accepted by LAG or any selling dealer on their standard terms of sale. LAG standard terms of sale apply to any use of or enquiry relating to this catalogue/on line publication, and are available on www.lag.be or www.lagservice.eu or your local LAG Dealer. Images are for illustrative purposes only and products available or supplied may vary in finish or other detail without affecting functionality. Sales are subject to the warranty and limitations applying to the product and relevant manufacturer/supplier. All products are subject to availability and the prevailing price at time of binding order.

BELGIUM

LAG trailers N.V. - Bree

Kanaallaan 54 | 3960 Bree
spareparts@lagservice.eu
+32 89 73 98 93 (NL - EN - DE)
+32 89 73 98 97 (NL - FR - IT)

The Netherlands

Burg Trailer Service - Pijnacker

Katwijkerlaan 75 | 2641PD Pijnacker
magazijn@burgtrailerservice.nl
+31 (0)15 361 5410

Poland

LAG Service Poland - Poznan

Rabowicka 9 | 62-020 Jasin
marcin.labanowicz@lagservice.eu
+48 61 65 15 930