

# SPARE PARTS CATALOG

## Container chassis



Reliable, no matter where.



The LAG Spare Parts catalog is a comprehensive range of all-make trailer parts and workshop consumables. Developed by LAG trailers NV, it's available through the European LAG dealer network.

LAG offers an extensive range of parts for all their build trailers but also for all other trailer brands, and a market-leading selection of consumables. All products are OE and OE quality ensuring the best for your vehicle. The entire range of LAG products can be found and easily identified in our quick reference catalogues.

By offering a comprehensive range in one place means you can reduce your supplier base and associated costs. After all different suppliers mean different admin systems - which means extra cost and hassle for you.

Once you have identified the part(s) you require, simply call, email or visit your local LAG dealer. You'll find your local branch on the following pages or on our website. Each has a broad range of parts and consumables in stock, and any not immediately available will, in the vast majority of cases, be available through the LAG parts express delivery system.

We choose only products that meet our stringent standards of both quality and durability, and back them all with standard LAG warranty terms and conditions.

Whether you carry out your own fleet maintenance, or it's conducted by your local LAG dealer, the LAG program can save you time and money, maximizing the uptime of your fleet whilst reducing the overall cost of your operation. The range is constantly being expanded, so you will always find what you need.

LAG spare-parts catalog is just one of the programs that LAG offer to support your business. Your local dealer is your one-stop partner for your transport solutions. Under one roof you will find professionals who can help you.

**LAG Reliable, no matter where**

# Table Of Contents

SPARE PARTS CATALOG .....	1
FOREWORD .....	2
CHASSIS-ONDERDELEN .....	4
TANK ONDERDELEN .....	75
SLANG BUIS & BEUGEL ONDERDELEN .....	83
LEUNING / LADDER / LOOPBAAN .....	91
KOPPELING & KLEPPEN - ALGEMEEN .....	105
PAKKING & AFDICHTING .....	116
ELEKTRISCH - VERLICHTING .....	118
LUCHT - PNEUMATISCHE REM- & VERINGONDERDELEN .....	143
HYDRAULISCHE ONDERDELEN .....	157
ORDER FORM .....	158
SPARE PART DEALERS .....	161








## CHASSIS-ONDERDELEN

	Article	Description
	28A300001085	STEUN ZIJ- & BREEDTEMARKERING ROESTVRIJSTAAL L535 BRACKET SIDE & WIDTH MARKING STAINLESS STEEL L535 BEFESTIGUNG SEITE & BREITENKENNZEICHNUNG EDELSTAHL L535 SUPPORT MARQUAGE LATÉRAL ET LARGEUR ACIER INOXYDABLE L535
	28A3J0000013	SPATBORDSTEUN GESCHROEFD L550 LINKS MUDGUARD BRACKET SCREWED L550 LEFT KOTFLÜGELHALTER GESCHRAUBT L550 LINKS SUPPORT DE GARDE-BOUE VISSE L550 GAUCHE
	28A3J0000014	SPATBORDSTEUN GESCHROEFD L550 RECHTS MUDGUARD BRACKET SCREWED L550 RIGHT KOTFLÜGELHALTER GESCHRAUBT L550 RECHTS SUPPORT DE GARDE-BOUE VISSE L550 DROIT
	28A7Q0000024	HOOGTEREGELAAR BEVEVESTIGING SPANSCHAAL VIERKANT 120 HEIGHT CONTROLLER ASSEMBLY SPANISH SCALE SQUARE 120 HÖHENREGLER MONTAGE SPANISCH SCALE SQUARE 120 ASSEMBLAGE DE CONTRÔLEUR DE HAUTEUR ESPAGNOL SCALE SQUARE 120
	28M0J0009B	OPHANGING SPATBORDEN OMEGA - ROESTVRIJSTAAL SUSPENSION MUDGUARDS OMEGA - STAINLESS STEEL FEDERUNG SCHUTZBLECH OMEGA - EDELSTAHL GARDE-BOUE A SUSPENSION OMEGA - ACIER INOXYDABLE
	28M0J0010A	OPHANGING SPATBORDEN - ROESTVRIJSTAAL ONDERPLAAT (OMEGA) SUSPENSION MUDGUARDS - STAINLESS STEEL UNDERPLATE FEDERUNG SCHUTZBLECH - EDELSTAHL TRÄGERPLATTE GARDE-BOUE A SUSPENSION - SOUS-PLANCHER EN ACIER INOXYDABLE
	28M0R0172A	BEVESTIGING LUCHTKETEL AIR TANK ATTACHMENT LUFTBEHÄLTER BEFESTIGUNG ATTACHE DE RÉSERVOIR D'AIR


# CHASSIS-ONDERDELEN

	Article	Description
	28M3R0005E	<p>AANSLUITPLAAT VOORZIJDE TRAILER (REM EN LICHT ETC)</p> <p>CONNECTION PLATE TRAILER FRONT (BRAKE AND LIGHT ETC.)</p> <p>VERBINDUNGSPLATTE ANHÄNGER VORNE (BREMSSEN, LICHT, ETC.)</p> <p>PLAQUE DE RACCORDEMENT REMORQUE AVANT (FREIN ET LUMIERE ETC.)</p>
	33WKX006	<p>FIETSENVANGER 100 X 100 - 6060 T6 - LENGTE =4000</p> <p>SIDEGUARD 100 X 100 - 6060 T6 - LENGTH = 4000</p> <p>SEITENSCHIRM 100 X 100 - 6060 T6 - LÄNGE = 4000</p> <p>PROFIL ALU PARE CYCLISTE 100 X 100 - 6060 T6 - LONGUEUR = 4000</p>
	33WKX017	<p>FIETSENVANGER 100 X 30 - 6060 T6 - LENGTE=6500</p> <p>SIDEGUARD 100 X 30 - 6060 T6 - LENGTH = 6500</p> <p>SEITENSCHIRM 100 X 30 - 6060 T6 - LÄNGE = 6500</p> <p>PROFIL ALU PARE CYCLISTE 100 X 30 - 6060 T6 - LONGUEUR = 6500</p>
	385J90115A	<p>OPSTAP TREDEN LINKS CONTAINERDRAGER 20+30FT (bout montage aan chassis)</p>
	38A3M0000071	<p>BEVESTIGING MARKERINGSBORD/ BREEDEMARKING GEANODISEERDISEERD ALUMINIUM</p> <p>MARKING BOARD ATTACHMENT/WIDTH MARKING ANODIZED ALUMINIUM</p> <p>KENNZEICHNUNGSTAFEL BEFESTIGUNG/BREITENKENNZEICHNUNG ELOXIERTES ALUMINIUM</p> <p>FIXATION DE PANNEAU DE MARQUAGE / MARQUAGE DE LARGEUR D'ALUMINIUM ANODISÉ</p>
	56DOP078	<p>AFDICHTDOP ROND ZWART VOOR SPATLAP BEVESTIGING</p> <p>SEALING CAP ROUND BLACK FOR MUD FLAPS ATTACHMENT</p> <p>DICHTUNGSKAPPE RUND SCHWARZ ZUR SCHMUTZFÄNGERBEFESTIGUNG</p> <p>BOUCHON D'ÉTANCHÉITÉ ROND NOIR POUR FIXATION BAVETTES</p>
	59RXX008	<p>STOOTBLOK L=215 B=50 H=55 HOH=125 TUSSEN DE TWEE GATEN</p> <p>BUMPER BLOCK L = 215 B = 50 H = 55 HOH = 125 BETWEEN THE 2 HOLES</p> <p>STOßFÄNGER L = 215 B = 50 H = 55 HOH = 125 ZWISCHEN DEN 2 LÖCHERN</p> <p>BLOC DE PARE-CHOC L = 215 B = 50 H = 55 HOH = 125 ENTRE LES 2 TROUS</p>








## CHASSIS-ONDERDELEN

	Article	Description
	59RXX009	STOOTBLOK L=245 B=80 H=90 HOH=120 TUSS 2GATEN BUMPER BLOCK L = 245 B = 80 H = 90 HOH = 120 BETWEEN THE 2 HOLES STOßFÄNGER L = 245 B = 80 H = 90 HOH = 120 ZWISCHEN DEN 2 LÖCHERN BLOC DE PARE-CHOC L = 245 B = 80 H = 90 HOH = 120 ENTRE LES 2 TROUS
	61BVA005	VANGKABEL Lengte =1160mm
	61BVA007	VANGKABEL Lengte=1270
	61DIV016	WIELMOERDOP RADOLID MET LAG-LOGO KSW32-2-G43 CHROME WHEEL NUT CAP RADOLID WITH LAG-LOGO KSW32-2-G43 CHROME RADMUTTER KAPPE RADOLID MIT LAG-LOGO KSW32-2-G43 CHROM BOUCHON ECROU DE ROUE RADOLIDE AVEC LOGO LAG KSW32-2-G43 CHROME
	61DIV022	WIELMOER INDICATOR TYPE CHECKPOINT 32MM - GEEL WHEEL NUT INDICATOR TYPE CHECKPOINT 32MM - YELLOW RADMUTTER INDIKATOR TYP CHECKPOINT 32MM - GELB POINT DE CONTRÔLE TYPE INDICATEUR DE ROUE 32MM - JAUNE
	61DIV023	WIELMOERDOP CHROME - ZONDER LAG-LOGO WHEEL NUT CAP CHROME - WITHOUT LAG LOGO RADMUTTER KAPPE CHROM - OHNE LAG LOGO BOUCHON D'ECROU DE ROUE CHROME - SANS LOGO LAG
	61DIV026	WIELMOERDOP MET INDICATOR - CHECKPOINT 32MM - FLUO GEEL WHEEL NUT SILL WITH INDICATOR - CHECK POINT 32MM - FLUO YELLOW RADMUTTER SILL MIT INDIKATOR - PRÜFPUNKT 32MM - FLUO GELB ÉCROU DE ROUE AVEC INDICATEUR - POINT DE CONTRÔLE 32MM - FLUO JAUNE

## CHASSIS-ONDERDELEN

	Article	Description
	61DIV029	WIELMOERDOP CHROME MET GEINTEGREERDE INDICATOR EN LAG-LOGO (M32) WHEEL MOUNTED CHROME WITH INDICATOR AND LAG LOGO (M32) RADMONTIERTES CHROM MIT INDIKATOR UND LAGERZEICHEN (M32) CHROME MONTÉ SUR LA ROUE AVEC INDICATEUR ET LOGO LAG (M32)
	63BPP002	STEUNVOET PAAR/SET R+L, BPW 700/400 + R-VOET + ZWENGEL + VERBINDINGSBUIS 1500MM LANDINGGEAR FOOT PAIR/SET R + L, BPW 700/400 + R-FOOT + CRANK + CONNECTION TUBE 1500MM FAHRWERK FUß PAAR /SET R + L, BPW 700/400 + R-FUß + KURBEL + VERBINDUNGSSCHLAUCH 1500MM PAIRE DE BEQUILLES ARRIERES / SET D+G, BPW 700/400 + R-FOOT + MANIVELLE + TUBE DE RACCORDEMENT 1500MM
	63BPP003	STEUNVOET PAAR, BPW 750/420 S-VOET SUPPORT FOOT PAIR, BPW 750/420 S-FOOT STÜTZFUSSPAAR, BPW 750/420 S-FOOT PAIRE DE PIEDS DE SUPPORT, BPW 750/420 S-FOOT
	63FEP006	STEUNVOET PAAR, FERMI T600S CH 740 MONTAGEHOOGTE = 740MM ; SLAG = 380MM SUPPORT FOOT PAIR, FERMI T600S CH 740MOUNTING HEIGHT = 740MM ; STROKE = 380MM STÜTZFUSSPAAR, FERMI T600S CH 740MONTAGEHÖHE = 740 MM; HUB = 380 MM PAIRE DE PIEDS DE SUPPORT, FERMI T600S CH 740HAUTEUR DE MONTAGE = 740MM ; COURSE = 380 MM
	63JOD004	MANIVELHOUDER LG=115 JOST JS E0040200 SWIVEL STOOL HOLDER LG = 115 JOST JS E0040200 DREHHOCKER-HALTERUNG LG = 115 JOST JS E0040200 PORTE-TUBE PIVOTANT LG = 115 JOST JS E0040200
	63JOD007	STEUNPOOT ZWENGEL JOST JS 1118-03 A=230 (KORT) STAND JACK CRANK JOST JS 1118-03 A = 230 (SHORT) WAGENHEBER-KURBEL JOST JS 1118-03 A = 230 (KURZ) SUPPORT MANIVELLE JACK JOST JS 1118-03 A = 230 (COURT)
	63JOD018	ZWENGEL STEUNPOOT JOST JS0042805 A=520







	Article	Description
	63JOD019	VERBINDINGSSTANG JOST MODUL B L04 - LG=1500 CONNECTING ROD JOST MODUL B L04-LG = 1500 PLEUEL JOST MODUL B L04-LG = 1500 TRINGLE DE RACCORDEMENT JOST MODUL B L04-LG = 1500
	63JOD020	VERBINDINGSSTANG JOST MODUL B L08 - LG=1635 CONNECTION ROD JOST MODUL B L08 CONNECTING - LG = 1635 VERBINDUNGSSTAB JOST MODUL B L08 VERBINDUNG - LG = 1635 BARRE DE RACCORDEMENT JOST MODULE B L08 CONNEXION - LG = 1635
	63JOD021	ZWENGEL/KURBEL JOST A=450 (LANG) CRANK JOST A = 450 KURBEL JOST A = 450 MANIVELLE JOST A = 450
	63JOD022	S-VOET VOOR JOST STEUNVOET MODUL B S-FOOT FOR JOST LANDINGGEAR MODUL B LANDINGGEAR S-FUß FÜR JOST FAHRWERK MODUL B FAHRWERK S-FOOT POUR BEQUILLES JOST MODUL B
	63JOD025	T-VOET VOOR JOST STEUNVOET MODUL B T-FOOT FOR JOST MODUL B LANDINGGEAR T-FUß FÜR JOST MODUL B FAHRWERK T-FOOT POUR JOST MODUL B LANDINGGEAR
	63JOD027	ZWENGEL/KURBEL STEUNPOOT JOST A=350 CRANK STAND JACK JOST A = 350 KURBEL WAGENHEBER JOST A = 350 MANIVELLE JACK A = 350
	63JOD029	BUITENRAAMBEDIENING VOOR STEUNPOTEN JOST (MODUL B+C) EXTERNAL WINDOW CONTROL FOR SUPPORT LEGS JOST (MODUL B + C) EXTERNE FENSTERSTEUERUNG FÜR UNTERSTÜTZUNG DER BEINE JOST (MODUL B + C) COMMANDE DE FENÊTRE EXTERNE POUR LES JAMBES DE SOUTIEN JOST (MODUL B + C)

	Article	Description
	63JOD030	HOUDER VOOR STEUNPOOT ZWENGEL  KURBELHALTERUNG - JOST MODUL
	63JOD031	MANIVELHOUDER LG=215 JOST SWIVEL STOOL HOLDER LG = 215 JOST DREHHOCKER-HALTERUNG LG = 215 JOST SUPPORT MANIVELLE LG = 215 JOST
	63JOD046	ZWENGEL/KURBEL JOST JS0042808 A=620 CHANGE/CURBEL JOST JS0042808 A=620 WECHSELGELD/BORDWAND JOST JS0042808 A=620 CHANGEMENT/CURBEL JOST JS0042808 A=620
	63JOD047	VERBINDINGSSTANG-JOST;MODUL B;JS L22;L1425 CONNECTING ROD-JOST;MODUL B;JS L22;L1425 Pleuelstange-JOST;MODUL B;JS L22;L1425 BIELLE - JOST; MODUL B; JS L22; L1425
	63JOD050	VERBINDINGSSTANG-JOST;MODUL B;JS L03;L1470 CONNECTING ROD-JOST;MODUL B;JS L03;L1470 Pleuelstange-JOST;MODUL B;JS L03;L1470 Pleuelstange-JOST;MODUL B;JS L03;L1470
	63JOP088	STEUNVOET PAAR, JOST MODUL CH 790/430 T-VOET SUPPORT FOOT PAIR, JOST MODULE CH 790/430 T-FOOT SUPPORT FOOT PAIR, JOST MODULE CH 790/430 T-FOOT Paire de pieds de support, JOST MODULE CH 790/430 Pied en T
	63JOP099	STEUNVOET PAAR, JOST MODUL CH 790/430 S-VOET SUPPORT FOOT PAIR, JOST MODULE CH 790/430 S-FOOT STÜTZFUSSPAAR, JOST MODUL CH 790/430 S-FUSS STÜTZFUSSPAAR, JOST MODUL CH 790/430 S-FUSS



## CHASSIS-ONDERDELEN

	Article	Description
	63JOP111	STEUNVOET PAAR, JOST MODUL CH 840/470 S-VOET (ZONDER ZWENGEL & VERBINDINGSBUIS) LANDINGGEAR PAIR, JOST MODUL CH 840/470 S-FOOT FAHRWERK PAAR, JOST MODUL CH 840/470 S-FUß PAIRE DE BEQUILLES JOST MODUL CH 840/470 S-FOOT
	63JOP113	STEUNVOET PAAR, JOST MODUL CH 740/380 S-VOET SUPPORT FOOT PAIR, JOST MODULE CH 740/380 S-FOOT STÜTZFUSSPAAR, JOST MODUL CH 740/380 S-FUSS Paire de pieds de support, JOST MODULE CH 740/380 S-FOOT
	63JOP126	STEUNVOET PAAR, JOST MODUL CW 845/470 SUPPORT FOOT PAIR, JOST MODULE CW 845/470 Stützfußpaar, Jost Modul CW 845/470 PAIRE DE PIEDS DE SUPPORT, MODULE JOST CW 845/470
	63JOP131	STEUNVOET PAAR, JOST CA 102 A (MH=850/SL=420) UITSLUITEND POTEN SUPPORT FOOT PAIR, JOST CA 102 A (MH = 850/SL = 420) ONLY LEGS STÜTZ FUSS PAAR, JOST CA 102 A (MH = 850/SL = 420) NUR BEINE PAIRE DE PIEDS DE SUPPORT, JOST CA 102 A (MH = 850/SL = 420) SEULEMENT LES JAMBES
	63JOP132	STEUNVOET PAAR ALUMINIUM, JOST CA 103 A / MH=800/SL=370 (ZONDER ZWENGEL, ZONDER VERBINDINGSBUIS ) BRACKET FOOT PAIR ALUMINIUM, JOST CA 103 A / MH = 800 / SL = 370 (EXCLUSIVE CRANK OR CONNECTION TUBE) TRÄGERFUß PAAR ALU, JOST CA 103 A / MH = 800 / SL = 370 (EXKLUSIVE KURBEL ODER VERBINDUNGSSCHLAUCH) MECANISME PAIRE DE BEQUILLES ALU, JOST CA 103 A / MH = 800 / SL = 370 (MANIVELLE EXCLUSIVE OU TUBE DE RACCORDEMENT)
	63JOP134	STEUNVOET PAAR, JOST CA104420000 MH=750/SL=320 SUPPORT FOOT PAIR, JOST CA104420000 MH=750/SL=320 STÜTZFUSSPAAR, JOST CA104420000 MH=750/SL=320 PAIRE DE PIEDS DE SUPPORT, JOST CA104420000 MH=750/SL=320
	63JOP137	STEUNVOET PAAR, JOST MODUL B 850/520 OND- MET T-VOET SUPPORT FOOT PAIR, JOST MODUL B 850/520 LOWER WITH T-FOOT STÜTZFUSSPAAR, JOST MODUL B 850/520 UNTEN MIT T-FUSS Paire de pieds de support, JOST MODUL B 850/520 inférieur avec pied en T

## CHASSIS-ONDERDELEN

	Article	Description
	63JOP138	STEUNVOET PAAR, JOST MODUL B 850/520 OND MET S-VOET SUPPORT FOOT PAIR, JOST MODUL B 850/520 OND WITH S-FOOT STÜTZFUSSPAAR, JOST MODUL B 850/520 UND MIT S-FUSS Paire de pieds de support, JOST MODUL B 850/520 OND avec pied en S
	63JOP142	STEUNVOET PAAR, JOST MODUL B 800/470 BOVEN MET S-VOET ( B0301-010000 ) SUPPORT FOOT PAIR, JOST MODUL B 800/470 TOP WITH S-FOOT (B0301-010000) STÜTZ FUSS PAAR, JOST MODUL B 800/470 TOP MIT S-FOOT (B0301-010000) PAIRE DE PIEDS DE SUPPORT, MODULE JOST B 800/470 HAUT AVEC S-FOOT (B0301-010000)
	63JOP143	STEUNVOET PAAR, JOST MODUL B 800/470 OND MET T-VOET SUPPORT FOOT PAIR, JOST MODUL B 800/470 OND WITH T-FOOT STÜTZFUSSPAAR, JOST MODUL B 800/470 UND MIT T-FUSS Paire de pieds de support, JOST MODUL B 800/470 OND avec pied en T
	63JOP144	STEUNPOTEN COMPLETE SET, JOST MODUL B 800/470 OND - B0302-010000 - MET S-VOET / EXCL ZWENGEL SUPPORT LEGS COMPLETE SET, JOST MODUL B 800/470 OND - B0302-010000 - WITH S-BASE / WITHOUT CRANK UNTERSTÜTZUNGSBEINE KOMPLETT SET, JOST MODUL B 800/470 OND - B0302-010000 - MIT S-BASE / OHNE KURBEL JEU COMPLET DE PIEDS DE SUPPORT, JOST MODUL B 800/470 OND - B0302-010000 - AVEC S-BASE / SANS MANIVELLE
	63JOP147	STEUNVOET PAAR, JOST MODUL B 750/430 OND MET T-VOET SUPPORT FOOT PAIR, JOST MODUL B 750/430 OND WITH T-FOOT STÜTZFUSSPAAR, JOST MODUL B 750/430 UND MIT T-FUSS Paire de pieds de support, JOST MODUL B 750/430 OND avec pied en T
	63JOP148	STEUNVOET PAAR, JOST MODUL B 750/430 OND - MET S-VOET SUPPORT FOOT PAIR, JOST MODUL B 750/430 OND - WITH S-FOOT STÜTZFUSSPAAR, JOST MODUL B 750/430 OND - MIT S-FUSS Paire de pieds de support, JOST MODUL B 750/430 OND - avec pied en S
	63JOP149	STEUNVOET PAAR, JOST MODUL B 750/430 DUBBEL (ZONDER ZWENGEL & VERBINDINGSBUIJS, MET T-VOET SUPPORT FOOT PAIR, JOST MODUL B 750/430 DOUBLE (WITHOUT CRANK & CONNECTION TUBE, WITH T-FOOT STÜTZ FUßPAAR, JOST MODUL B 750/430 DOUBLE (OHNE KURBEL & VERBINDUNGSROHR, MIT T-FUß SUPPORT PIED À PIED, JOST MODUL B 750/430 DOUBLE (SANS TUBE DE TIGE ET SCELLANT, AVEC T-FOOT

## CHASSIS-ONDERDELEN

	Article	Description
	63JOP150	STEUNVOET JOST MODUL B 750/430 DUB (SET/PAAR) MET S-VOET LANDINGGEAR JOST MODUL B 750/430 DUB (SET/PAIR) WITH S-FOOT FAHRWERK JOST MODUL B 750/430 DUB (SET/PAAR) MIT S-FUß PAIRE DE BEQUILLES JOST MODULE B 750/430 DUB (SET / PAIRE) AVEC S-FOOT
	63JOP151	STEUNVOET PAAR/SET, JOST MODUL B 700/400 BOV - B0501-040000 / T-VOET LANDINGGEAR FOOT PAIR/SET, JOST MODUL B 700/400 BOV - B0501-040000 / T-FOOT FAHRWERK FUß PAAR/SET, JOST MODUL B 700/400 BOV - B0501-040000 / T-FUß PAIRE DE BEQUILLES/ENSEMBLE JOST MODULE B 700/400 BOV - B0501-040000 / T-FOOT
	63JOP152	STEUNVOET PAAR/SET, JOST MODUL B 700/400 BOV - B0501-040000 / S-VOET SUPPORT FOOT PAIR/SET, JOST MODUL B 700/400 BOV-B0501-040000/S-BASE STÜTZ FUSS PAAR/SET, JOST MODUL B 700/400-B0501-040000/S-BASE PAIRE DE PIED SUPPORT/SET, MODULE JOST B 700/400 BOV-B0501-040000/S-BASE
	63JOP153	STEUNVOET PAAR, JOST MODUL B 700/400 DUB MET T-VOET SUPPORT FOOT PAIR, JOST MODUL B 700/400 DUB WITH T-FOOT STÜTZFUSSPAAR, JOST MODUL B 700/400 DUB MIT T-FUSS Paire de pieds de support, JOST MODUL B 700/400 DUB avec pied en T
	63JOP154	STEUNVOET PAAR, JOST MODUL B 700/400 DUB B0503-010000 / S-VOET SUPPORT FOOT PAIR, JOST MODUL B 700/400 DUBB0503-010000 / S-FOOT STÜTZFUSSPAAR, JOST MODUL B 700/400 DUBB0503-010000 / S-FUSS PAIRE DE PIEDS D'APPUI, JOST MODUL B 700/400 DUBB0503-010000 / S-PIED
	63JOP159	STEUNVOET PAAR, JOST MODUL B 650/350 OND MET S-VOET SUPPORT FOOT PAIR, JOST MODUL B 650/350 OND WITH S-FOOT STÜTZFUSSPAAR, JOST MODUL B 650/350 OND MIT S-FUSS Paire de pieds de support, JOST MODUL B 650/350 OND avec pied en S
	63JOP165	STEUNVOET PAAR, JOST MODUL B 750/430 BOV MET A-VOET SUPPORT FOOT PAIR, JOST MODUL B 750/430 BOV WITH A-FOOT STÜTZFUSSPAAR, JOST MODUL B 750/430 BOV MIT A-FUSS Paire de pieds de support, JOST MODUL B 750/430 BOV avec pied en A

## CHASSIS-ONDERDELEN

	Article	Description
	63JOR059	STEUNVOET JOST MODUL KORT CS 650/380 - CS1064700R (ENKEL EN ZONDER ZWENDEL)  LANDINGGEAR JOST MODUL CS 650/380 - CS1064700R (SINGLE AND WITHOUT CRANK)  FAHRWERK JOST MODUL CS 650/380 - CS1064700R (EINZEL UND OHNE KURBEL)  "BEQUILLE JOST MODULE CS 650/380 - CS1064700R (SIMPLE ET SANS MANIVELLE)"
	63KPC004	KOPPELPEN 2" JOST COMPLEET , VR PLAAT 8MM  KINGPIN 2" JOST COMPLETE, VR PLATE 8MM  KÖNIGSZAPFEN 2" JOST KOMPLETT, VR PLATTE 8MM  PIVOT D'ATTELAGE 2 "JOST COMPLET, PLAQUE VR 8MM
	63KPC005	KOPPELPEN 2" JOST, KOMPLEET , VR PLAAT 10 MM  KINGPIN 2" JOST, COMPLETE, VR PLATE 10 MM  KÖNIGSZAPFEN 2" JOST, KOMPLETT, VR PLATTE 10 MM  PIVOT D'ATTELAGE 2 "JOST, COMPLET, PLAQUE VR 10 MM
	63KPO006	DIEFSTALZEKERING KOPPELPEN / KINGPEN SLOT 2"  THEFT FUSE TORQUE PINS / KINGPIN LOCK 2 "  DIEFT SICHERUNG DREHMOMENT PINS / KINGPIN LOCK 2 "  VOLS FUSIBLES COUPLE DE COUPLE / KINGPIN LOCK 2 "
	63SDI001	ONDERLEGPLAAT STEUNVOET KUNSTSTOF 20TON (400 X 400 X 60mm)  RINGS PLATE SUPPORT BASIC PLASTIC 20TON (400X400X60 MM)  RINGE PLATTEN STÜTZE BASIC PLASTIC 20TON (400X400X60 MM)  BAGUES SUPPORT PLAQUE DE BASE EN PLASTIQUE 20TON (400X400X60 MM)
	63SDI003	VALPOOT LIGHT - ALUMINIUM UITVOERING (TOT. HOOGTE 795MM - SLAG : 500MM) 30TON  FOLDING LEG LIGHT-ALUMINUM VERSION (UP TO. HEIGHT 795MM-STROKE: 500MM) 30TON  KLAPP BEIN LIGHT-ALUMINIUMVERSION (BIS. HÖHE 795MM-HUB: 500MM) 30TON  JAMBE PLIANTE-VERSION ALUMINIUM (JUSQU'À. HAUTEUR 795MM-STROKE: 500MM) 30TON
	65BDB022	OPTITIRE ECU AANHANGER  ECU OPTITIRE  ECU OPTITIRE  ECU OPTITIRE

	Article	Description
	65BDB024	OPTITIRE ADAPTERKABEL ADAPTER CABLE - OPTI TYRE PRESSURE SYSTEM ADAPTERKABEL - OPTI REIFENDRUCKSYSTEM CÂBLE ADAPTATEUR - SYSTÈME DE PRESSION DES PNEUS OPTI
	65RAB086	EBS SPIRAALKABEL MET 7 POLEN COILED CONNECTING CABLE CLASSI WENDELFLEKKABEL CLASSIC CABLE LIAISON TRACTEUR
	65RBE019	BEVESTIGINGSPLAAT REM EN LICHT (635 X 85 X 3) ATTACHMENT PLATE BRAKE AND LIGHT (635 X 85 X 3) BEFESTIGUNGSPLATTE BREMSE UND LICHT (635 X 85 X 3) PLAQUE DE FIXATION FREIN ET LUMIÈRE (635 X 85 X 3)
	65RBE038	FRONTPLATE LUCHT / LICHT AANSLUITINGEN FRONT PLATE AIR/LIGHT CONNECTIONS FRONTPLATTE LUFT/LICHT VERBINDUNGEN CONNEXIONS AIR / LUMIÈRE DE LA PLAQUE AVANT
	65RKE009	LUCHTKETEL ALU - 40 LTR - 758 X 276 MM (WERKDRUK MIN. 10 BAR) AIR TANK ALU - 40 LITER - 758 X 276 MM (WORKING PRESSURE MIN. 10 BAR) LUFTBEHÄLTER ALU - 40 LITER - 758 X 276 MM (BETRIEBSDRUCK MIN. 10 BAR) RÉSERVOIR D'AIR ALU - 40 LITRES - 758 X 276 MM (PRESSION DE TRAVAIL MIN 10 BAR)
	65RKE010	LUCHTKETEL STAAL - 40 LTR - 760 X 276 MM AIR TANK STEEL - 40 LITER - 760 X 276 MM LUFTBEHÄLTER STAHL - 40 LITER - 760 X 276 MM RÉSERVOIR D'AIR ACIER - 40 LITRE - 760 X 276 MM
	65RKE013	LUCHTKETEL STAAL - 60 LTR - 1109 X 276 MM AIR TANK STEEL - 60 LITER - 1109 X 276 MM LUFTBEHÄLTER STAHL - 60 LITER - 1109 X 276 MM RÉSERVOIR D'AIR ACIER - 60 LITRES - 1109 X 276 MM

## CHASSIS-ONDERDELEN

	Article	Description
	65RKE014	<p>LUCHTKETEL ALUMINIUM - 60 LTR - 900 X 310 MM</p> <p>AIR TANK ALUMINIUM - 60 LITER - 900 X 310 MM</p> <p>LUFTBEHÄLTER ALUMINIUM - 60 LITER - 900 X 310 MM</p> <p>RÉSERVOIR D'AIR ALU - 60 LITRE - 900 X 310 MM</p>
	65RKE015	<p>LUCHTKETEL STAAL - 60 LTR - 884 X 310 MM (WERKDRUK MIN. 10 BAR)</p> <p>AIR TANK STEEL - 60 LITER - 884 X 310 MM (WORKING PRESSURE MIN. 10 BAR)</p> <p>LUFTBEHÄLTER STAHL - 60 LITER - 884 X 310 MM (BETRIEBSDRUCK MIN. 10 BAR)</p> <p>RÉSERVOIR D'AIR ACIER - 60 LITRES - 884 X 310 MM (PRESSION DE TRAVAIL MIN 10 BAR)</p>
	65RKE020	<p>LUCHTKETEL ALUMINIUM - 80 LTR - 1175 X 310 MM</p> <p>AIR TANK ALUMINIUM - 80 LITER - 1175 X 310 MM</p> <p>LUFTBEHÄLTER ALUMINIUM - 80 LITER - 1175 X 310 MM</p> <p>RÉSERVOIR D'AIR ALUMINIUM - 80 LITRE - 1175 X 310 MM</p>
	65RKE022	<p>LUCHTKETEL STAAL - 80 LTR - 1175 X 310 MM</p> <p>AIR TANK STEEL - 80 LITER - 1175 X 310 MM</p> <p>LUFTBEHÄLTER STAHL - 80 LITER - 1175 X 310 MM</p> <p>RÉSERVOIR D'AIR ACIER - 80 LITRE - 1175 X 310 MM</p>
	65RKE024	<p>LUCHTKETEL STAAL - 85 LTR - 1500 X 276 MM (WERKDRUK MIN. 10 BAR)</p> <p>AIR TANK STEEL - 85 LITER - 1500 X 276 MM (WORKING PRESSURE MIN. 10 BAR)</p> <p>LUFTBEHÄLTER STAHL - 85 LITER - 1500 X 276 MM (BETRIEBSDRUCK MIN. 10 BAR)</p> <p>RÉSERVOIR D'AIR ACIER - 85 LITRE - 1500 X 276 MM (PRESSION DE TRAVAIL MIN 10 BAR)</p>
	65RKE025	<p>LUCHTKETEL ALU - 40 LTR - 945 X 246 MM (WERKDRUK MIN. 10 BAR)</p> <p>AIR TANK ALU - 40 LITER - 945 X 246 MM (WORKING PRESSURE MIN. 10 BAR)</p> <p>LUFTBEHÄLTER ALU - 40 LITER - 945 X 246 MM (BETRIEBSDRUCK MIN. 10 BAR)</p> <p>RESERVOIR D'AIR ALU - 40 LITRE - 945 X 246 MM (PRESSION DE TRAVAIL MIN 10 BAR)</p>
	65RKE035	<p>LUCHTKETEL ALU - 60 LTR - 396/591 MET BEUGEL (9.5 BAR - ZWART GECOAT)</p> <p>AIR TANK ALU - 60 LITER - 396/591 WITH BRACKET (9.5 BAR - BLACK COATED)</p> <p>LUFTBEHÄLTER ALU - 60 LITER - 396/591 MIT HALTERUNG (9.5 BAR - SCHWARZ BESCHICHTET)</p> <p>RESERVOIR D'AIR ALU - 60 LITRE - 396/591 AVEC SUPPORT (9,5 BAR - NOIR)</p>

## CHASSIS-ONDERDELEN

	Article	Description
	65RKE036	LUCHTKETEL ALU - 80 LTR - 396/758 MET BEUGEL (9.5 BAR - ZWART GECOAT) AIR TANK ALU - 80 LITER - 396/758 WITH BRACKET (9.5 BAR - BLACK COATED) LUFTBEHÄLTER ALU - 80 LITER - 396/758 MIT HALTERUNG (9.5 BAR - SCHWARZ BESCHICHTET) RÉSERVOIR D'AIR ALU - 80 LITRE - 396/758 AVEC SUPPORT (9,5 BAR - NOIR)
	65RKE042	LUCHTKETEL ALUMINIUM - 100LITER - 396/925 BEUGEL - NORM EN286-2 - PS 9.5 BAR - ZWART GECOAT AIR TANK ALUMINIUM - 100 LITER - 396/925 BRACKET - STANDARD EN286-2 - PS 9.5 BAR - BLACK COATED LUFTBEHÄLTER ALUMINIUM - 100 LITER - 396/925 HALTERUNG - STANDARD EN286-2 - PS 9.5 BAR - SCHWARZ BESCHICHTET RÉSERVOIR D'AIR ALUMINIUM - 100 LITRE - 396/925 SUPPORT - STANDARD EN286-2 - PS 9,5 BAR - NOIR
	65RKE046	LUCHTKETEL-ALUMINIUM 80LITER 396/758 BEUGEL (PS 9.5 BAR - ZWART GECOAT) AIR TANK-ALUMINIUM 80 LITER 396/758 BRACKET (PS 9.5 BAR - BLACK COATED) LUFTBEHÄLTER-ALUMINIUM 80 LITER 396/758 HALTERUNG (PS 9.5 BAR - SCHWARZ BESCHICHTET) RÉSERVOIR D'AIR-ALUMINIUM 80 LITRE 396/758 SUPPORT (PS 9,5 BAR - NOIR ENDUIT)
	65RKE047	LUCHTKETEL ALUMINIUM 100LITER 396/925 BEUGEL (ZWART GECOAT) AIR TANK ALUMINIUM 100 LITER 396/925 BRACKET (BLACK COATED) LUFTBEHÄLTER ALUMINIUM 100 LITER 396/925 HALTERUNG (SCHWARZ BESCHICHTET) RESERVOIR D'AIR ALUMINIUM 100 LITRE 396/925 SUPPORT - ENDUIT NOIR
	66ARD006	AARDINGSPEN DIAMETER 12 X 70 GROUNDING PIN DIAMETER 12 X 70 ERDUNGSANSCHLUSS DURCHMESSER 12 X 70 DIAMÈTRE DE GOUPILLE DE MISE À LA TERRE 12 X 70
	66ARD009	AARDKABELHASPEL INCL. KLEM MET OPSPOELREM (15 METER) GROUNDING CABLE REEL INCL. CLAMP WITH SPOOLER BRAKE (15 METRES) ERDUNGSKABEL REEL INKL. KLEMME MIT SPOOLER-BREMSE (15 METER) BOBINE DE CÂBLE DE MISE À LA TERRE INCL. PINCE AVEC FREIN SPOOLER (15 MÈTRES)
	66STC081	ADAPTERBLOK 15 POLIG NAAR 2X7 POLIG ADAPTER BLOCK 15 PIN TO 2X7 PIN ADAPTER-BSCHLOSS 15 PIN TO 2X7 PIN BLOC ADAPTATEUR 15 BROCHES A 2X7 BROCHES

	Article	Description
	66VNC033	NUMMERPLAATHOUDER LAG UITVOERING LICENSE HOLDER PLATE LIZENZHALTERPLATTE PLAQUE DE SUPPORT DE LICENCE
	66VZC001	ZWAAILAMP (HALOGEEN) 2RL 008061-111 BEACON LIGHT (HALOGEN) 2RL 008061-111 WARNSCHILDAL LEUCHTE (HALOGEN) 2RL 008061-111 BALISE LUMINEUSE (HALOGEN) 2RL 008061-111
	66VZC021	ZWAAILAMP , LED , ORANJE BEACON LIGHT, LED, ORANGE WARNSCHILDAL LEUCHTE, LED, ORANGE BALISE LUMINEUSE, LED, ORANGE
	67ADR015	ADR INOX CIJFERSET 39-DELIG (INCL. ETUI 135X93,5) ADR STAINLESS STEEL FIGURE SET 39-PIECE (INCL. ETUI 135X93.5) ADR EDELSTAHL FIGUR SET 39-TEILE (INKL. ETUI 135X93.5) ADR ACIER INOXYDABLE FIGURE ENSEMBLE 39 PIECES (Y COMPRIS ETUI 135X93.5)
	67ADR020	ADR INOX BORD, MET MONTAGEPLAAT ADR STAINLESS STEEL SIGN, WITH MOUNTING PLATE ADR EDELSTAHL SCHILD, MIT MONTAGEPLATTE SIGNAUX ADR ACIER INOXYDABLE AVEC PLAQUE DE MONTAGE
	67ADR032	ADR-BORD ORANJE - KLAPBAAR (ALUMINIUM ZWARTE RAND) ADR-SIGN ORANGE - FOLDING (ALUMINIUM BLACK EDGE) ADR-SCHILD ORANGE - FALTBAR (ALUMINIUM SCHWARZ UMRANDET) SIGNAUX ADR ORANGE - PLIANT (ALUMINIUM BORD NOIR)
	67ADR042	A-BORD KLAPBAAR, WIT MET ZWARTE A - BENDER A-SIGN FOLDING, WHITE WITH BLACK BACKGROUND - BENDER A-SCHILD FALTBAR, WEIß MIT SCHWARZEM HINTERGRUND - BENDER SIGNE A PLIANT, BLANC AVEC FOND NOIR - BENDER

	Article	Description
	67ADR059	ADR-BORD,SCHUIFBORD ,TRI-CODE  ADR-SIGN, SLIDER SIGN, TRI-CODE  ADR-SCHILD, SCHIEBESCHILD, TRI-CODE  SIGNAUX ADR PLAQUE COULISSANTE, TRI-CODE
	67ADR080	SLEDE GEVARENETIKET ADR UNIV.ROESTVRIJSTAAL -VERDR.CLIP (300X300X0,8MM)  CARRIAGE HAZARD LABEL ADR UNIV. STAINLESS STEEL -VERDR.CLIP (300X300X0,8MM)  WAGEN GEFAHRENKENNZEICHNUNG ADR UNIV. EDELSTAHL -VERDR.CLIP (300X300X0,8MM)  ÉTIQUETTE DE DANGER DE TRANSPORT ADR UNIV. ACIER INOXYDABLE - VERDR.CLIP (300X300X0,8MM)
	67ADR155	A-BORD KLAPBAAR, WIT MET ZWARTE A  A-BOARD FOLDABLE, WHITE WITH BLACK A  A-BOARD KLAPPBAR, WEISS MIT SCHWARZ A  A-BOARD PLIABLE, BLANC AVEC A NOIR
	67BRB008	BRANDBLUSSER, RONAC RK38BC, 21B, GOEDGEKEURD, 3 KG+STEUN  FIRE EXTINGUISHER, RONAC RK38BC, 21B, APPROVED, 3 KG + BRACKET  FEUERLÖSCHER, RONAC RK38BC, 21B, GENEHMIGT, 3 KG + HALTERUNG  EXTINCTEUR, RONAC RK38BC, 21B, APPROUVÉ, 3 KG + SUPPORT
	67BRB029	BRANDBLUSSER KOFFER , FICHET, DIA MAX.200, MAX.H=620  FIRE EXTINGUISHER CASE, FICHET, DIAMETER MAX.200, MAX. H = 620  FEUERLÖSCHER CASE, FICHET, DURCHMESSER MAX.200, MAX. H = 620  BOITIER D'EXTINCTEUR, FICHET, DIAMÈTRE MAX.200, MAX. H = 620
	67BRB050	BRANDBLUSSER, SAVAL G9C,9 KG, ABC , (BELGIE TOELATING)  FIRE EXTINGUISHER, SAVAL G9C, 9 KG, ABC, (BELGIUM PERMITTED)  FEUERLÖSCHER, SAVAL G9C, 9 KG, ABC, (IN BELGIEN ZUGELASSEN)  EXTINCTEUR, SAVAL G9C, 9 KG, ABC, (SELON LOI BELGE)
	67BRB053	BRANDBLUSSER,SAVAL G6C,6 KG,ABC,NEDERLAND

	Article	Description
	67BRB085	BRANDBLUSSER, GLORIA PD6GA, 6KG, ABC GOEDKEURINGEN: GB/SE/CZ/RO/DK/LT/LV/PL FIRE EXTINGUISHER, GLORIA PD6GA, 6KG, ABC APPROVALS: GB / SE / CZ / RO / DK / LT / LV / PL
	67BRB087	BRANDBLUSSER, GLORIA PD9GA, 9KG, ABC GOEDKEURINGEN: GB/DE/FR/EE/PL/IT/HU/RU/AE FIRE EXTINGUISHER, GLORIA PD9GA, 9KG, ABC APPROVALS: GB / DE / FR / EE / PL / IT / HU / RU / AE
	67BUM005	EINDSTUK LINKS + RECHTS RUBBER , ALUMINIUM SUISSE S-160 END PIECE LEFT + RIGHT RUBBER FOR BUMPER, ALUMINIUM SUISSE S-160 ENDSTÜCK LINKS + RECHTS GUMMI FÜR STOßSTANGE, ALUMINIUM SUISSE S-160 PIÈCE D'EXTRÉMITÉ GAUCHE + CAOUTCHOUC DROIT POUR PARE-CHOCS, ALUMINIUM SUISSE S-160
	67BUM006	KUNSTSTOF AFDEKSTRIP VOOR BUMPER 67BUM001 PLASTIC COVER STRIP FOR BUMPER 67BUM001 KUNSTSTOFF COVER STRIP FÜR STOßSTANGE 67BUM001 BANDE DE COUVERTURE EN PLASTIQUE POUR PARE-CHOC 67BUM001
	67BUM007	RUBBER EINDSTUK VOOR ALUMINIUM PROFIEL 234X101X30 RUBBER END PIECE FOR ALUMINIUM PROFILE 234X101X30 GUMMI ENDSTÜCK FÜR ALUMINIUM PROFILE 234X101X30 PIÈCE EN CAOUTCHOUC D'EXTREMITÉ POUR PROFIL EN ALUMINIUM 234X101X30
	67BUM031	BEVESTIGING BREEDTE LICHT OP ASPOCK BUMPER ATTACHMENT WIDTH LIGHT ON ASPOCK BUMPER BREITE LICHT BEFESTIGUNG AUF ASPOCK STOßSTANGE ATTACHE LUMIÈRE DE LARGEUR SUR PARE-CHOCS ASPOCK
	67BUM032	EINDKAPPEN ASPOCK BUMPER RECHTS + LINKS END CAPS ASPOCK BUMPER RIGHT + LEFT ABSCHLUSSKAPPEN ASPOCK STOßSTANGE RECHTS + LINKS PIÈCES D'EXTREMITÉ POUR PARE-CHOCS ASPOCK DROIT + GAUCHE

## CHASSIS-ONDERDELEN

	Article	Description
	67BUM035	<p>BUMPER ALUMINIUM COMPLEET INCLUSIEF VERLICHTING ASPOCK EUROPOINT II</p> <p>BUMPER ALUMINIUM COMPLETE INCLUDING LIGHTING ASPOCK EURO POINT II</p> <p>STOßFÄNGER ALUMINIUM INKL. BELEUCHTUNG EURO POINT II</p> <p>PARE-CHOCS ALUMINIUM INCL. ÉCLAIRAGE ASPOCK EURO POINT II</p>
	67BUM036	<p>BUMPER, ALUMINIUM GEANODISEERD - 130X90 L=2400 (EEG KEUR), ALUSUISSE</p> <p>BUMPER, ALUMINIUM ANODIZED - 130X90 L = 2400 (EEC CERT.), ALUSUISSE</p> <p>STOßSTANGE, ALUMINIUM ELOXIERT - 130X90 L = 2400 (EEC CERT.), ALUSUISSE</p> <p>PARE-CHOCS, ALUMINIUM ANODISÉ - 130X90 L = 2400 (CERT. CEE), ALUSUISSE</p>
	67BUM037	<p>BUMPER+ LICHTKAST ALUMINIUM GEANODISEERD, ONGEBOORD</p> <p>BUMPER + LIGHT CASE ALUMINIUM ANODIZED, UNDRILLED</p> <p>STOßSTANGE + LICHTGEHÄUSE ALUMINIUM ELOXIERT, UNGEBOHRT</p> <p>PARE-CHOCS + BOITIER LUMINEUX ALUMINIUM ANODISÉ, NON REMPLI</p>
	67BUM082	<p>BUMPER+ LICHTKAST COMPLEET, ALUMINIUM, GEBOORD (14-4164-407)</p> <p>BUMPER + LIGHT CASE COMPLETE, ALUMINIUM, DRILLED (14-4164-407)</p> <p>STOßSTANGE + LICHTGEHÄUSE KOMPLETT, ALUMINIUM, GEBOHRT (14-4164-407)</p> <p>PARE-CHOCS + ÉTUI LUMINEUX COMPLET, ALUMINIUM, PERCÉ (14-4164-407)</p>
	67BUM083	<p>BUMPER COMPLEET MET VERLICHTING - ALUMINIUM GEANODISEERD + 2X EUROPOINT III + 2X BREEDTELICHT.</p> <p>BUMPER COMPLETE WITH LIGHTING - ALUMINIUM ANODIZED + 2X EUROPOINT III + 2X WIDTH LIGHT.</p> <p>STOßSTANGE KOMPLETT MIT BELEUCHTUNG - ALUMINIUM ELOXIERT + 2X EUROPOINT III + 2X BREITE LICHT.</p> <p>PARE-CHOCS COMPLET AVEC ÉCLAIRAGE - ALUMINIUM ANODISÉ + 2X EUROPOINT III + 2X LUMIERE DE LARGEUR</p>
	67DOK001	<p>DOCUMENTHOUDER, DIA=75MM, L=350, GRIJS (ONBRANDBAAR EN WATERDICHT)</p> <p>DOCUMENT HOLDER, DIAMETER 75MM / LENGTH 350, GREY (NON-FLAMMABLE AND WATERPROOF)</p> <p>DOKUMENTENHALTER, DURCHMESSER 75MM / LÄNGE 350, GRAU (NICHT BRENNBAR UND WASSERDICHT)</p> <p>PORTE-DOCUMENTS, DIAMÈTRE 75MM / LONGUEUR 350, GRIS (ININFLAMMABLE ET IMPERMÉABLE)</p>
	67DOK002	<p>DOCUMENTHOUDER, WATERDICHT MET KETTING EN BRANDVRIJ ( DIAMETER=100MM, LENGTE =350, GRIJS, ADR )</p> <p>DOCUMENT HOLDER, WATERPROOF WITH CHAIN AND NON-FLAMMABLE (DIAMETER = 100MM, LENGTH = 350, GREY, ADR)</p> <p>DOKUMENTENHALTER, WASSERDICHT MIT KETTE UND NICHT BRENNBAR (DURCHMESSER = 100MM, LÄNGE = 350, GRAU, ADR)</p> <p>PORTE-DOCUMENTS, IMPERMÉABLE AVEC CHAÎNE ET ININFLAMMABLE (DIAMÈTRE = 100MM, LONGUEUR = 350, GRIS, ADR)</p>








## CHASSIS-ONDERDELEN

	Article	Description
	67DOK003	DOCUMENTHOUDER,DIAMETER=125MM,L=345,ZWART MET KETTING  DOCUMENT HOLDER, DIAMETER = 125MM, LENGTH = 345, BLACK WITH CHAIN  DOKUMENTENHALTER, DURCHMESSER = 125MM, LÄNGE = 345, SCHWARZ MIT KETTE  PORTE-DOCUMENTS, DIAMETRE = 125MM, LONGUEUR = 345, NOIR AVEC CHAINE
	67DOK004	DOCUMENTKOFFER, FICHET, TYPE RIMBOX 300  DOCUMENT CASE, FICHET, RIM BOX TYPE 300  DOKUMENTENTASCHE, FICHET, FELGE BOX TYP 300  DOCUMENT CASE, FICHET, RIM BOX TYPE 300
	67FEH001	FERRYHAAK L-OOG=202,H=120,L-HOUDER=120 H=35 (GETEST 36TON)  FERRY HOOK EYE LENGTH = 202 / HEIGHT 120 / HOLDER LENGTH 120 / HEIGHT 35 (TESTED 36TONNES)  FERRY HOOK EYE LÄNGE = 202 / HÖHE 120 / HALTER LÄNGE 120 / HÖHE 35 (TESTED 36TONNES)  CROCHET DE FERRY LONGUEUR DES OEILLETES = 202 / HAUTEUR 120 / LONGUEUR DU SUPPORT 120 / HAUTEUR 35 (TESTÉ 36TONNES)
	67FSV002	KUNSTSTOF EINDSTUK VOOR ALUMINIUM PROFIEL 100 X 100  PLASTIC END PIECE FOR ALUMINIUM PROFILE 100 X 100  KUNSTSTOFF ENDSTÜCK FÜR ALUMINIUM PROFILE 100 X 100  PIECE EN PLASTIQUE POUR PROFIL EN ALUMINIUM 100 X 100
	67FSV003	KUNSTSTOF EINDSTUK VOOR ALUMINIUM PROFIEL 100 X 30  PLASTIC END PIECE FOR ALUMINIUM PROFILE 100 X 30  KUNSTSTOFF ENDSTÜCK FÜR ALUMINIUM PROFILE 100 X 30  PIECE EN PLASTIQUE POUR PROFIL EN ALUMINIUM 100 X 30
	67FSV006	BEVEVESTIGING SET FIETSENVANGER, ROESTVRIJSTAAL, Klapbaar L=700 MM  SIDEGUARD ATTACHMENT SET, STAINLESS STEEL, FOLDING L = 700 MM  SEITENSCHIRM BEFESTIGUNG SET, EDELSTAHL, FALTBARE L = 700 MM  ENSEMBLE DE FIXATION POUR GARDE-BOUE, ACIER INOXYDABLE, PLIANT L = 700 MM
	67FSV013	VERTICALE STEUN FIETSENVANGER LENGTE 480 MM (STAAL)  VERTICAL BRACKET SIDEGUARD LENGTH 480 MM  VERTICAL HALTERUNG SEITENSCHIRM LÄNGE 480 MM  SUPPORT VERTICAL PLAQUE LATERALE LONGUEUR 480 MM

## CHASSIS-ONDERDELEN

	Article	Description
	67FSV015	BORGMKLEM FIETSENVANGER, RVS (VOOR KLAPSTEUN 67FSV006)  LOCK CLAMP SIDE GUARD PROTECTION, STAINLESS STEEL (FOR FOLDING SUPPORT 67FSV006)  SCHLOSSKLEMMEN-SEITENSCHUTZSCHUTZ, EDELSTAHL (FÜR FALTSSTÜTZE 67FSV006)  PROTECTION DE GARDE D'EAU LATÉRALE DE SERRURE, ACIER INOXYDABLE (POUR SUPPORT PLIANT 67FSV006)
	67GRK001	OPBERGKIST KUNSTSTOF TYPE 103, 750 X 430 X 450  STORAGE BOX PLASTIC TYPE 103, 750 X 430 X 450  AUFBEWAHRUNGSBOX KUNSTSTOFF TYP 103, 750 X 430 X 450  BOÎTE DE RANGEMENT EN PLASTIQUE TYPE 103, 750 X 430 X 450
	67GRK003	KIST FICHET, TYPE 105, RIMBOX 1040X490X480  FICHET CHEST, TYPE 105, RIMBOX 1040X490X480  FICHET CHEST, TYP 105, RIMBOX 1040X490X480  COFFRE FICHET, TYPE 105, RIMBOX 1040X490X480
	67GRK061	WATERTANK ZWART 30LTR [B.350 X H.360 X D430]  WATER TANK BLACK 30 LITER (B.350 X H.360 X D.430)  WASSERTANK SCHWARZ 30 LITER (B.350 X H.360 X D.430)  RÉSERVOIR D'EAU NOIR 30 LITRE (B.350 X H.360 X D.430)
	67LAD019	OPSTAP TREDE RVS 250L X 80BR X 90H  STEP-UP TREAD STAINLESS STEEL (LENGTH 250 X WIDTH 80 X HEIGHT 90)  TRITTSTUFE EDELSTAHL (LÄNGE 250 X BREITE 80 X HÖHE 90)  BANDE DE ROULEMENT STAINLESS STEEL (LENGTH 250 X WIDTH 80 X HEIGHT 90)
	67MKB016	SET MARKERINGSSTICKER, GETROKKEN VOERTUIG, ECE70 (566X197MM)  MARKING STICKER SET, TOWED VEHICLE, ECE70 (566X197MM)  KENNZEICHNUNGS-AUFKLEBER SET, ABGESCHLEPPTES FAHRZEUG, ECE70 (566X197MM)  ENSEMBLE AUTOCOLLANT DE MARQUAGE, VÉHICULE REMORQUÉ, ECE70 (566X197MM)
	67MKB039	1 STUK MARKERINGSBORD, GETROKKEN VOERTUIG , 566X197  1 PIECE MARKING SIGN, TOWED VEHICLE, 566X197  1 KENNZEICHNUNGS-SCHILD, ABGESCHLEPPTES FAHRZEUG, 566X197  SIGNE DE MARQUAGE 1 PIÈCE, VÉHICULE REMORQUÉ, 566X197

## CHASSIS-ONDERDELEN

	Article	Description
	67RWD002	<p>HENDEL RESERVEWIELDRAGER LANG MODEL</p> <p>HANDLE SPARE WHEEL CARRIER LONG MODEL</p> <p>GRIFF RESERVERADHALTERUNG LANGES MODELL</p> <p>POIGNÉE PORTE-ROUE DE SECOURS MODÈLE LONG</p>
	67RWD003	<p>LIER RESERVEWIELDRAGER MET HAAKSE SMEERNIPPEL</p> <p>WINCH SPARE WHEEL CARRIER WITH RIGHT-ANGLE LUBRICATION NIPPLE</p> <p>WINDEN-RESERVERADTRÄGER MIT RECHTWINKLIGEM SCHMIERNIPPEL</p> <p>PORTE-ROUE DE RECHANGE DE TREUIL AVEC MAMELON DE LUBRIFICATION À ANGLE DROIT</p>
	67RWD016	<p>HAAK RESERVEWIELDRAGER RVS - KORT MODEL VOOR - ET0 VELGEN</p> <p>HOOK SPARE WHEEL CARRIER (STAINLESS STEEL - SHORT MODEL)</p> <p>HAKEN RESERVERADHALTERUNG (EDELSTAHL - KURZES MODELL)</p> <p>CROCHET PORTE-ROUE DE RECHANGE (ACIER INOXYDABLE - MODÈLE COURT)</p>
	67SBB008	<p>SPATBORDSTEUN STAAL;DIAMETER 42.4 X L555 (ZWART POEDERCOATED)</p> <p>MUDGUARD BRACKET STEEL (DIAMETER 42.4 X L555)</p> <p>KOTFLÜGEL HALTERUNG STAHL (DURCHMESSER 42.4 X L555)</p> <p>SUPPORT DE GARDE-BOUE EN ACIER (DIAMÈTRE 42,4 X L555)</p>
	67SBB009	<p>SCHIJF SPATBORDSTEUNBEVESTIGING</p> <p>DISC MUDGUARD BRACKET ATTACHMENT (PLATE STEEL 5D)</p> <p>SCHEIBEN KOTFLÜGEL BEFESTIGUNGSWINKEL (PLATTEN-STAHL 5D)</p> <p>ATTACHE DE SUPPORT DE GARDE-BOUE A DISC (PLAQUE ACIER 5D)</p>
	67SBB010	<p>SPATBORDSTEUN STAAL; DIAMETER 42.4XL505</p> <p>MUDGUARD BRACKET STEEL (DIAMETER 42.4XL505)</p> <p>KOTFLÜGEL HALTERUNG STAHL (DURCHMESSER 42.4XL505)</p> <p>SUPPORT DE GARDE-BOUE EN ACIER (DIAMÈTRE 42.4XL505)</p>
	67SBB012	<p>SPATBORDSTEUN-RVS (DIAMETER42 / 4X605)</p> <p>MUDGUARD BRACKET - STAINLESS STEEL (DIAMETER 42 / 4X605)</p> <p>KOTFLÜGEL HALTERUNG - EDELSTAHL (DURCHMESSER 42 / 4X605)</p> <p>SUPPORT DE GARDE-BOUE - ACIER INOXYDABLE (DIAMETRE 42 / 4X605)</p>

## CHASSIS-ONDERDELEN

	Article	Description
	67SBK044	SPATBORD PARLOK, KUNSTSTOF B:405 R:635 SP:1270 H:595 FENDER PARLOK, PLASTIC B:405 R:635 SP: 1270 H:595 FENDER PARLOK, KUNSTSTOFF B:405 R:635 SP: 1270 H:595 FENDER PARLOK, PLASTIC B:405 R:635 SP: 1270 H:595
	67SBK061	SPATBORD, KUNSTSTOF B=430 R=650 SP=1300 H=580 (WITTE LIJN) MUDGUARD, PLASTIC B = 430 R = 650 SP = 1300 H = 580 (WHITE LINE) KOTFLÜGEL, KUNSTSTOFF B = 430 R = 650 SP = 1300 H = 580 (WEIßE LINIE) GARDE-BOUE EN PLASTIQUE B = 430 R = 650 SP = 1300 H = 580 (LIGNE BLANCHE)
	67SBK062	SPATBORD, KUNSTSTOF B=430 R=650 SP=1300 H=690 (WITTE LIJN) MUDGUARD, PLASTIC B = 430 R = 650 SP = 1300 H = 690 (WHITE LINE) KOTFLÜGEL, KUNSTSTOFF B = 430 R = 650 SP = 1300 H = 690 (WEIßE LINIE) GARDE-BOUE EN PLASTIQUE B = 430 R = 650 SP = 1300 H = 690 (LIGNE BLANCHE)
	67SBK091	SPATBORD, KUNSTSTOF B=450 R=650 SP=1300 H=580 (WHITE LINE) FENDER, PLASTIC B = 450 R = 650 SP = 1300 H = 580 (WHITE LINE) KOTFLÜGEL, KUNSTSTOFF B = 450 R = 650 SP = 1300 H = 580 (WEIßE LINIE) FENDER, PLASTIC B = 450 R = 650 SP = 1300 H = 580 (LIGNE BLANCHE)
	67SBK099	VERSTELBARE KUNSTSTOF STEUN VOOR SPATBORD ADJUSTABLE PLASTIC BRACKET FOR MUDGUARD ANPASSBARE KUNSTSTOFF-HALTERUNG FÜR KOTFLÜGEL SUPPORT PLASTIQUE RÉGLABLE POUR GARDE-BOUE
	67SBK100	SPATBORD, KUNSTSTOF B=430 R=650 SP=1300 H=690 MUDGUARD, PLASTIC (B = 430 R = 650 SP = 1300 H = 690) KOTFLÜGEL, KUNSTSTOFF (B = 430 R = 650 SP = 1300 H = 690) GARDE-BOUE EN PLASTIQUE (B = 430 R = 650 SP = 1300 H = 690)
	67SBK101	SPATBORD KUNSTSTOF MET VERSTELBARE MONTAGE BEUEGELS ( B=430 R=650 SP=1300 H=690) MUDGUARD PLASTIC WITH ADJUSTABLE MOUNTING BRACKETS (B = 430 R = 650 SP = 1300 H = 690) KOTFLÜGEL KUNSTSTOFF MIT ANPASSBAREN HALTERUNGEN (B = 430 R = 650 SP = 1300 H = 690) PLASTIQUE DE GARDE-BOUE AVEC SUPPORTS DE MONTAGE RÉGLABLES (B = 430 R = 650 SP = 1300 H = 690)

## CHASSIS-ONDERDELEN

	Article	Description
	67SBK115	SPATBORD,KUNSTSTOF B=430 R=650 SP=1300 H=690 RECHTSE UITVOERING VASTE SPATLAP FENDER,PLASTIC W=430 R=650 SP=1300 H=690RIGHT HAND VERSION FIXED MUD FLAP KOTFLÜGEL, KUNSTSTOFF B=430 R=650 SP=1300 H=690RECHTSVERSION FESTER SCHMUTZFÄNGER GARDE-BOUE, PLASTIQUE W=430 R=650 SP=1300 H=690VERSION DROITE GARDE-BOUE FIXE
	67SBK116	SPATBORD,KUNSTSTOF B=430 R=650 SP=1300 H=690 LINKSE UITVOERING VASTE SPATLAP FENDER,PLASTIC W=430 R=650 SP=1300 H=690LEFT VERSION FIXED MUD FLAP KOTFLÜGEL, KUNSTSTOFF B=430 R=650 SP=1300 H=690LINKE VERSION FESTER SCHMUTZFÄNGER GARDE-BOUE, PLASTIQUE W=430 R=650 SP=1300 H=690VERSION GAUCHE GARDE-BOUE FIXE
	67SBK119	SPATBORD,KUNSTSTOF B=430 R=650 SP=1300 H=690 RECHTSE UITVOERING VERSTELBARE SPATLAP FENDER,PLASTIC W=430 R=650 SP=1300 H=690RIGHT HAND EDITION ADJUSTABLE MUDFLAP KOTFLÜGEL, KUNSTSTOFF B=430 R=650 SP=1300 H=690VERSTELLBARER SCHMUTZFÄNGER IN DER RECHTEN AUSFÜHRUNG GARDE-BOUE, PLASTIQUE W=430 R=650 SP=1300 H=690BAVETTE RÉGLABLE ÉDITION DROITE
	67SBK120	SPATBORD,KUNSTSTOF B=430 R=650 SP=1300 H=690 LINKSE UITVOERING VERSTELBARE SPATLAP FENDER,PLASTIC W=430 R=650 SP=1300 H=690LEFT VERSION ADJUSTABLE MUD FLAP KOTFLÜGEL, KUNSTSTOFF B=430 R=650 SP=1300 H=690LINKE VERSION EINSTELLBARER SCHMUTZFÄNGER GARDE-BOUE, PLASTIQUE W=430 R=650 SP=1300 H=690GARDE-BOUE RÉGLABLE VERSION GAUCHE
	67SBK121	SPATBORD,KUNSTSTOF B=430 R=650 SP=1300 H=690 RECHTSE UITVOERING VERSTELBARE SPATLAP FENDER,PLASTIC W=430 R=650 SP=1300 H=690RIGHT HAND EDITION ADJUSTABLE MUDFLAP KOTFLÜGEL, KUNSTSTOFF B=430 R=650 SP=1300 H=690VERSTELLBARER SCHMUTZFÄNGER IN DER RECHTEN AUSFÜHRUNG GARDE-BOUE, PLASTIQUE W=430 R=650 SP=1300 H=690BAVETTE RÉGLABLE ÉDITION DROITE
	67SBK122	SPATBORD,KUNSTSTOF B=430 R=650 SP=1300 H=690 LINKSE UITVOERING VERSTELBARE SPATLAP FENDER,PLASTIC W=430 R=650 SP=1300 H=690LEFT VERSION ADJUSTABLE MUD FLAP KOTFLÜGEL, KUNSTSTOFF B=430 R=650 SP=1300 H=690LINKE VERSION EINSTELLBARER SCHMUTZFÄNGER GARDE-BOUE, PLASTIQUE W=430 R=650 SP=1300 H=690GARDE-BOUE RÉGLABLE VERSION GAUCHE
	67SLP003	SPATLAP ANTISPRAY CLEAR PASS H=900 W=420 MET LAG LOGO MUD GUARDS SETS ANTI SPRAY CLEAR PASS H = 900 W = 420 WITH LAG LOGO SCHLAMMSCHUTZ SETS ANTI-SPRAY CLEAR PASS H = 900 W = 420 MIT LAG LOGO GARDES DE BOUE ENSEMBLES ANTI SPRAY CLEAR PASSE H = 900 W = 420 AVEC LE LOGO LAG

# CHASSIS-ONDERDELEN

	Article	Description
	67SLP009	SPATLAP ANTISPRAY CLEAR PASS H=1065 B=450 MET LAG LOGO MUDGUARD ANTI-SPRAY CLEAR PASS H=1065 B=450 (TYPE LAG) KOTFLÜGEL ANTI-SPRAY CLEAR PASS H=1065 B=450 (TYP LAG) GARDE-BOUE ANTI ECLABOUSSURES CLEAR PASS H = 1065 B = 450 (TYPE LAG)
	67SLP017	SPATLAP NATUR/SBR HOOGTE=400 BREEDTE=400 DIKTE=7 LAG LOGO (ZONDER ANTI SPRAY!) MUDGUARD NATURAL/SBR HEIGHT=400 WIDTH=400 THICKNESS=7 (TYPE LAG) KOTFLÜGEL NATUR/SBR HÖHE=400 BREITE=400 THICKNESS=7 (TYP LAG) GARDE-BOUE NATUREL/SBR HAUTEUR = 400 LARGEUR = 400 EPAISSEUR = 7 (TYPE LAG)
	67SLP018	SPATLAP NATUR/SBR H=920 B=500 LAG PSA
	67SLP051	SPATLAP ANTISPRAY CLEAR PASS H=900 B=390 LAG MUDGUARD ANTI-SPRAY CLEAR PASS H=900 B=390 (TYPE LAG) KOTFLÜGEL ANTI-SPRAY CLEAR PASS H=900 B=390 (TYP LAG) GARDE-BOUE ANTI ECLABOUSSURES CLEAR PASS H=900 B=390 (TYPE LAG)
	67SLP091	Spatlap Mudflap Schmutzfänger Bavette
	67SLP093	Spatlap Mudflap Schmutzfänger Bavette
	67SLP097	SPATLAP DK50-60_SERIES H=700 B=395 MUDFLAP DK50-60_SERIES H=700 W=395 SCHMUTZFÄNGER DK50-60_SERIE H=700 B=395 BAVETTE DK50-60_SERIES H=700 W=395

## CHASSIS-ONDERDELEN

	Article	Description
	67WBL003	WIELBLOKHOUDER NG 53 VORM B, STAAL, VERZINKT WHEEL BLOCK HOLDER NG 53 SHAPE B, STEEL, GALVANIZED RADBSCHLOSS HALTER NG 53 FORM B, STAHL, GALVANISIERT SUPPORT DE BLOC DE ROUE NG 53 FORME B, ACIER, GALVANISE
	67WBL007	WIELBLOK NG 46 VORM E PVC, GEEL (KUNSTSTOF) WHEEL BLOCK NG 46 SHAPE E PVC, YELLOW UNTERLEGKEILE NG 46 FORM E PVC, GELB BLOC ROUE NG 46 FORME E PVC, JAUNE
	67WBL008	WIELBLOKHOUDER NG 46, KLEEMBAAR OP CHASSISPLAT WHEEL BLOCK HOLDER NG 46, CLAMPABLE ON CHASSIS PLATE RADBSCHLOSS HALTER NG 46, AN CHASSIS-PLATTE KLEEMBAR PORTE-BLOC DE ROUE NG 46, ACROCHABLE SUR LA PLAQUE DE CHASSIS
	67WBL009	WIELBLOKHOUDER NG 53, KLEEMBAAR OP CHASSISPLAAT WHEEL BLOCK HOLDER NG 53, CLAMPABLE ON CHASSIS PLATE RADBSCHLOSS HALTER NG 53, AN CHASSIS-PLATTE KLEEMBAR PORTE-BLOC DE ROUE NG 53, ACROCHABLE SUR LA PLAQUE DE CHASSIS
	67WBL010	WIELBLOK NG 53 VORM E, KUNSTSTOF, GEEL (POLYPROYLEEN) WHEEL BLOCK NG 53 SHAPE E, PLASTIC, YELLOW (POLYPROPYLENE) UNTERLEGKEILE NG 53 FORM E, KUNSTSTOFF, GELB (POLYPROPYLENE) BLOC ROUE NG 53 FORME E, PLASTIQUE, JAUNE (POLYPROPYLÈNE)
	67WBL015	WIELBLOKHOUDER NG 53, BUIS BEVESTIGING WHEEL BLOCK HOLDER NG 53, PIPE ATTACHMENT RADBSCHLOSS HALTER NG 53, ROHR-BEFESTIGUNG PORTE-BLOC DE ROUE NG 53, ATTACHE POUR TUYAU
	67WBL016	WIELBLOK NG 53, KUNSTSTOF, GEEL (DIN 76051; THERMOPLASTIC) (VOOR HOUDER 67WBL015) WHEEL BLOCK NG 53, PLASTIC, YELLOW (DIN 76051; THERMOPLASTIC) UNTERLEGKEILE NG 53, KUNSTSTOFF, GELB (DIN 76051; THERMOKUNSTSTOFF) BLOC ROUE NG 53, PLASTIQUE, JAUNE (DIN 76051; THERMOPLASTIQUE)

## CHASSIS-ONDERDELEN

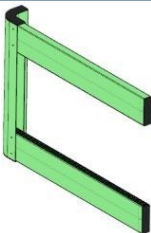


	Article	Description
	73BKM029	KM-TELLER, JOST, BA 385/65, MERCEDES KOMPAKT LA. KM COUNTER, JOST, BA 385/65, MERCEDES COMPACT LA. KM COUNTER, JOST, BA 385/65, MERCEDES COMPACT LA. KM COUNTER, JOST, BA 385/65, MERCEDES COMPACT LA.
	73BKM062	KM-TELLER,BPW,ECO+3 9T/10T,BA 385/65R22,5 KM-COUNTER, BPW, ECO+3 9+10TON, BA 385/65R22.5 KM-COUNTER, BPW, ECO+3 - 9+10TON, BA 385/65R22.5 COMPTEUR DE KM, BPW, ECO+3 -9+10TON, BA 385/65R22.5
	73BTM022	THERMOMETER INSTEEL (0+120°C /DRM 63) THERMOMETER INSERTION (0+120°C /DRM 63) EINFÜHR-THERMOMETER (0+120°C /DRM 63) INSERTION DE THERMOMÈTRE (0 + 120 ° C / DRM 63)
	73BWP001	WATERPAS 100 X 40 X 15 MM MET OPDRUK LOGO LAG LEVEL 100 X 40 X 15 MM WITH PRINTING LOGO LAYER EBENE 100 X 40 X 15 MM MIT DRUCK LOGO SCHICHT NIVEAU 100 X 40 X 15 MM AVEC COUCHE DE LOGO D'IMPRESSION
	84CTW010	TWIST-LOCK VERZINKT JOST VA 01 SKV TWIST-LOCK GALVANIZED JOST VA 01 SKV DREHRIEGEL GALVANISIERT JOST VA 01 SKV VERROU TOURNANT GALVANISÉ JOST VA 01 SKV
	84CTW011	TWIST-LOCK VAST JOST F 02 SK-RV TWIST-LOCK VAST JOST F 02 SK-RV DREHRIEGEL VAST JOST F 02 SK-RV VERROU TOURNANT FIXE JOST F 02 SK-RV
	84CTW068	TWIST-LOCK ADAPTER QUICK-LOCK FA-100 LASBARE CHASSISVOET VOOR VASTE POSITIES TWIST LOCK ADAPTER QUICK LOCK FA-100WELDABLE CHASSIS FOOT FOR FIXED POSITIONS TWIST-LOCK-ADAPTER QUICK-LOCK FA-100SCHWEIßBARER FAHRGESTELLFUSS FÜR FESTE POSITIONEN ADAPTATEUR TWIST LOCK QUICK LOCK FA-100PIED DE CHÂSSIS SOUDABLE POUR POSITIONS FIXES



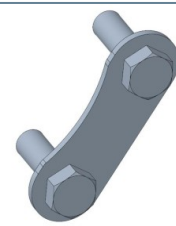



	Article	Description
	84CTW072	VALZEKERING VOOR TWISTLOCK FALL SECURITY FOR TWISTLOCK ABSTURZSICHERUNG FÜR TWISTLOCK SÉCURITÉ ANTICHUTE POUR TWISTLOCK
	84CTW085	PEN;DIA52;ST95>TWIST-LOCK VAST JOST R 308 FVX PEN;DIA 52;ST95>TWISTLOCK VAST JOST R 308 VFX STIFT;DIA 52;ST95>TWISTLOCK VAST JOST R 308 VFX STYLO;DIA 52;ST95>TWISTLOCK VAST JOST R 308 VFX
	84CTW087	KLEMRING>TWISTLOCK CLAMPING RING>TWISTLOCK SPANNRING>TWISTLOCK BAGUE DE SERRAGE>TWISTLOCK
	84CTW088	MOER>TWISTLOCK VAST JOST R 308 FVX NUT>TWISTLOCK FIXED JOST R 308 FVX MUTTER>TWISTLOCK FEST JOST R 308 FVX ECROU>TWISTLOCK FIXE JOST R 308 FVX
	84CTW090	TWISTLOCK VERHOGING JOST[HV120,ADAPTER KIT] TWISTLOCK ELEVATION JOST[HV120,ADAPTER KIT] TWISTLOCK ELEVATION JOST[HV120,ADAPTER-KIT] TWISTLOCK ÉLÉVATION JOST[HV120,KIT D'ADAPTATEUR]
	84DIV037	PARALLEL ARM D-40 - L488 PARALLEL ARM D40 - L488 PARALLELARM D40 - L488 BRAS PARALLÈLE D40 - L488
	84SLO012	VIERKANTSLEUTEL L=160 STAAL VERNIKKELD SQUARE KEY L=160 STEEL NICKEL PLATED QUADRATISCHER SCHLÜSSEL L=160 STAHL VERNICKELT CLÉ CARRÉE L = 160 ACIER NICKEL

	Article	Description
	84SLO019	HAAKSE SLEUTEL; UITW. EN INW. VIERKANT PERPENDICULAR KEY, EXTERNAL AND INTERNAL SQUARE SENKRECHTER SCHLÜSSEL, EXTERN UND INTERN QUADRATISCH CLÉ PERPENDICULAIRE, CARRÉ EXTERNE ET INTERNE
	84SLU112	KRUK MET SLEUTEL, RIMBOX GEREEDSCHAPSKIST HANDLE WITH KEY, RIM BOX TOOL CHEST GRIFF MIT SCHLÜSSEL, FELGEN BOX WERKZEUGKASTEN POIGNÉE AVEC CLÉ, COFFRE À OUTILS RIM BOX
	91CLA022	BUISKLEM DIA 30 GEHARD VERENSTAAL PIPE CLAMP DIA 30HARDENED SPRING STEEL ROHRSCHELLE DURCHM. 30Gehärteter Federstahl COLLIER DE TUYAU DIA 30ACIER À RESSORT TREMPÉ
	91KLB004	KLEMBLOK - BREEDTE 35 CLAMP BLOCK - WIDTH 35 KLEMMBLOCK - BREITE 35 BLOC DE SERRAGE - LARGEUR 35
	91VEE028	DRUKVEER 10 WINDINGEN COMPRESSOR SPRING 10 WINDS KOMPRESSORFEDER 10 WINDS COMPRESSEUR PRINTEMPS 10 VENTS
	92DIV004	BLAASPISTOOL 1/4" AANSLUITING AIRBLOW GUN 1/4 "CONNECTION LUFTBLASPISTOLE 1/4 "ANSCHLUSS BLOW GUN 1/4 "CONNEXION
	96DIV354	HANDGREEP KUNSTSTOF L90;BOUT[M12xL30] HANDLE PLASTIC L90;BOLT[M12xL30] GRIFF KUNSTSTOFF L90;BOLZEN[M12xL30] POIGNEE PLASTIQUE L90;BOULON[M12xL30]



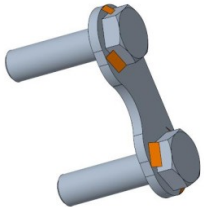

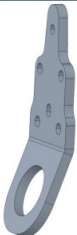


	Article	Description
	A0J0000051	BOUTKAM-STAAL[ELEC.POLISH];2XM16XL70 BOLT COMB-STEEL[ELEC.POLISH];2XM16XL70 BOLZEN KAMM-STAHLELEK.POLNISCH];2XM16XL70 BOULON PEIGNE-ACIER [POLISSAGE ÉLEC.];2XM16XL70
	A0J0000088	BOUTKAM-RVS[1.4301];2xM8xL40 BOLT COMB-SS[1.4301];2xM8xL40 BOLZENKAMM-SS[1.4301];2xM8xL40 BOULON COMB-SS[1.4301];2xM8xL40
	A0J0000091	BOUTKAM-RVS[1.4301];2xM8xL25 BOLT COMB-SS[1.4301];2xM8xL25 BOLZENKAMM-SS[1.4301];2xM8xL25 BOULON COMB-SS[1.4301];2xM8xL25
	A0J0000191	VERSTEVIGING>KLEMBALK REINFORCEMENT>CLAMPING GIRDER BEWEHRUNG>KLEMMTRÄGER ARMATURE>POUTRE DE SERRAGE
	A0J0000192	VERSTERKING>KLEMBALK>RESERVEWIELDRAGER VERSTERKING>KLEMBALK K>RESERVEWIELDRAGER REINFORCEMENT>CLAMPING GIRDER>SPAREWHEELCARRIER VERSTÄRKUNG>KLEMMTRÄGER>RESERVERADTRÄGER RENFORT>POUTRE DE SERRAGE>PORTE-ROUE DE SECOURS
	A0J0000233	CLAMPING GIRDER FOR BOX
	A0J0000298	VERSTERKINGSPLAAT REINFORCEMENT PLATE VERSTÄRKUNGSPLATTE VERSTÄRKUNGSPLATTE PLAQUE DE RENFORT

## CHASSIS-ONDERDELEN




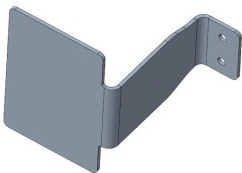



	Article	Description
	A0J0000430	FIETSENVANGER;H500XL750 SIDE GUARD;H500XL750 SEITENSCHUTZ;H500XL750 PROTECTION LATÉRALE;H500XL750
	A0J0000436	FIETSENVANGER;H500XL1000 SIDE GUARD;H500XL1000 SEITENSCHUTZ;H500XL1000 PROTECTION LATÉRALE;H500XL1000
	A0J0000553	VERSTERKING> STEUNBALK>FIETSENVANGER REINFORCEMENT>CLAMPING GIRDER>SIDE GUARD BEWEHRUNG>KLEMMTRÄGER>SEITENSCHUTZTRÄGER ARMATURE>POUTRE DE SERRAGE>GARDE LATÉRALE
	A0J0000616	DWARSVERBINDING;L1425>STEUNPOTEN CROSS CONNECTION;L1425>LANDING LEGS KREUZVERBINDUNG;L1425>LANDEBEINE CONNEXION CROISÉE ;L1425>BATTANTS D'ATTERISSAGE
	A0J0000735	BOUTKAM-STAAL[ELEC.POLISH];2XM16XL45 BOLT COMB-STEEL[ELEC.POLISH];2XM16XL45 BOLZEN KAMM-STAHLE[ELEK.POLNISCH];2XM16XL45 BOULON PEIGNE-ACIER [POLISSAGE ÉLEC.];2XM16XL45
	A0J0000738	BOUTKAM-STAAL[ELEC.POLISH];2xM12xL40 BOLT COMB-STEEL[ELEC.POLISH];2xM12xL40 BOULON PEIGNE-ACIER[ELEC.POLISH];2xM12xL40 BOULON PEIGNE-ACIER[ELEC.POLISH];2xM12xL40BOULON PEIGNE-ACIER [ELEC.POLISH];2xM12xL40
	A0J0000759	FIETSENVANGER;H500XL1800 SIDE GUARD;H500XL1800 SEITENSCHUTZ;H500XL1800 PROTECTION LATÉRALE;H500XL1800

	Article	Description
	A0J0000781	FIETSENVANGER;H500XL650 SIDE GUARD;H500XL650 SEITENSCHUTZ;H500XL650 PROTECTION LATÉRALE;H500XL650
	A0J0000783	FIETSENVANGER;H500XL1650 SIDE GUARD;H500XL1650 SEITENSCHUTZ;H500XL1650 PROTECTION LATÉRALE;H500XL1650
	A0J0000796	FIETSENVANGER;H500XL1900 SIDE GUARD;H500XL1900 SEITENSCHUTZ;H500XL1900 PROTECTION LATÉRALE;H500XL1900
	A0J0000846	BOUTKAM-RVS[1.4301];2xM16xL50 BOLT COMB-SS[1.4301];2xM16xL50 SCHRAUBE COMB-SS[1.4301];2xM16xL50 BOULON COMB-SS [1.4301];2xM16xL50
	A0J0000849	SCHEIDINGSPLAAT POLYAMIDE[NYLON];DIA26/60xT2;ZWART SEPARATION PLATE POLYAMIDE[NYLON];DIA26/60xT2;BLACK TRENNPLATTE POLYAMID[NYLON];DIA26/60xT2;SCHWARZ PLAQUE DE SÉPARATION POLYAMIDE[NYLON];DIA26/60xT2;NOIR
	A0J0000858	BORD-NYLON[PA6;ZWART];T4 GATTENPATROON[CC125;M8] PLATE-NYLON[PA6;BLACK];T4HOLEPATTERN[CC125;M8] PLATTE-NYLON[PA6;SCHWARZ];T4LOCHMUSTER[CC125;M8] PLAQUE-NYLON[PA6;NOIR];T4MOTIF DE TROUS[CC125;M8]
	A0J0000863	BOUTKAM-RVS[1.4301];2xM16xL50xCC57 BOLT COMB-SS[1.4301];2xM16xL50xCC57 BOLZENKAMM-SS[1.4301];2xM16xL50xCC57 BOULON COMB-SS[1.4301];2xM16xL50xCC57

	Article	Description
	A0J0000884	SCHARNIERENPLAAT>VOUWSTEUN>ZIJBESCHERMING HINGE PLATE>FOLDING-SUPPORT>SIDE GUARD SCHARNIERPLATTE>KLAPPSTÜTZE>SEITENSCHUTZ PLAQUE CHARNIÈRE>SUPPORT-PLIANT>GARDE LATÉRALE
	A0J0000885	KLEMBALK>ZIJBESCHERMING CLAMPING GIRDER>SIDE GUARD KLEMMTRÄGER>SEITENSCHUTZ POUTRE DE SERRAGE>GARDE LATÉRALE
	A0J0000886	MONTAGEBALK>ZIJBESCHERMING MOUNTING BEAM>SIDE GUARD MONTAGEBALKEN>SEITENSCHUTZ POUTRE DE MONTAGE>GARDE LATÉRALE
	A0J0000922	EINDPLAAT;LINKS>BUMPER ENDPLATE;LEFT>BUMPER ENDPLATTE;LINKS>STOSSSTANGE PLAQUE D'EXTRÉMITÉ;GAUCHE>PARE-CHOCS
	A0J0000923	EINDPLAAT;RECHTS>BUMPER ENDPLATE;RIGHT>BUMPER ENDPLATTE;RECHTS>STOSSSTANGE PLAQUE D'EXTRÉMITÉ;DROITE>PARE-CHOCS
	A0J0000976	FERRY HAAK; VOLGENS IMO4 FERRY HOOK; ACCORDING TO IMO4 FÄHRENHAKEN; NACH IMO4 CROCHET DE FERRY ; SELON IMO4
	A0J0000977	FERRY HAAK; VOLGENS IMO4 FERRY HOOK; ACCORDING TO IMO4 FÄHRENHAKEN; NACH IMO4 FÄHRENHAKEN; NACH IMO4 CROCHET DE FERRY ; SELON IMO4

	Article	Description
	A0J0001304	CAP-ABS;LINKS;INSERT>BUMPEREXTRUSIE CAP-ABS;LEFT;INSERT>BUMPER EXTRUSION CAP-ABS;LINKS;EINSATZ>STOßSTANGENEXTRUSION CAP-ABS;GAUCHE;INSERT>EXTRUSION PARE-CHOCS
	A0J0001329	CAP-ABS;RECHTS;INSERT>BUMPEREXTRUSIE CAP-ABS;RIGHT;INSERT>BUMPER EXTRUSION CAP-ABS;RECHTS;EINSATZ>STOßSTANGENEXTRUSION CAP-ABS;DROITE;INSERT>EXTRUSION DE PARE-CHOC
	A0J0001400	BOUTKAM-RVS;2xM12xL45 BOLT COMB-SS;2xM12xL45 BOLZENKAMM-SS;2xM12xL45 BOULON COMB-SS;2xM12xL45
	A0J0001406	FERRY HAAK FERRY HOOK FÄHRENHAKEN CROCHET DE FERRY
	A0J0001407	FERRY HAAK FERRY HOOK FÄHRENHAKEN CROCHET DE FERRY
	A0J0001434	GALVANISCHE ISOLATIE; GATTENPATROON[CC110;M16] GALVANIC INSULATION; HOLE PATTERN[CC110;M16] GALVANISCHE ISOLIERUNG; LOCHMUSTER [CC110;M16] ISOLATION GALVANIQUE ; MOTIF DE TROUS[CC110;M16]
	A0J0001435	GALVANISCHE ISOLATIE; GATTENPATROON[CC350;DIA 7] GALVANIC INSULATION; HOLEPATTERN[CC350;DIA7] GALVANISCHE ISOLIERUNG; LOCHMUSTER [CC350;DIA 7] ISOLATION GALVANIQUE ; MOTIF DE TROUS[CC350;DIA 7]

## CHASSIS-ONDERDELEN

	Article	Description
	A0J0001437	GALVANISCHE ISOLATIE; GATTENPATROON[CC50;M8] GALVANIC INSULATION; HOLE PATTERN[CC50;M8] GALVANISCHE ISOLIERUNG; LOCHMUSTER [CC50;M8] ISOLATION GALVANIQUE ; MOTIF DE TROUS[CC50;M8]
	A0M0000022	STEUN>STICKER[HOEKEN MORTS]>ZIJBESCHERMING SUPPORT>STICKER[ANGLES MORTS]>SIDE GUARD UNTERSTÜTZUNG>AUFKLEBER[ANGLES MORTS] >SEITENSCHUTZUNTERSTÜTZUNG>AUFKLEBER[ANGLES MORTS] >SEITENSCHUTZ SUPPORT>AUTOCOLLANT[ANGLES MORTS]>GARDE LATÉRALE
	A0M0000024	STEUN>STICKER[HOEKEN MORTS] SUPPORT>STICKER[ANGLES MORTS] UNTERSTÜTZUNG>AUFKLEBER[ANGLES MORTS] SUPPORT>AUTOCOLLANT[ANGLES MORTS]
	A0M0000029	STEUN>STICKER[ANGLE MORTS]STEUN>STICKER[HOEKEN MORTS] SUPPORT>STICKER[ANGLES MORTS] UNTERSTÜTZUNG>AUFKLEBER[ANGLES MORTS] SUPPORT>AUTOCOLLANT[ANGLES MORTS]
	A0M0000032	STEUN>STICKER[ANGLES MORTS] SUPPORT>STICKER[ANGLES MORTS] UNTERSTÜTZUNG>AUFKLEBER[ANGLES MORTS] SUPPORT>AUTOCOLLANT[ANGLES MORTS]
	A0M0000041	STEUN>STICKER[ANGLES MORTS] SUPPORT>STICKER[ANGLES MORTS] UNTERSTÜTZUNG>AUFKLEBER[ANGLES MORTS] SUPPORT>AUTOCOLLANT[ANGLES MORTS]
	A0R0000023	BUIS[L500]>HOOGTEREGELING TUBE[L500]>LEVELING VALVE ROHR[L500]>NIVEAUVENTIL TUBE[L500]>VANNE DE NIVEAU

	Article	Description
	A0R0000047	MONTAGEPLAAT RIJHOOGTE VENTIEL MOUNTING PLATE DRIVING HEIGHT VALVE MONTAGEPLATTE MIT HÖHENVENTIL VALVE DE HAUTEUR D'ENTRAÎNEMENT DE PLAQUE DE MONTAGE
	A0R0000115	ONDERSTEUNING>SNELONTSPANNER SUPPORT>QUICK RELEASE VALVE UNTERSTÜTZUNG>SCHNELLABLASSVENTIL SUPPORT>VANNE DE DÉCHARGE RAPIDE
	A0R0000142	MONTAGEPLAAT EBS ALUMINIUM MOUNTINGBRACKET EBS ALUMINIUM MONTAGEPLATTE EBS ALUMINIUM PLAQUE DE MONTAGE EBS ALUMINIUM
	A0R0000153	MONTAGESTEUN ELEX MOUNT>ELEX ELEX-MONTAGEBÜGEL SUPPORT DE MONTAGE ELEX
	A0S0000012	MONTAGEPLAAT>KENTEKENPLAAT>ASPOCK BUMPER MOUNTING PLATE>LICENSE PLATE>ASPOCK BUMPER MONTAGEPLATTE>KENNZEICHEN>ASPOCK STORSTANGE PLAQUE DE MONTAGE>PLAQUE D'IMMATRICULATION>PARE-CHOC ASPOCK
	A110000509	bevestiging>scharnierstang mounting>pivot rod Montage>Gelenkstange montage>pivot tige
	A110000827	OPVULPLAAT WURTH HENDEL FILLING PLATE WURTH LEVER ÜBERSCHÜTTUNGSPLATTE WÜRTH HEBEL PLAQUE DE DÉVERSEMENT LEVIER DE WURTH

	Article	Description
	A1J0000665	HOUDER NUMMERPLAAT HOLDER NUMBER PLATE HALTER KENNZEICHEN SUPPORT DE PLAQUE D'IMMATRICULATION
	A1R0000171	BESCHERMINGSPLAAT>ASPOCK DOOS>BUMPER PROTECTION PLATE>ASPOCK BOX>BUMPER SCHUTZPLATTE>ASPOCK BOX>STOßSTANGE PLAQUE DE PROTECTION>ASPOCK BOX>PARE-CHOCS
	A2J0000012	WIELKEG HOUDER (R530) WHEEL CHECK HOLDER (R530) CK LAUFRAD-KONTROLL HALTER (R530) CK SUPPORT DE CONTRÔLE DE ROUE (R530) CK
	A2J0000501	SPATBORDSTEUN (DIAMETER 42,4 X LENGTE 545) MUDGUARD BRACKET (DIAMETER 42,4 X LENGTH 545) KOTFLÜGEL HALTERUNG (DURCHMESSER 42,4 X LÄNGE 545) SUPPORT DE GARDE-BOUE (DIAMÈTRE 42,4 X LONGUEUR 545)
	A2J0000989	RESERVE. DRAGER/LUCHTFILTER/STOP NOODGEVAL./PRESS. METER/DRUK. VENTIEL SPAREW. CARRIER/AIR FILTER/STOP EMERG./PRESS. GAUGE/PRESS. VALVE ERSATZTEIL. TRÄGER/LUFTFILTER/STOP-NOT./DRÜCKEN. MESSGERÄT/DRÜCKEN. VENTIL DE RECHANGE. TRANSPORTEUR/FILTRE À AIR/ARRÊT D'URGENCE./PRESSE. JAUGE/PRESSE. SOUPAPE
	A2J0001847	FIETSENVANGER SCHARNIERPLAAT VOOR KlapSTEUN (ALUMINIUM) BICYCLE RIDER HINGE PLATE FOR BUMP SUPPORT (ALUMINIUM) FAHRRADFÄHRER-SCHARNIERPLATTE FÜR BUMPEN-UNTERSTÜTZUNG (ALUMINIUM) BICYCLE RIDER PLAQUE DE CHARNIERE POUR SUPPORT DE BUMPE (ALUMINIUM)
	A2J0001849	VERTICALE STEUN FIETSENVANGER (ALUMINIUM) VERTICAL SUPPORT BICYCLE TRAILER (ALUMINIUM) VERTICAL SUPPORT FAHRRADANHÄNGER (ALUMINIUM) BICYCLE TRAILER SUPPORT VERTICAL (ALUMINIUM)

	Article	Description
	A2J0001860	RESERVEWIEL HOUDER ALUMINIUM RESERVE WHEEL HOLDER ALUMINIUM RESERVERADHALTER ALUMINIUM PORTE-ROUE DE RESERVE ALUMINIUM
	A2J0001887	MONTAGEPLAAT>KIST MET ZIJBESCHERMING MOUNTING PLATE>BOX WITH SIDE PROTECTION MONTAGEPLATTE>BOX MIT SEITENSCHUTZ PLAQUE DE MONTAGE>BOÎTE AVEC PROTECTION LATÉRAL
	A2J0002034	PEN VOOR SCHARNIER ZIJAFSCHERMING PIN FOR HINGE SIDE SHIELDING PENNE FÜR ABGEHÄNGTE SEITEN ABSCHIRMUNG PENNE POUR BLINDAGE LATÉRAL SUSPENDU
	A2J0002711	VERLENGING>HENDEL STEUNPOTEN EXTENSION>HANDLE LANDING LEGS VERLÄNGERUNG>GRIFF-LANDEBEINE EXTENSION>POIGNÉE JAMBES D'ATERRISSAGE
	A2J0005027	MONTAGEPLAAT>SPATLAP 2400mm MOUNTING PLATE>MUDFLAP 2400mm MONTAGEPLATTE>SCHMUTZFÄNGER 2400mm PLAQUE DE MONTAGE>BAVETTE 2400mm
	A2L0004877	BEVESTIGING>RESERVEWIELDRAGER/LANDINGSVOETEN MOUNT>SPARE WHEEL CARRIER/LANDING FEET MONTAGE>RESERVERADTRÄGER/LANDEFÜSSE SUPPORT>PORTE-ROUE DE SECOURS/PIEDS ATERRIEURS
	A2M0000141	MONTAGEBEUGEL VOOR ZIJMARKERINGSGLAMPEN MONTAGE OP FIETSENVANGER (HOGE UITVOERING) MOUNTING BRACKET FOR SIDE MARKER LAMPS MOUNTING ON BICYCLE TRAILER (HIGH VERSION) MONTAGEHALTERUNG FÜR SEITENMARKIERUNGSLAMPEN MONTAGE AUF FAHRRADANHÄNGER (HOHE VERSION) SUPPORT DE MONTAGE POUR LAMPES LATÉRALES DE MONTAGE SUR BICYCLE TRAILER (VERSION HAUTE)

	Article	Description
	A2M0000301	<p>BUMPER L2400 VERLICHTING[ASPÖCK;UNIVERSEEL] BUMPER L2400LIGHTS[ASPÖCK;UNIVERSAL] STOÛSTANGE L2400LICHTER[ASPÖCK;UNIVERSAL] PARE-CHOC L2400LUMIÈRES[ASPÖCK;UNIVERSELLES]</p>
	A2R0000236	<p>CONTROLE PANEEL ALUMINIUM ACHTERZIJDE CONTROL PANEL REAR ALUMINUM BEDIENFELD HINTE ALUMINIUM PANNEAU DE COMMANDE DERRIÈRE EN ALUMINIUM</p>
	A300000455	<p>AARDINGSHASPEL RVS - 15 METER EARTHING REEL STAINLESS STEEL - 15 METER ERDUNGSSPULE EDELSTAHL - 15 METER ENROULEUR DE MISE À LA TERRE INOX - 15 MÈTRES</p>
	A300006296	<p>MONTAGEPLAAT VOOR STEUNPOOT BEVESTIGING MOUNTING PLATE FOR SUPPORT LEG ATTACHMENT MONTAGEPLATTE ZUR STÜTZBEINBEFESTIGUNG PLAQUE DE MONTAGE POUR FIXATION DES PIEDS DE SUPPORT</p>
	A3G0002130	<p>COUPLING PLATE KUPPLUNGSPLATTE PLAQUE D'ACCOUPLLEMENT</p>
	A3H0000310	<p>LUCHTVEERSTEUN-STAAL;H100;GEGALVANISEERD AIR SPRING SUPPORT-STEEL;H100;HOT DIP GALVANISED LUFTFEDERSTÜTZE - STAHL; H100; FEUERVERZINKT SUPPORT DE RESSORT PNEUMATIQUE-ACIER;H100;GALVANISÉ À CHAUD</p>
	A3H0000337	<p>LUCHTVEERSTEUN-STAAL;H70;GEGALVANISEERD AIR SPRING SUPPORT-STEEL;H70;HOT DIP GALVANISED LUFTFEDERSTÜTZE - STAHL; H70; FEUERVERZINKT LUFTFEDERSTÜTZE - STAHL; H70; FEUERVERZINKT SUPPORT DE RESSORT PNEUMATIQUE-ACIER;H70;GALVANISÉ À CHAUD</p>

## CHASSIS-ONDERDELEN

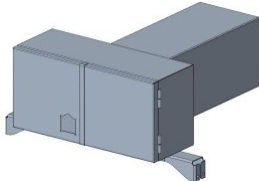
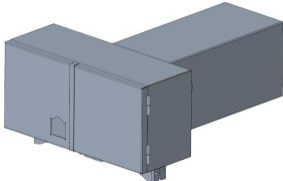

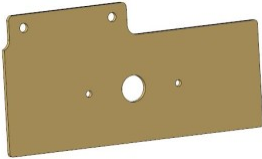



	Article	Description
	A3J0003068	FERRYHAAKBEVESTIGING OVER STEUNPOOT (IMO4 CERTIFIED) FERRY HOOK ATTACHMENT OVER BRACKET LEG FERRY HOOK BEFESTIGUNG ÜBER HALTERUNG ATTACHE CROCHET SUR BRIDE
	A3J0003159	MONTAGEBEUGEL-BRANDBLUSAPPARAAT MOUNTING BRACKET-FIRE EXTINGUISHER MONTAGEHALTERUNG-FEUERLÖSCHER SUPPORT DE MONTAGE-EXTINCTEUR
	A3J0003395	RESERVEWIEL HOUDER RESERVE WHEEL HOLDER RESERVERAD HALTER PORTE-ROUE DE RÉSERVE
	A3J0003418	RESERVEWIELHOUDER RECHTS (H255) HOSE TUBE END CAP ALUMINIUM (2X DIA160) SCHLAUCH ABSCHLUSSKAPPE ALUMINIUM (2X DIA160) BOUCHON D'EXTREMITE DE TUBE ALUMINIUM (2X DIA160)
	A3J0003821	FIETSVANGER MONTAGESTEUN HORIZONTAAL (ALUMINIUM) BICYCLE MOUNTING MOUNTING SUPPORT HORIZONTAL (ALUMINUM) FAHRRAD-MONTAGE-MONTAGE-UNTERSTÜTZUNG (ALUMINIUM) BICYCLE MOUNTING MOUNTING SUPPORT (ALUMINUM)
	A3J0003846	FRONT PLATE>SIDE GUARD FRONT PLATE>SIDE GUARD FRONTPLATTE>SEITENSCHUTZ PLAQUE AVANT>GARDE LATÉRALE
	A3J0003886	STEUN>HENDEL>STEUNPOTEN SUPPORT>HANDLE>LANDING LEGS UNTERSTÜTZUNG>GRIFF>LANDEBEINE SUPPORT>POIGNÉE>BATTES D'ATTERISSAGE

	Article	Description
	A3J0003920	MONTAGETEUN>AARDINGSHASPEL MOUNT>GROUNDING REEL MONTAGE>ERDUNGSROLLE MONTAGE>ENROULEUR DE MISE À LA TERRE
	A3J0004165	ONDERSTEUNING WATERTANK SUPPORT WATER TANK UNTERSTÜTZUNG DES WASSERTANKS RÉSERVOIR D'EAU DE SOUTIEN
	A3J0004230	SIDEGUARD FRONT ( LU H 100 X W100 X L 500 ) SIDEGUARD FRONT ( LU H 100 X W100 X L 500 ) SEITENSCHIRM FRONT ( LU H 100 X W100 X L 500 ) GARDE-BOUE AVANT (LU H 100 X W100 X L 500)
	A3R0000001	BESCHERMPLAAT EBS-E MODULATOR PROTECTION PLATE EBS-E MODULATOR SCHUTZPLATTE EBS-E MODULATOR PLAQUE DE PROTECTION MODULATEUR EBS-E
	A3R0000161	MONTAGESTEUN>WABCO EBS RELAIKLEP,3/2 KLEP SUPPORT>WABCO RELAISVALVE,3/2 VALVE UNTERSTÜTZUNG>WABCO EBS RELAISVALVE,3/2 VENTIL SUPPORT>WABCO EBS RELAISVALVE,VALVE 3/2
	A3S0000042	MONTAGEBEUGEL MOUNTING BRACKET MONTAGEHALTERUNG SUPPORT DE MONTAGE
	A3S0000096	OFFSET PLAAT DRIEHOEK OFFSET PLATE TRIANGLE VERSETZTES PLATTENDREIECK TRIANGLE DE PLAQUE DÉCALÉE

	Article	Description
	A3S0000098	MONTAGESTEUN TIRE PILOT SYSTEM MOUNTING BRACKET TIRE PILOT SYSTEM MONTAGEHALTERUNG REIFENPILOTSYSTEM SUPPORT DE MONTAGE SYSTÈME PILOTE DE PNEU
	A4J0000160	DOCUMENTENHOUDER>MONTAGEPLAAT DOCUMENT HOLDER>MOUNTING PLATE DOKUMENTENHALTER>MONTAGEPLATTE PORTE-DOCUMENTS>PLAQUE DE MONTAGE
	A4M0000041	DRIEHOEKMONTAGEPLAAT TRIANGLE MOUNTING PLATE DREIECKIGE MONTAGEPLATTE PLAQUE DE MONTAGE TRIANGULAIRE
	A5J0000956	MONTAGEPROF FIETSENVANGER INSTALLATION SIDEGUARD MONTAGE SEITENSCHIRM INSTALLATION PLAQUE LATERALE
	A7G0000991	SPATLAPHOUDER MUDFLAP HOLDER SCHMUTZFÄNGERHALTER SUPPORT DE BAVETTE
	A7G0001604	STEUNPEN-STAAL[THERMISCH VERZINKT];LINKS>TWISTLOCK SUPPORT PIN-STEEL[HOT DIP GALVANISED];LEFT>TWISTLOCK TRAGBOLZEN-STAHL [FEUERVERZINKT];LINKS>DREHRIEGEL GOUPILLE DE SUPPORT-ACIER [GALVANISÉ À CHAUD];GAUCHE>BLOCAGE DE LA TIGE
	A7G0001619	STEUNPEN-STAAL[THERMISCH VERZINKT];RECHTS>TWISTLOCK SUPPORT PIN-STEEL[HOT DIP GALVANISED];RIGHT>TWISTLOCK TRAGBOLZEN-STAHL [FEUERVERZINKT];RECHTS>DREHRIEGEL GOUPILLE DE SUPPORT-ACIER [GALVANISÉ À CHAUD];DROITE>BLOCAGE DE LA TIGE

	Article	Description
	A7G0001636	BORGPEN>TWISTLOCK ARM LOCKING PIN>TWISTLOCK ARM VERRIEGELUNGSSTIFT>TWISTLOCK-ARM GOUPILLE DE VERROUILLAGE>BRAS DE VERROUILLAGE
	A7G0003284	TWISTLOCK PIN TWISTLOCK PIN VERRIEGELUNGSSTIFT BROCHE TWISTLOCK
	A7G0003285	TOP PIN>TWISTLOCKARM TOP PIN>TWISTLOCKARM OBERER STIFT>TWISTLOCKARM BROCHE SUPÉRIEURE>BLOCAGE DU BRAS
	A7G0003715	VERGRENDelpIN LOCKING PIN SCHLOSSSTIFT GOUPILLE DE VERROUILLAGE
	A7H0000213	BALGOPVULLING -STAAL;H40;GEGALVANISEERD AIR SPRING SUPPORT-STEEL;H40;HOT DIP GALVANISED LUFTFEDERSTÜTZE-STAHl;H40;FEUERVERZINKT SUPPORT DE RESSORT PNEUMATIQUE-ACIER;H40;GALVANISÉ À CHAUD
	A7H0000215	LUCHTVEERSTEUN-STAAL; H50; HETE GEGALVANISEERDE ONDERDOMPELING AIR SPRING SUPPORT-STEEL;H50;HOT DIP GALVANISED LUFTFEDERSTÜTZE-STAHl;H50;FEUERVERZINKT SUPPORT DE RESSORT PNEUMATIQUE-ACIER;H50;GALVANISÉ À CHAUD
	A7I0000249	KIST-RVS;L970xH700xB700 BOX-SS;L970xH700xW700 BOX-SS;L970xH700xB700 BOÎTE-SS;L970xH700xW700

	Article	Description
	A710000273	RUBBER;T3>BOX[L1000xB500] RUBBER;T3>BOX[L1000xW500] GUMMI;T3>BOX[L1000xB500] CAOUTCHOUC;T3>BOITE[L1000xL500]
	A710000298	KIST-SS[HGL];L1050;H700;W500 BOX-SS[HGL];L1050;H700;W500 BOX-SS[HGL];L1050;H700;B500 BOÎTE-SS[HGL];L1050;H700;W500
	A710000300	VERSTERKTE BOXMOUNT-SS; BOX OP LANDINGSPOTEN REINFORCED BOXMOUNT-SS;BOX ON LANDINGLEGS VERSTÄRKTE BOXMOUNT-SS;BOX AUF STÜTZFÜSSEN BOXMOUNT-SS RENFORCÉ;BOX SUR LES PATTES D'ATTERRISSAGE
	A710000320	KIST VOEDINGSPOMP BOX FOOD PUMP KASTENFÜHRUNGSPUMPE POMPE D'ALIMENTATION EN BOÎTE
	A710000360	KIST-ALU;L1650xH700xB490 BOX-ALU;L1650xH700xW490 BOX-ALU;L1650xH700xB490 BOÎTE-ALU;L1650xH700xW490
	A710000363	DEKSEL>KIST COVER>BOX ABDECKUNG>BOX COUVERTURE>BOITE
	A710000381	VERSTERKTE MONTAGE STEUN VOOR KIST REINFORCED MOUNTING SUPPORT FOR BOX VERSTÄRKTE MONTAGEHALTERUNG FÜR KASTEN SUPPORT DE MONTAGE RENFORCÉ POUR BOÎTE








	Article	Description
	A7I0000387	<p>MONTAGESET KIST-RVS;KIST VOEDINGSPOMP</p> <p>MOUNTING KIT BOX - STAINLESS STEEL; BOX FEED PUMP</p> <p>MONTAGESATZKASTEN - EDELSTAHL; KASTEN-FÖRDERPUMPE</p> <p>BOÎTE DU KIT DE MONTAGE - ACIER INOXYDABLE ; POMPE D'ALIMENTATION DE BOÎTE</p>
	A7I0000399	<p>KIST VOEDINGSPOMP</p> <p>BOX FOOD PUMP</p> <p>KASTENFÜHRUNGSPUMPE</p> <p>POMPE D'ALIMENTATION EN BOÎTE</p>
	A7J0000026	<p>LICHTPLAAT STAAL; LINKS; THERMISCH VERZINKT</p> <p>LIGHTCAGE-STEEL;LEFT;HOT DIP GALVANISED</p> <p>LICHTKÄFIG-STAHLLINKS;FEUERVERZINKT</p> <p>LIGHTCAGE-STEEL;GAUCHE;GALVANISÉ À CHAUD</p>
	A7J0000027	<p>LICHTPLAATSTAAL; RECHTS; THERMISCH VERZINKT</p> <p>LIGHTCAGE-STEEL;RIGHT;HOT DIP GALVANISED</p> <p>LICHTKÄFIG-STAHLLINKS;FEUERVERZINKT</p> <p>LIGHTCAGE-STEEL;DROIT;GALVANISÉ À CHAUD</p>
	A7J0000032	<p>HEFFEN/DALEN STEUN GESCHROEFD</p> <p>LIFTING/LOWER SUPPORT - SCREWED</p>
	A7J0000038	<p>SPATBORDSTEUN L625 LINKS S.S. GALVA</p> <p>MUDGUARD BRACKET L625 LEFT S.S. GALVA</p> <p>KOTFLÜGELHALTER L625 LINKS S.S. GALVA</p> <p>SUPPORT DE GARDE-BOUE L625 GAUCHE INOX GALVA</p>
	A7J0000039	<p>SPATBORDSTEUN L625 RECHTS S.S. GALVA</p> <p>MUDGUARD BRACKET L625 RIGHT S.S. GALVA</p> <p>KOTFLÜGELHALTER L625 RECHTS S.S. GALVA</p> <p>SUPPORT DE GARDE-BOUE L625 DROIT INOX GALVA</p>





	Article	Description
	A7J0000107	ROTATABLE BUMPER -CC=1470 MOVEABLE/SWIVEL BUMPER -CC=1470 BEWEGELICHES/DREHGELENK-STOßSTANGE -CC=1470 PARE CHOC PIVOTANT /DEMONTABLE -CC = 1470
	A7J0000112	KLAPBARE BUMPER GEGAVANISEERD- 2400MM AWAY FOLDABLE BUMPER GALVANIZED- 2400MM WEG FALTBARER STOSSVERZUG - 2400MM PARE-CHOCS PLIABLE GALVANISÉ - 2400MM
	A7J0000125	MONTAGEPROFIEL STAAL L430 MOUNTING BRACKET STEEL L430 MONTAGEHALTERUNG STAHL L430 SUPPORT DE MONTAGE ACIER L430
	A7J0000287	MONTAGEPLAAT>MORSBAK MOUNTING PLATE>SPILL TRAY MONTAGEPLATTE>ÜBERFLUGSCHALE PLAQUE DE MONTAGE>BAC DE DÉVERSEMENT
	A7J0000334	FRONT BOXAL ULUMINIUM ; L1350XW/395XH300 ; PICKLED
	A7J0000498	PLAAT>MORSBAK PLAAT>MORSBAK PLATTE>AUFFACH PLAQUE>BAC DE DÉVERSEMENT
	A7J0000508	SCHROEF-AFSCHORING>BRANDBLUSSE MOUNT>FIRE EXTINGUISHER MONTIEREN>FEUERLÖSCHER SUPPORT>EXTINCTEUR DE FEU

	Article	Description
	A7J0000509	KIKKERPLAAT>BRANDBLUSSER
	A7J0000622	BUMPERTREDE BUMPER STEP STOßSTANGENSCHRITT MARCHE-PARE-CHOCS
	A7J0000643	PLAAT-RUBBER;3D MAT>VOORKOPKORF PLATE-RUBBER;3DMAT>FRONT BOX PLATTE-GUMMI;3DMATTE>VORDERER KORB PLAQUE EN CAOUTCHOUC;3DTAPIS>PANIER AVANT
	A7J0000751	KLEMSTRIP-2XD6.5>SPATLAP CLAMP STRIP-2XD6.5>SPATFLAP KLEMMLEISTE-2XD6,5>SPATELKLAPPE BANDE DE SERRAGE-2XD6.5>PATTE DE SERRAGE
	A7J0000752	KLEMSTRIP-3XD6.5>SPATLAP CLAMP STRIP-3XD6.5>SPATFLAP KLEMMLEISTE-3XD6,5>KLAPPE BANDE DE SERRAGE-3XD6.5>SPATFLAP
	A7J0000823	WIELBLOKHOUDER STENVOETEN ALUMINIUM WHEEL BLOCK HOLDER BRACKET FEET ALUMINIUM RADBLOKHALTERUNGSFUß ALUMINIUM PIEDS DE SUPPORT DE BLOC PORTE-ROUE ALUMINIUM
	A7J0000825	BEVESTIGING BRANDBLUSSER OP KAM STEUNVOETEN ATTACHMENT FIRE EXTINGUISHER ON KAM BRACKET FEET BEFESTIGUNG FEUERLÖSCHER AUF KAM HALTERUNGSFUß FIXATION D'EXTINCTEUR SUR PIED DE SUPPORT KAMP


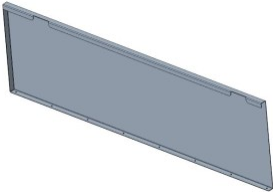





## CHASSIS-ONDERDELEN

	Article	Description
	A7J0000829	MUDGUARDSUPPORT-STEEL; DIAMETER 42.4 X L595 MUDGUARD BRACKET - STEEL; DIAMETER 42.4 X L595 KOTFLÜGEL HALTERUNG - STAHL; DURCHMESSER 42.4 X L595 SUPPORT DE GARDE-BOUE - ACIER; DIAMÈTRE 42,4 X L595
	A7J0000902	STEUN; RESERVEWIELDRAGER SUPPORT; SPARE WHEEL CARRIER UNTERSTÜTZUNG; RESERVERADTRÄGER SOUTIEN; SUPPORT DE ROUE DE SECOURS
	A7J0000995	STEUN> LEK PLATFORM MOUNT> LEAKING PLATFORM MONTAGE> UNDICHTTE PLATTFORM MONTAGE> PLATEFORME FUIITE
	A7J0001001	LEKBAK RVS (410X250X100) DRIP TRAY STAINLESS STEEL (410X250X100) TROPFSCHALE AUS ROSTFREIEM STAHL (410X250X100) PLATEAU D'ÉGOUTTEMENT ACIER INOXYDABLE (410X250X100)
	A7J0001098	AFDICHTINGSPLAAT FIETSENVANGER CLOSING PLATE SIDE PROTECTION DICHTUNGSPLATTE FAHRRADFÄNGER PLAQUE D'ÉTANCHÉITÉ ATTRAPE-VÉLO
	A7J0001115	VASTZETTING GASVEER KLAPRELING ALU.
	A7J0001271	SPATBORD MONTAGE STEUN - ALUMINIUM LICHTGEWICHT (DIAMETER 42XL555) MUDGUARD BRACKET - ALUMINIUM (DIAMETER 42XL555) KOTFLÜGEL HALTERUNG - ALUMINIUM (DURCHMESSER 42XL555) SUPPORT DE GARDE-BOUE - ALUMINIUM (DIAMETRE 42XL555)

	Article	Description
	A7J0001272	MUDGUARDSUPPORT-ALU;DIA42XL595 MUDGUARDSUPPORT-ALU;DIA42XL595 KOTFLÜGELFLÜGEL EDELSTAHL L=580 AILE DE GARDE-BOUE INOX L=580
	A7J0001273	SPATBORDSTEUN ALUMINIUM: DIAMETER 42XL505 MUDGUARD BRACKET ALUMINIUM: DIAMETER 42XL505 KOTFLÜGEL HALTERUNG ALUMINIUM: DURCHMESSER 42XL505 SUPPORT DE GARDE-BOUE EN ALUMINIUM: DIAMETRE 42XL505
	A7J0001452	SPATBORD VLEUGEL RVS L=580 MUDGUARD WING STAINLESS STEEL L=580 KOTFLÜGELFLÜGEL EDELSTAHL L=580 AILE DE GARDE-BOUE INOX L=580
	A7J0001466	SPATLAPBEVESTIGING ASPOCK BUMPER MUD / RAIN FLAP SUPPORT BRACKET FOR ASPOCK BUMPER SCHLAMM- / REGENKLAPPENHALTER FÜR ASPOCK-STOSSFÄNGER SUPPORT DE BOUE / PLUIE-PLUIE POUR PARE-CHOC ASPOCK
	A7J0001532	ACHTERLICHT EN KENTEKENPLAATHOUDER LINKERZIJDE REAR LAMP AND LICENSE PLATE HOLDER LEFT HINTERE LAMPE UND NUMMERNSCHILD HALTER LINKS LA LAMPE ARRIÈRE ET LE SUPPORT DE PLAQUE MINÉRALOGIQUE GAUCHE
	A7J0001536	ACHTERLICHT EN KENTEKENPLAATHOUDER RECHTERZIJDE REAR LIGHT AND LICENSE PLATE HOLDER RIGHT SIDE HINTEN LICHT UND LIZENZPLATTE HALTER RECHTE SEITE LUMIÈRE ARRIÈRE ET SUPPORT DE PLAQUE DE LICENCE CÔTÉ DROIT
	A7J0001537	ADR BORDEN HOUDER (637X300XT3) ADR SIGNS HOLDER (637X300XT3) ADR SCHILDHALTER (637X300XT3) PORTE-SIGNES ADR (637X300XT3)

	Article	Description
	A7J0001555	LEKBAK RVS (810X250X100) DRIP TRAY STAINLESS STEEL (810X250X100) TROPFSCHALE AUS ROSTFREIEM STAHL (810X250X100) PLATEAU D'ÉGOUTTEMENT ACIER INOXYDABLE (810X250X100)
	A7J0001680	MONTAGEBEUGEL DRAAGVLAK ASPOCK MOUNTING BRACKET BEARING PLATE ASPOCK MONTAGEHALTERUNG LAGERPLATTE ASPOCK SUPPORT DE MONTAGE PLAQUE DE ROULEMENT ASPOCK
	A7J0001681	MONTAGEBEUGEL DRAAGVLAK ASPOCK MOUNTING BRACKET BEARING PLATE ASPOCK MONTAGEHALTERUNG LAGERPLATTE ASPOCK SUPPORT DE MONTAGE PLAQUE DE ROULEMENT ASPOCK
	A7J0001684	SLUITPLAAT CHASSIS CHASSIS LOCKING PLATE FAHRGESTELLVERRIEGELUNGSPLATTE PLAQUE DE VERROUILLAGE DU CHÂSSIS
	A7J0001788	DOCUMENTENHOUDER STEUNVOETEN DOCUMENT HOLDER SUPPORT FEET STÜTZFÜSSE DES DOKUMENTENHALTERS PIEDS SUPPORT PORTE-DOCUMENTS
	A7J0001819	AFDICHTINGSPLAAT FIETSENVANGER LINKS CLOSING PLATE SIDE PROTECTION LEFT VERSCHLUSSPLATTE SEITENSCHUTZ LINKS PLAQUE DE FERMETURE PROTECTION LATÉRALE GAUCHE
	A7J0001820	SLUITPLAAT ZIJBESCHERMING RECHTS CLOSING PLATE SIDE PROTECTION RIGHT VERSCHLUSSPLATTE SEITENSCHUTZ RECHTS PLAQUE DE FERMETURE PROTECTION LATÉRALE DROITE

	Article	Description
	A7J0002051	MONTAGEPLAAT>WIELBLOKHOUDER MOUNTING PLATE>WHEELBLOCK HOLDER MONTAGEPLATTE>RADBLOCKHALTER PLAQUE DE MONTAGE>SUPPORT DE BLOC-ROUE
	A7J0002059	ZIJDELINGSE BESCHERMING SIDEGUARD COVER SEITENSCHUTZABDECKUNG COUVERTURE LATÉRALE
	A7J0002093	TEGENPLAAT>KLEM COUNTERPLATE>CLAMP GEGENPLATTE>KLAMMER CONTRE-PLAQUE>PINCE
	A7J0002295	SLUITPLAAT CHASSIS LOCKING PLATE CHASSIS VERSCHLUSSPLATTE CHASSIS PLAQUE DE VERROUILLAGE CHÂSSIS
	A7J0002410	VERBINDINGSPLAAT> SPATBORD CONNECTION PLATE>MUDGUARD ANSCHLUSSPLATTE>KOTFLÜGEL PLAQUE DE CONNEXION>GARDE-BOUE
	A7J0002572	CHASSIS SLUITPLAAT CHASSIS CLOSING PLATE CHASSISVERSCHLUSSPLATTE PLAQUE DE FERMETURE DU CHÂSSIS
	A7J0002686	AFDICHTING FIETSENVANGER CLOSING PLATE SIDE PROTECTION VERSCHLUSSPLATTE SEITENSCHUTZ PLAQUE DE FERMETURE PROTECTION LATÉRALE

	Article	Description
	A7J0002737	BEVESTIGING DRIEHOEK FIXING TRIANGLE BEFESTIGUNGSDREIECK TRIANGLE DE FIXATION
	A7J0002948	SLUITPLAAT ZIJBESCHERMING LOCKING PLATE SIDE PROTECTION SEITENSCHUTZ DER VERRIEGELUNGSPLATTE PLAQUE DE VERROUILLAGE PROTECTION LATÉRALE
	A7J0002949	SLUITPLAAT ZIJBESCHERMING LOCKING PLATE SIDE PROTECTION SEITENSCHUTZ DER VERRIEGELUNGSPLATTE PLAQUE DE VERROUILLAGE PROTECTION LATÉRALE
	A7J0003018	MONTAGE STEUN LEKBAK - LINKS MOUNTING BRACKET DRIP TRAY-LEFT BEFESTIGUNGSHALTERUNG TROPFSCHALE-LINKS SUPPORT DE MONTAGE PLATEAU D'ÉGOUTTEMENT-GAUCHE
	A7J0003019	MONTAGE STEUN LEKBAK - RECHTS MOUNTING BRACKET DRIP TRAY-RIGHT BEFESTIGUNGSHALTERUNG TROPFSCHALE-RECHTS SUPPORT DE MONTAGE PLATEAU D'ÉGOUTTEMENT-DROIT
	A7J0003023	STEUNBALK LEK PLATFORM SUPPORT BEAM LEAKING PLATFORM STÜTZBALKEN UNDICHT PLATTFORM PLATEFORME DE FUITE DE POUTRE DE SOUTIEN
	A7J0003040	LEK PLAAT>BUMPER;ASPOCK DOOS LEAKING PLATE>BUMPER;ASPOCK BOX LECKENDE PLATTE>STOßSTANGE;ASPOCK-BOX PLAQUE DE FUITE>PARE-CHOC;BOITE ASPOCK

	Article	Description
	A7J0003061	SPILLINGBOX 410XW250XH100 SPILLINGBOX 410XW250XH100 VERSCHÜLLUNGSBOX 410XB250XH100 BOÎTE DE DÉVERSEMENT 410XL250XH100
	A7J0003064	LOOPROOSTER LEKBAK MIDDEN DEMONTABEL - LAG WALK GRATE DRIP TRAY MIDDLE DEMONTABLE-LAG WALK ROST TROPFSCHALE MITTE DEMONTIABLE-LAG PLATEAU D'ÉGOUTTEMENT DE MARCHE À GRILLE MOYEN DÉMONTABLE-LAG
	A7J0003068	LOOPLAAT VOORZIJDE CHASSIS RUNNING PLATE FRONT CHASSIS LAUFPLATTE FRONT CHASSIS CHÂSSIS AVANT DE PLAQUE DE COURSE
	A7J0003079	WAS>LEAKINGPLATE-SS[L300XW400XH6]
	A7J0003100	CANISTER HOLDER KANISTERHALTER PORTE-BIDON
	A7J0003101	GRENDEL DROP SHUTTER FALLVERSCHLUSS OBTURATEUR
	A7J0003103	VERGRENDELINGSSTAAF>CANHOUDER LOCKING BAR>CANISTER HOLDER VERRIEGELUNGSSTANGE>KANISTERHALTER BARRE DE VERROUILLAGE>PORTE-BIDON

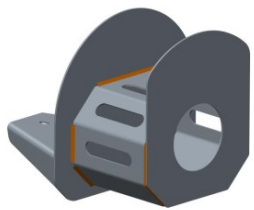

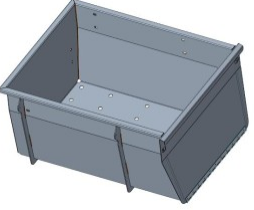
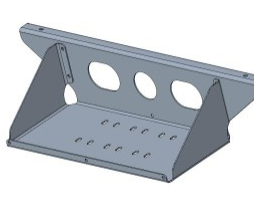



## CHASSIS-ONDERDELEN

	Article	Description
	A7J0003108	RESERVEWIELDRAGER-STAAL; LIER; H185; RECHTS SPARE WHEEL CARRIER-STEEL; WINCH; H185; RIGHT RESERVERADTRÄGER-STAHLE; WINDE; H185; RECHTS PORTE-ROUE DE SECOURS EN ACIER; TREUIL; H185; DROITE
	A7J0003125	MONTAGEBEUGEL CHASSIS TBV ZIJAFSCHERMING MOUNTING BRACKET CHASSIS TBV SIDE SHIELD MONTAGEHALTER CHASSIS TBV SEITENSCHIRM SUPPORT DE FIXATION CHASSIS TBV SIDE SHIELD
	A7J0003127	LEKBAK RVS (L810XW250XH100) STAINLESS STEEL STAINLESS STEEL (L810XW250XH100) EDELSTAHL ROSTFREIER STAHL (L810XW250XH100) ACIER INOXYDABLE EN ACIER INOXYDABLE (L810XW250XH100)
	A7J0003130	AFDEKPLAAT MORSGOOT / COVER SPILBOX COVER PLATE CATCH-ALL GUTTER / COVER SPILL BOX ABDECKPLATTE CATCH-ALL RINNE / DECKEL ÜBERLAUFBOX PLAQUE DE COUVERTURE GOUTTIÈRE CATCH-ALL / COUVERTURE BOÎTE DE DÉVERSEMENT
	A7J0003133	LEKPLAT / MORSBAK -STAINLESS STEEL [650X440X414]
	A7J0003135	VERBINDINGSPROFIEL STEUNPOTEN L+R CONNECTION PROFILE SUPPORT LEGS LEFT + RIGHT VERBINDUNGSPROFIL UNTERSTÜTZUNG BEINE LINKS + RECHTS PROFIL DE CONNEXION JAMBES GAUCHE + GAUCHE
	A7J0003137	AFSCHORINGS BEUGEL (SCHUIN) VOOR STEUNPOTEN L+R DESCENDING BRACKET (SUN) FOR SUPPORT LEGS L + R ABSTANDHALTER (SONNE) FÜR STÜTZBEINE L + R SUPPORT DESCENDANT (SOLEIL) POUR LEGS DE SOUTIEN L + R





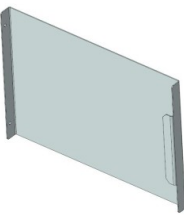


## CHASSIS-ONDERDELEN

	Article	Description
	A7J0003138	MONTAGEBEUGEL STEUNPOTEN (AFSCHORING / VERSTERKING) NAAR CHS.  MOUNTING BRACKET SUPPORT LEGS (SHIELD / REINFORCEMENT) TO CHASSIS  MONTAGEHALTERUNG BEINE (SHIELD / VERSTÄRKUNG) ZUM CHASSIS.  MONTAGE DE BRAS DE SUPPORT DE JAMBES (BLINDAGE / RENFORCEMENT) SUR CHASSIS
	A7J0003147	FOAM-NEOPREEN;W38xT0.8xL230  FOAM-NEOPRENE;W38xT0.8xL230  SCHAUM-NEOPREN;B38xT0,8xL230  MOUSSE-NÉOPRÈNE;L38xT0,8xL230Details opzoeken
	A7J0003239	BALK>KIST OP VOOROVERBOUW  GIRDER>FRONT BOX  TRÄGER>FRONTKASTEN  POUTRE>CASE AVANT
	A7J0003241	MOER COMB-STEEL  NUT COMB-STEEL  MUTTER COMB-STAHN  ÉCROU COMB-STEEL
	A7J0003248	VERGRENDELPLAAT  LOCKING PLATE  VERRIEGELUNGSPLATTE  PLAQUE DE VERROUILLAGE
	A7J0003250	MOUNT-LEFT LEAKINGPLATFORM  MONTAGE-LINKS>LEKPLATFORM  MONTIEREN-LINKS>LECKPLATTFORM  MONTAGE-GAUCHE>PLATEAU DE FUITE
	A7J0003251	LEKPLAAT MONTAGESTEUN RECHTS  LEAKING PLATE MOUNTING BRACKET RIGHT  SCHMUTZ PLATTE MONTAGEHALTERUNG RECHTS  SUPPORT DE MONTAGE PLAQUE DE SALETÉ DROIT



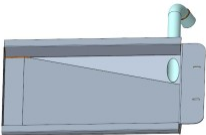


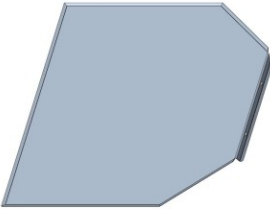
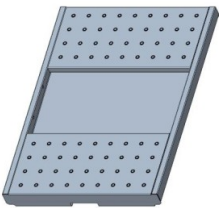
## CHASSIS-ONDERDELEN

	Article	Description
	A7J0003276	KABELROL HOUDER + ALUMINIUM (445X330X750) MOUNTING STEP ASS. WALKWAY + ALUMINIUM [50830] ; 445X330X750 MONTAGESCHRITT ASS. LAUFSTEG+ ALUMINIUM [50830] ; 445X330X750 BARREAU DE MONTAGE ASS. PASSERELLE + ALUMINIUM [50830]; 445X330X750
	A7J0003289	ONDERSTEUNING>BOX SUPPORT>BOX UNTERSTÜTZUNG>BOX SUPPORT>BOÎTE
	A7J0003291	OPEN KIST-SS;L1100XW850XH560 OPEN BOX-SS;L1100XW850XH560 OFFENE BOX-SS;L1100XB850XH560 BOÎTE OUVERTE-SS;L1100XW850XH560
	A7J0003308	POMPSTEUN;BLACKMER LGL>BUMPERBEVESTIGING PUMP SUPPORT;BLACKMER LGL>BUMPER MOUNT PUMPENUNTERSTÜTZUNG;BLACKMER LGL>STOßSTANGENHALTERUNG SUPPORT DE POMPE;BLACKMER LGL>Support de pare-chocs
	A7J0003377	SLUITPLAAT CHASSIS;2X ADR-KLAPBORDEN[400X300] CHASSIS LOCKING PLATE; 2X ADR FOLDING BOARDS[400X300] CHASSIS-VERRIEGELUNGSPLATTE; 2X ADR-FALTBRETTE[400X300] PLAQUE DE VERROUILLAGE DU CHÂSSIS ; 2X PLANCHES PLIABLES ADR [400X300]
	A7J0003452	LEKBAK (AFMETINGEN LxBxH = 420x250x90) LEAKINGPLATE / SPILLINGBOX (AFMETINGEN LxBxH = 420x250x90) LECKPLATTE / ÜBERLAUFBOX (AFMETINGEN LxBxH = 420x250x90) PLAQUE DE FUITE / SPILLINGBOX (DIMENSIONS LxWxH = 420x250x90)
	A7J0003483	LEKBAK - ROESTVRIJSTAAL ; W1220xL410 WAS > SPILL BOX - STAINLESS STEEL ; W1220xL410 DRIP TRAY - EDELSTAHL; W1220xL410 PLATEAU À PENTE - ACIER INOXYDABLE; W1220xL410

	Article	Description
	A7J0003487	LEK / MORSBAK - ROESTVRIJSTAAL - W1220xL860 LEAK / SPILL BOX - STAINLESS STEEL - W1220xL860 AUFFANGBOX-EDELSTAHL;B1220xL860 FUIITE / DÉVERSEMENT - ACIER INOXYDABLE - W1220xL860
	A7J0003528	LEKBAK- ROESTVRIJ STAAL;L760xB250xH75 LEAKING BOX-STAINLESS STEEL;L760xW250xH75 LECKKASTEN-EDELSTAHL;L760xB250xH75 BOÎTE FUIITE-ACIER INOXYDABLE;L760xW250xH75
	A7J0003532	Montage steun lekbak - links MOUNTING BRACKET DRIP TRAY - LEFT AUFFANGSCHALE FÜR MONTAGEHALTERUNG - LINKS SUPPORT DE FIXATION DU BAC D'ÉGOUTTAGE - GAUCHE
	A7J0003533	Montage steun lekbak - rechts MOUNTING BRACKET DRIP TRAY - RIGHT AUFFANGSCHALE FÜR MONTAGEHALTERUNG - RECHTS SUPPORT DE FIXATION DU BAC D'ÉGOUTTAGE - DROITE
	A7J0003535	LOOPROOSTER LEKBAK MIDDEN DEMONTABEL - LAG WALKWAY GRID LEAK BAKE CENTER - DEMOUNTABLE - LAG WALKWAY GRID LEAK BAKE CENTRE - DEMOUNTABLE - LAG WALKWAY GRID LEAK BAKE CENTRE - DÉMONTABLE - LAG
	A7J0003569	Montage steun lekbak - links MOUNTING BRACKET DRIP TRAY - LEFT AUFFANGSCHALE FÜR MONTAGEHALTERUNG - LINKS SUPPORT DE FIXATION DU BAC D'ÉGOUTTAGE - GAUCHE
	A7J0003570	Montage steun lekbak - links MOUNTING BRACKET DRIP TRAY - LEFT AUFFANGSCHALE FÜR MONTAGEHALTERUNG - LINKS SUPPORT DE FIXATION DU BAC D'ÉGOUTTAGE - GAUCHE

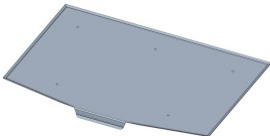


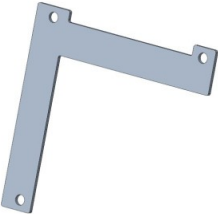
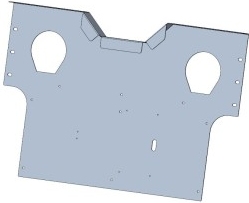


	Article	Description
	A7J0003592	Montage steun lekbak - links MOUNTING BRACKET DRIP TRAY - LEFT AUFFANGSCHALE FÜR MONTAGEHALTERUNG - LINKS SUPPORT DE FIXATION DU BAC D'ÉGOUTTAGE - GAUCHE
	A7J0003600	LEKBAK-ROESTVRIJ STAAL;L1200xB520 SPILLBOX-STAINLESS STEEL;L1200xW520 AUFLAUFBOX-EDELSTAHL;L1200xB520 SILLBOX-ACIER INOXYDABLE;L1200xW520
	A7J0003601	DEKSEL>LEKBAK COVER>SPILLBOX ABDECKUNG>AUFLAUFBOX COUVERCLE>BARQUETTE
	A7J0003659	ANTI SLIP;L600xB80 ANTI SLIP;L600xW80 ANTI-RUTSCH;L600xB80 ANTIDÉRAPANT;L600xW80
	A7J0003685	AFDEKPLAAT FIETSENVANGER SIDEGUARD COVER SEITENSCHUTZABDECKUNG COUVERCLE DE PROTECTION LATÉRALE
	A7J0003798	LEKPLAAT ROESTVRIJ STAAL (L520 x B400 x H6) LEAKINGPLATE STAINLESS STEEL ( L520 x W400 x H6) LECKPLATTE EDELSTAHL (L520 x B400 x H6) PLATEAU FUITE ACIER INOXYDABLE (L520 x L400 x H6)
	A7J0003804	STEUN ZIJBESCHERMING SUPPORT-STAINLESS STEEL>SIDEGUARD UNTERSTÜTZUNG-EDELSTAHL>SEITENSCHUTZ SUPPORT INOX>SIDEGUARD

	Article	Description
	A7J0003810	KLEMBALK>STEUN CLAMPING GIRDER>STRAVE KLEMMTRAEGER>STRAVE POUTRE DE SERRAGE>STRAVE
	A7J0003843	DEKSEL>SPILLBOX COVER>SPILLBOX ABDECKUNG>ÜBERLAUFBEHÄLTER COUVERCLE>SPILLBOX
	A7J0003856	HOUDER SIGNALISATIEKEGELS HOLDER SIGNALING CONES HALTER SIGNALKEGEL SUPPORT CÔNES DE SIGNALISATION
	A7J0003942	PLAAT STICKER PLATE STICKER PLATTENAUFKLEBER AUTOCOLLANT DE PLAQUE
	A7J0003958	VULPLAAT>ASPOCK BUMPER FILLING PLATE>ASPOCK BUMPER FÜLLPLATTE>ASPOCK BUMPER PLAQUE DE REMPLISSAGE>PARE-CHOCS ASPOCK
	A7J0003985	LEKBAK 1600x520 SPILLBOX 1600x520 SPILLBOX 1600x520 SILLBOX 1600x520
	A7J0003988	LAKBAK 700x520 SPILLBOX 700x520 SPILLBOX 700x520 SILLBOX 700x520

	Article	Description
	A7J0004044	MONTAGESTEUN AARDINGSHASPEL MOUNT GROUNDING REEL ERDUNGSROLLE MONTIEREN MONTAGE DE L'ENROULEUR DE MISE À LA TERRE
	A7J0004072	HANDVAT TWIST LOCK ARM HANDLE TWIST LOCK ARM GRIFF DREHVERRIEGELUNGSARM POIGNEE TWIST LOCK BRAS
	A7J0004083	LEKBAK 720x520 SPILLBOX 720x520 SPILLBOX 720x520 SILLBOX 720x520
	A7J0004145	KLEMBALK>ZIJBESCHERMING CLAMPING GIRDER>SIDE GUARD KLEMMTRAEGER>SEITENSCHUTZ POUTRE DE SERRAGE>PROTECTION LATÉRALE
	A7J0004147	SLUITPLAAT>ZIJBESCHERMING CLOSING PLATE>SIDE GUARD SCHLIEßPLATTE>SEITENSCHUTZ PLAQUE DE FERMETURE>SIDE GUARD
	A7J0004186	LEKPLAAT 740x805x6 LEAKINGPLATE 740x805x6 LECKPLATTE 740x805x6 PLAQUE FUIITE 740x805x6
	A7J0004194	SPILLBOX ROESTVRIJ STAAL;B1220xL860 SPILLBOX STAINLESS STEEL;W1220xL860 ÜBERFALLKASTEN EDELSTAHL;B1220xL860 BOÎTE DE DÉVERSEMENT EN ACIER INOXYDABLE;L1220xL860

	Article	Description
	A7J0004212	LEK PLAAT LEAKING PLATE UNDICHTE PLATTE PLAQUE DE FUITE
	A7J0004242	DEKSEL>SLOT LID>LOCK DECKEL>VERRIEGELUNG COUVERCLE>VERROUILLAGE
	A7J0004245	BUMPERBLOK; HOT ONDERDOMPELING GEGALVANISEERD BUMPER BLOCK;HOT DIP GALVANISED STOßSTANGENBLOCK; FEUERVERZINKT BLOC DE PARE-CHOCS;GALVANISÉ À CHAUD
	A7J0004260	SLUITPLAAT CHASSIS;2x ADR-KLAPBORDEN[400X300].2x SLANGKOKE CHASSIS LOCKING PLATE; 2x ADR FOLDING BOARDS[400X300].2x HOSE SLEEVE CHASSIS-VERRIEGELUNGSPLATTE; 2x ADR-FALTBRETT[400X300].2x SCHLAUCHHÜLSE PLAQUE DE VERROUILLAGE DU CHÂSSIS; 2x PLANCHES PLIABLES ADR [400X300].2x MANCHON DE TUYAU
	A7J0004271	BUMPER STAAL 2400 BUMPER STEEL 2400 STOSSFÄNGER STAHL 2400 PARE-CHOCS ACIER 2400
	A7J0004276	FERRY HAAK-STAAL; CHASSIS MONTAGE FERRY HOOK-STEEL;CHASSIS MOUNTING FÄHRHAKEN-STAHL;CHASSISMONTAGE CROCHET FERRY-ACIER ; MONTAGE SUR CHÂSSIS
	A7J0004362	BEVESTIGING-LINKS>LEK PLATFORM MOUNT-LEFT>LEAKING PLATFORM HALTERUNG LINKS> UNDICHTTE PLATTFORM MONTAGE GAUCHE>PATEFORME FUITE

	Article	Description
	A7J0004363	MOUNT-RIGHT>LEAKING PLATFORM
	A7J0004370	LEK BAK 700x250x75 LEAKING BOX 700x250x75 LECKKASTEN 700x250x75 BOITE FUIITE 700x250x75
	A7J0004371	DEKSEL LEKBAK 690x250 COVER LEAKINGBOX 690x250 ABDECKUNG LECKKASTEN 690x250 COUVERCLE FUIITE BOX 690x250
	A7J0004382	HANDVAT>RESERVEWIELDRAGER HANDLE>SPARE WHEEL CARRIER GRIFF>RESERVERADTRÄGER POIGNÉE>PORTE-ROUE DE SECOURS
	A7J0004395	AFDEKPLAAT FIETSENVANGER RAL9010 SIDEGUARD COVER RAL9010 SEITENSCHUTZABDECKUNG RAL9010 COUVERCLE DE PROTECTION LATÉRALE RAL9010
	A7J0004413	AFDEKPLAAT>FIETSENVANGER CLOSING PLATE>SIDEGUARD SCHLIEßPLATTE>SEITENSCHUTZ PLAQUE DE FERMETURE>SIDEGUARD
	A7J0004417	LEKBAK 810x250x100 LEAKINGBOX 810x250x100 LECKKASTEN 810x250x100 BOÎTE FUIITE 810x250x100

	Article	Description
	A7J0004423	LEKPLAAT SPILLING PLATE ÜBERSCHÜTTUNGSPLATTE PLAQUE DE RENVERSEMENT
	A7J0004437	BEVESTIGING> SPATLAP MOUNT>MUDGUARD HALTER> SCHUTZBLECH MONTAGE>GARDE-BOUE
	A7J0004439	BUMPER ROESTVRIJ STAAL; LOOPVLAK BUMPER STAINLESS STEEL;WALKWAY STOßSTANGE EDELSTAHL; GEHWEGE PARE-CHOCS EN ACIER INOXYDABLE;PASSERELLE
	A7J0004458	STEUN>LEKBAK OP BUMPER MOUNT>LEAKING BOX ON BUMPER MONTAGE>LECKENDES BOX AUF STOßSTANGE MONTAGE>BOITE FUIITE SUR PARE-CHOCS
	A7J0004461	AFDEKPLAAT ACHTER COVERPLATE REAR ABDECKPLATTE HINTEN COUVERCLE ARRIERE
	A7J0004529	TWISTLOCK INDICATOR GEEL RAL 1021 TWISTLOCK INDICATOR YELLOW RAL 1021 TWISTLOCK INDIKATOR GELB RAL 1021 CLIGNOTANT TWISTLOCK JAUNE RAL 1021
	A7J0004530	TWISTLOCK PIN>INDICATOR TWISTLOCK PIN>INDICATOR TWISTLOCK PIN>ANZEIGE PIN TWISTLOCK> INDICATEUR

	Article	Description
	A7J0004538	GLIJSTRIP EPRAMID SLIDING STRIP EPRAMID GLEITLEISTE EPRAMID BANDE COULISSANTE EPRAMIDE
	A7J0004545	DEMONTEERBARE BUMPER STAAL VERZINKT DEMOUNTABLE BUMPER STEEL GALVANISED DEMONTIERBARER STOßSTANGE STAHL VERZINKT PARE-CHOCS AMOVIBLE EN ACIER GALVANISÉ
	A7J0004552	BUMPER ROESTVRIJ STAAL; LOOPVLAK BUMPER STAINLESS STEEL; WALKWAY STOßSTANGE EDELSTAHL; GEHWEGE PARE-CHOCS EN ACIER INOXYDABLE; PASSERELLE
	A7J0004554	SCHUIFBUIS>DEMONTEERBARE BUMPER; VERZINKT SLIDING TUBE>DEMOUNTABLE BUMPER; GALVANISED SCHIEBEROHR>DEMONTIERBARER STOßSTANGE; VERZINKT TUBE COULISSANT>PARE-CHOCS DEMONTABLE ; GALVANISÉ
	A7J0004584	SCHUIFBUIS>DEMONTEERBARE BUMPER; VERZINKT SLIDING TUBE>DEMOUNTABLE BUMPER; GALVANISED SCHIEBEROHR>DEMONTIERBARER STOßSTANGE; VERZINKT TUBE COULISSANT>PARE-CHOCS DEMONTABLE ; GALVANISÉ
	A7J0004645	PLAAT EPRAMID 15 mm PLATE EPRAMID 15 mm PLATTE EPRAMID 15 mm PLAQUE ÉPRAMIDE 15 mm
	A7J0004723	STEUN DOCUMENTENBOX MOUNT DOCUMENT BOX DOKUMENTENBOX MONTIEREN MONTER LA BOÎTE DE DOCUMENTS

	Article	Description
	A7J0004780	OPVULPLAAT VOOR STOOTBLOK SPACER FOR BUFFERBLOCK ABSTANDSHALTER FÜR PUFFERBLOCK ESPACEUR POUR BLOC TAMPON
	A7J0004813	LEK PLAAT LEAKING PLATE LECKPLATTE PLAQUE DE FUITE
	A7J0004857	SLUITPLAAT FIETSENVANGER CLOSING PLATE SIDEGUARD VERSCHLUSSPLATTE>SEITENSCHUTZ PLAQUE DE FERMETURE GARDE LATÉRALE
	A7J0004876	LEKPLAAT LEAKING PLATE Fangplatte plaque de fuite
	A7J0004896	DEMONTEERBARE BUMPER STAAL THERMISCH VERZINKT DEMOUNTABLE BUMPER STEEL HOT DIP GALVANISED ZERLEGBARER STOSSSTANGE AUS STAHLFEUERVERZINKT PARE-CHOCS AMOVIBLE EN ACIERGALVANISÉ À CHAUD
	A7J0004951	ANTISLIP;L400xW80 ANTISLIP;L400xW80 ANTISLIP;L400xW80 ANTISLIP;L400xW80
	A7J0004976	MORS PLAAT SPILLING PLATE VERSCHÜTTUNGSPLATTE PLAQUE DE RENVERSEMENT



	Article	Description
	A7J0005129	LEKBAK RVS;L1200xB520 SPILLBOX STAINLESS STEEL;L1200xW520 ÜBERFALLBEHÄLTER EDELSTAHL;L1200xB520 SILLBOX ACIER INOXYDABLE;L1200xW520
	A7J0005144	FERRY HAAK; NIET IMO4 GEEL;RAL1021 FERRY HOOK;NON IMO4YELLOW;RAL1021 FÄHRENHAKEN; NICHT IMO4GELB;RAL1021 CROCHET DE FERRY ; NON IMO4JAUNE;RAL1021
	A7J0005253	Spillbox SS; L1200XW520> Cont.Chassis 30 ' SPILLBOX-SS;L1200xW520>CONT.CHASSIS 30' Spillbox SS; L1200XW520> Cont.chassis 30 ' Spillbox SS; L1200XW520> Cont.Chassis 30 '
	A7J0005273	OPVANGBAK RVS;L820xW520>CONT.CHASSIS 30' SPILLBOX SS;L820xW520>CONT.CHASSIS 30' SPILLBOX SS;L820xB520>CONT.CHASSIS 30' SPILLBOX SS;L820xW520>CONT.CHÂSSIS 30'
	A7J0005287	FERRY HAAK; VOLGENS IMO4 GEEL;RAL 1021 FERRY HOOK;ACCORDING TO IMO4 YELLOW;RAL 1021 FÄHRENHAKEN; NACH IMO4GELB;RAL 1021 CROCHET DE FERRY ; SELON IMO4JAUNE;RAL 1021
	A7K0000011	BORGPEN-STAAAL;L145 LOCKINGPIN-STEEL;L145 SICHERUNGSSTIFT-STAHL;L145 GOUPILLE DE VERROUILLAGE-ACIER;L145
	A7K0000024	TWISTLOCKARM -> PEN (STAAL 490 X 142 X T30 GEGALVANISEERD TWIST LOCK ARM -> PEN (STEEL 490 X 142 X T30 GALVANIZED DREHRIEGELARM -> PEN (STAHL 490 X 142 X T30 GALVANISIERT BRAS VERROU TOURNANT -> PEN (ACIER 490 X 142 X T30 GALVANISÉ

## CHASSIS-ONDERDELEN


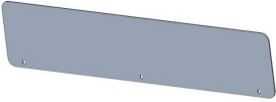



	Article	Description
	A7K0000025	LOCK PLATE GALVANISED - TWIST LOCK LOCK PLATE GALVANIZED - TWIST LOCK SICHERUNGSPLATTE GALVANISIERT - DREHRIEGEL PLAQUE DE VERROUILLAGE GALVANISÉE - VERROU TOURNANT
	A7K0000026	UITSCHUIFARM COMPLEET RECHTS (TWISTLOCKARM>UITSCHUIFARM ) EXTENDABLE ARM COMPLETE RIGHT (TWIST LOCK ARM > EXTENDABLE ARM) AUSFAHRBARER ARM KOMPLETT RECHTS (DREHRIEGEL ARM > AUSFAHRBARER ARM) BRAS EXTENSIBLE COMPLET DROIT (BRAS DE VERROU TOURNANT > BRAS EXTENSIBLE)
	A7K0000027	UITSCHUIFARM COMPLEET LINKS (TWISTLOCKARM>UITSCHUIFARM) EXTENDABLE ARM COMPLETE LEFT (TWIST LOCK ARM > EXTENDABLE ARM) AUSFAHRBARER ARM KOMPLETT LINKS (DREHRIEGEL ARM > AUSFAHRBARER ARM) BRAS EXTENSIBLE COMPLET GAUCHE (BRAS DE VERROU TOURNANT > BRAS EXTENSIBLE)
	A7K0000031	DRAAGARM 45FT POSITIONERING SUPPORT ARM 45FT POSITIONING LAGERARM 45FT POSITIONIERUNG BRAS DE ROULEMENT POSITIONEMENT 45FT
	A7K0000101	VALSTEUN 45Ft DROPSUPPORT 45Ft FALLSTÜTZE 45Ft SUPPORT DE DROPS 45Ft
	A7K0000173	VERGRENDELSTANG>SCHUIFKOPPELSECTIE LOCKING ROD>SLIDING COUPLING SECTION VERRIEGELUNGSSTANGE>SCHIEBEKUPPLUNGSABSCHNITT TIGE DE VERROUILLAGE>SECTION D'ACCOUPEMENT COULISSANT
	A7K0000197	SCHUIFSTRIP EPRAMID 80x10 SLIDING STRIP EPRAMID 80x10 GLEITLEISTE EPRAMID 80x10 BANDE COULISSANTE EPRAMIDE 80x10

	Article	Description
	A7K0000246	VERGREDELINGSAS>ACHTERSLOT LOCKING AXLE>REAR LOCK ACHSE VERRIEGELN>HINTERE VERRIEGELUNG VERROUILLAGE AXE>VERROUILLAGE ARRIERE
	A7K0000249	VERGREDELINGSAS>ACHTERSLOT LOCKING AXLE>REAR LOCK ACHSE VERRIEGELN>HINTERE VERRIEGELUNG VERROUILLAGE AXE>VERROUILLAGE ARRIERE
	A7K0000250	VEERPLAAT>ACHTER ROL SPRING PLATE>REAR ROLL FEDERPLATTE> HINTERE ROLLE PLAQUE DE RESSORT>ROULEAU ARRIÈRE
	A7K0000254	VULPLAAT>ACHTER ROL FILLING PLATE>REAR ROLL FÜLLPLATTE>HINTERE ROLLE PLAQUE DE REMPLISSAGE>ROULEAU ARRIÈRE
	A7K0000257	SCHARNIER>ACHTERSLOT HINGE>REAR LOCK SCHARNIER>HINTERES SCHLOSS CHARNIÈRE>SERRURE ARRIÈRE
	A7K0000259	BEVESTIGING>SCHARNIER/SLOT>SCHUIFFRAME ACHTER MOUNT>HINGE/LOCK>SLIDING FRAME REAR HALTERUNG>SCHARNIER/SCHLOSS>SCHIEBERAHMEN HINTEN MONTAGE>CHANIÈRE/SERRURE>CHÂSSIS COULISSANT ARRIÈRE
	A7K0000260	SLOTPLAAT LOCK PLATE SCHLOSSPLATTE PLAQUE DE VERROUILLAGE

## CHASSIS-ONDERDELEN

	Article	Description
	A7K0000263	SLUITPEN-RVS>VOORSTE UITSCHUIF CHASSIS LOCKING PIN-SS>FRONT SLIDING CHASSIS SICHERUNGSSTIFT-SS>SCHIEBEFAHRGESTELL VORN GOUPILLE DE VERROUILLAGE-SS>CHÂSSIS COULISSANT AVANT
	A7K0000268	SCHARNIERBEVESTIGING-RVS>SCHUIFSLOT HINGE MOUNT-SS>SLIDING LOCK SCHARNIERMONTAGE-SS>SCHIEBESCHLOSS MONTAGE CHARNIÈRE-SS>VERROU COULISSANT
	A7K0000271	ROL ONDERSTEUNING ROL SUSPENSION ROLLENAUFHÄNGUNG SUSPENSION DE ROULEAU
	A7K0000273	HANDVAT BOVEN TOP HANDLE OBERER GRIFF POIGNÉE SUPÉRIEURE
	A7K0000277	SLUITPLAAT LOCKINGPLATE VERRIEGELUNGSPLATTE PLAQUE DE VERROUILLAGE
	A7K0000279	VAL ONDERSTEUNING DROP SUPPORT DROP-UNTERSTÜTZUNG SUPPORT DE CHUTE
	A7K0000284	LAGER BEHUIZING BEARING HOUSING LAGERGEHÄUSE LOGEMENT DE PALIER

	Article	Description
	A7K0000294	SCHUIFBUIS; HOT DIP GEGALVANISEERD DEMONTEERBARE BUMPER SLIDING TUBE;HOT DIP GALVANISEDDEMOUNTABLE BUMPER GLEITROHRFEUERVERZINKTZERLEGBARER STOßSTANGE TUBE COULISSANT GALVANISÉ À CHAUDPARE-CHOCS DEMONTABLE
	A7K0000324	WIEL-PA6;WIT;DIA70xL118 WHEEL-PA6;WHITE;DIA70xL118 RAD-PA6;WEISS;DURCHMESSER70xL118 ROUE-PA6;BLANCHE;DIA70xL118
	A7K0000331	OPHANGPLAAT VOORLAGER SUSPENSION PLATE FRONT BEARING AUFHÄNGUNGSPLATTE VORDERES LAGER PLAQUE DE SUSPENSION ROULEMENT AVANT
	A7M0000005	STEUN VOOR POSITIELICHTEN VOORZIJDE SUPPORT FOR POSITION LIGHTS FRONT UNTERSTÜTZUNG FÜR POSITIONSLEUCHTEN VORNE SUPPORT POUR FEUX DE POSITION AVANT
	A7M0000006	ADR-BORD ONDERSTEUNING ADR-SIGN SUPPORT ADR-SIGN-UNTERSTÜTZUNG SUPPORT ADR-SIGN
	A7M0000052	
	A7M0000058	ONDERSTEUNING ADR-TEKEN ADR-SIGN SUPPORT ADR-SIGN-UNTERSTÜTZUNG SUPPORT SIGNAL ADR

	Article	Description
	A7M0000062	OFFSET PLAAT DRIEHOEK OFFSET PLATE TRIANGLE OFFSET PLATTE DREIECK PLAQUE DÉPORTÉE TRIANGLE
	A7M0000065	BUMPER RVS 2400X250 BUMPER STAINLESS STEEL 2400X250 STOßSTANGE EDELSTAHL 2400X250 PARE-CHOCS INOX 2400X250
	A7M0000071	HOUDER>MARKERINGSPLAAT HOLDER>MARKINGPLATE HALTER>MARKIERUNGSPLATTE SUPPORT>PLAQUE DE MARQUAGE
	A7M0000075	BUMPERVERLICHTINGPLAAT;SS[HGL];L2400 BUMPER-LIGHTING PLATE;SS[HGL];L2400 STOßSTANGEN-BELEUCHTUNGSPLATTE;SS[HGL];L2400 PLAQUE D'ÉCLAIRAGE DE PARE-CHOCS;SS[HGL];L2400
	A7M0000103	CHASSIS SLUITPLAAT-1380x400 CHASSIS CLOSING PLATE-1380x400 CHASSIS-ABSCHLUSSPLATTE-1380x400 PLAQUE DE FERMETURE CHÂSSIS-1380x400
	A7M0000125	MONTAGEPLAAT>EN PLAAT+A-PLAAT MOUNTING PLATE>AND PLATE+A-PLATE MONTAGEPLATTE>UND PLATTE+A-PLATTE PLAQUE DE MONTAGE>ET PLAQUE+A-PLAQUE
	A7M0000135	MARKEERPLAATHOUDER MARKING PLATE HOLDER KENNZEICHENHALTER SUPPORT DE PLAQUE DE MARQUAGE

	Article	Description
	A7M0000150	ADR-PLAAT HOUDER ADR-PLATE HOLDER ADR-SCHILDERTRÄGER PORTE-PLAQUE ADR
	A7R0000074	HOOGTEREGELINGS BEVESTIGING SPANSCHAAL ROND D168 HEIGHT ADJUSTMENT FIXING TENSION SHELL ROUND D168 HÖHENVERSTELLBEFESTIGUNG SPANNSCHALE RUND D168 FIXATION REGLAGE HAUTEUR COQUE DE TENSION RONDE D168
	A7R0000153	BEDIENINGSPANEEL CONTROL PANEL BEDIENFELD PANNEAU DE CONTRÔLE
	A7R0000157	MONTAGEBEUGEL CONTROLPANEEL MOUNTING BRACKET CONTROL PANEL MONTAGEHALTERUNGS-BEDIENFELD PANNEAU DE COMMANDE DE SUPPORT DE MONTAGE
	A7R0000247	COUNTER PLATE AIRTANK (380X40X T6) COUNTER PLATE AIR TANK (380X40X T6) GEGENPLATTE LUFTBEHÄLTER (380X40X T6) RÉSERVOIR D'AIR DE CONTRE-PLAQUE (380X40X T6)
	A7S0000005	BEVESTIGINGSBEUGEL LICHT+LUCHT AANSLUITING (LENGTE L590 mm) MOUNTING BRACKET LIGHT + AIR CONNECTION (LENGTH L590 mm) MONTAGEHALTER LICHT + LUFTANSCHLUSS (LÄNGE L590 mm) SUPPORT DE MONTAGE LUMIÈRE + CONNEXION AIR (LONGUEUR L590 mm)
	A7S0000112	FRONTPLAAT LUCHT / LICHT AANSLUITINGEN FRONT PLATE AIR / LIGHT CONNECTIONS AIR / LIGHT CONNECTIONS MONTAGEPLATTE VORNE CONNEXIONS AIR / LIGHT DE LA PLAQUE AVANT

	Article	Description
	A9J0000841	RINGHAAK RING HOOK RINGHAKEN CROCHET ANNEAU
	A9J0001062	FERRY HAAK;GEEN IMO4 FERRY HOOK;NON IMO4 FÄHRHAKEN;NICHT IMO4 CROCHET DE FERRY ; NON IMO4
	A9J0001196	VOORPLAAT>FIETSENVANGER FRONTPLATE>SIDE GUARD FRONTPLATTE>SEITENTEIL PLAQUE FRONTALE>GARDE LATÉRALE
	A9R0000078	CONTROL PANEL CONTROL PANEL CONTROL PANEL
	A9R0000082	DWARSBEUGEL>BEDIENINGSPANEEL CROSS BRACKET>CONTROL PANEL KREUZHALTER>BEDIENFELD TRAVERSE>PANNEAU DE COMMANDE
	M2S0027C	BEVESTIGINGSTEUN ZIJVERLICHTING TEGEN KAST RECHTS BRACKET FOR SIDE-LIGHTS FOR TOOLBOX RIGHT HALTERUNG FÜR SEITENLEUCHTEN FÜR WERKZEUGKASTEN RECHTS SUPPORT POUR FEUX LATÉRAUX POUR BOÎTE À OUTILS DROIT
	M2S0027C01	BEVESTIGING ZIJVERLICHTING TEGEN KAST LINKS BRACKET FOR SIDE-LIGHTS FOR TOOLBOX LEFT HALTERUNG FÜR SEITENLEUCHTEN FÜR WERKZEUGKASTEN LINKS SUPPORT POUR FEUX LATÉRAUX POUR BOÎTE À OUTILS GAUCHE

	Article	Description
	26BOC006	BOCHT 2" (INWENDIGE DRAAD) GILLAIN 2222 BEND 2" (INTERNALLY THREAD) GILLAIN 2222 BIEGE 2" (INNENGEWINDE) GILLAIN 2222 COUDE 2" (À FIL INTERNE) GILLAIN 2222
	26BOC007	BOCHT 2" (INWENDIG/UITWENDIG DRAAD) GILLAIN 2223 ; W1.4404 ELBOW 2" (INWARD/OUTWARD THREAD) GILLAIN 2223; W1.4404 BOGEN 2" (INNEN-/AUßENGEWINDE) GILLAIN 2223; W1.4404 COUDE 2 "(FIL INTERIEUR / EXTERIEUR) GILLAIN 2223; W1.4404
	26BOC026	BOCHT, DIN11852 BS BD, NW50, 90°, 1.4307 CURVE, DIN11852 BS BD, NW50, 90°, 1.4307 VERBIEGEN, DIN11852 BS BD, NW50, 90°, 1.4307 PLIER, DIN11852 BS BD, NW50, 90°, 1.4307
	26BOC031	BOCHT, DIN11852 BS BC, NW100, 90°, 1.4404 BEND, DIN11852 BS BC, NW100, 90°, 1.4404 BIEGE, DIN 11852 BS BC, NW100, 90°, 1.4404 BEND, DIN11852 BS BC, NW100, 90°, 1.4404
	2898L0035A	TIR MONTAGE OOG / STEUN TIR MOUNTING EYE/BRACKET TIR MONTAGEÖSE/AUFHÄNGUNG ORIFICE DE MONTAGE TIR / SUPPORT
	28A7R0000073	HOOGTE REGELAAR MONTAGEKLEP ROND DIAMETER 146MM HIGH CONTROLLER MOUNTING CLAMP AROUND DIAMTER 146MM HOHE KONTROLLEINSTELLKLEMME UM DURCHMESSER 146MM PINCE DE MONTAGE HAUT CONTROLEUR AUTOUR DE DIAMETRE 146MM
	28M5BS022A	DAKHAAK KLEM BOVENBOUW STAINLESS STEEL ROOF HOOK CLAMP UPPER STAINLESS STEEL DACHHAKENKLAMMER OBERE EDELSTAHL PINCE DE SERRAGE DE TOIT SUPERIEUR ACIER INOXYDABLE

	Article	Description
	35FLE024	LASFLENS 4K. ALU 80/100, GAT 4X14 STC 4K 106 WELDING FLANGE 4K. ALU 80/100, GAT 4X14 STC 4K 106 SCHWEIßENDE FLÄCHE 4K. ALU 80/100, GAT 4X14 STC 4K 106 BRIDE DE SOUDAGE 4K. ALU 80/100, GAT 4X14 STC 4K 106
	36BOC008	LASBOCHT 3" - 89 X 3 - 90° - ALUMINIUM WELDED ELBOW 3"- 89 X 3 - 90° - ALUMINIUM GESCHWEIßTER BOGEN 3"- 89 X 3 - 90° - ALUMINIUM COUDE SOUDÉ 3 " - 89 X 3 - 90 ° - ALUMINIUM
	36BOC009	LASBOCHT 2" - 60 X 3 - 90° - ALUMINIUM WELDED ELBOW 2"- 60 X 3 - 90° - ALUMINIUM GESCHWEIßTER BOGEN 2"- 60 X 3 - 90° - ALUMINIUM COUDE SOUDÉ 2 " - 60 X 3 - 90 ° - ALUMINIUM
	38M3L0028A	BEVESTIGING LOOPWEG ALUMINIUM CATWALK ATTACHMENT ALUMINIUM LAUFSTEG BEFESTIGUNG ALUMINIUM ATTACHE DE PASSERELLE EN ALUMINIUM
	38M3P0021A	MANCHON 1/2" - KOLLEKTOR KIPBULK COUPLING SLEEVE 1/2"- TANKER COLLECTOR KUPPLUNGENMUFFE 1/2"- TANKER KOLLEKTOR MANCHON RACCORD 1/2 " - COLLECTEUR DE CITERNES
	56DOP004	AFDICHTDOP RECHT - BUIS 100X100, D=3Å5MM (POLYTHYLEEN) SEAL CAP RIGHT - TUBE 100X100, D = 3Å5MM (POLYETHYLENE) VERSCHLUSSKAPPE RECHTS - SCHLAUCH 100X100, D = 3Å5MM (POLYETHYLENE) BOUCHON D'ETANCHEITE DROIT - TUBE 100X100, D = 3-5MM (POLYETHYLENE)
	56DOP006	AFDICHTDOP ROND - BUIS UITWENDIG 42MM (KUNSTSTOF) SEAL CAP ROUND - TUBE EXTERNAL 42MM (PLASTIC) VERSCHLUSSKAPPE RUND - SCHLAUCH EXTERN 42MM (KUNSTSTOFF) BOUCHON D'ETANCHEITE ROND - TUBE EXTERNE 42MM (PLASTIQUE)


	Article	Description
	56DOP017	AFDICHTDOP ROND ZWART VOOR BUIS DIAMETER 40 (KUNSTSTOF) SEALING CAP ROUND BLACK FOR TUBE DIAMETER 40 (PLASTIC) VERSCHLUSSKAPPE RUND SCHWARZ FÜR SCHLAUCH DURCHMESSER 40 (KUNSTSTOFF) BOUCHON D'ETANCHEITE ROND NOIR POUR DIAMÈTRE DE TUBE 40 (PLASTIQUE)
	56DOP019	INSTEKTOP ROND ZWART VOOR BUIS 42.4X3.25 INSERT CAP ROUND BLACK FOR TUBE 42.4X3.25 EINSATZKAPPE RUND SCHWARZ FÜR SCHLAUCH 42.4X3.25 INSERT COUVERCLE ROND NOIR POUR TUBE 42.4X3.25
	56DOP029	INSTEKTOP ROND ZWART VOOR BUIS 40X1.5/2.5 INSERT CAP ROUND BLACK FOR TUBE 40X1.5/2.5 EINSATZKAPPE RUND SCHWARZ FÜR SCHLAUCH 40X1.5/2.5 INSERT COUVERCLE ROND NOIR POUR TUBE 40X1.5 / 2.5
	56DOP036	INSTEKTOP ROND ZWART VOOR BUIS 28X1.5 INSERT CAP ROUND BLACK FOR TUBE 28X1.5 EINSATZKAPPE RUND SCHWARZ FÜR SCHLAUCH 28X1.5 INSERT COUVERCLE ROND NOIR POUR TUBE 28X1.5
	57GLG007	VERBINDINGSSLANG , DUCTING 89 ID X 305 LG EA CONNECTION HOSE, DUCTING 89 ID X 305 LG EA ANSCHLUSSSCHLAUCH, KANAL 89 ID X 305 LG EA TUYAU DE RACCORDEMENT, CONDUIT 89 ID X 305 LG EA
	59RXX005	RONDE RUBBER (DEURSTOP) DIAMETER =30 HOOGTE=18 DIAMETER AS=6 ROUND RUBBER (DOOR STOP) DIAMETER = 30 HEIGHT = 18 AXIS DIAMETER = 6 RUNDER GUMMI (TÜRSTOPPER) DURCHMESSER = 30 HÖHE = 18 ACHSEN-DURCHMESSER = 6 CAOUTCHOUC ROND (ARRÊT DE PORTE) DIAMÈTRE = 30 HAUTEUR = 18 AXE DIAMÈTRE = 6
	65CIL048	PNEUMATISCHE CILINDER DUBBELWERKEND (CILINDER =125) PNEUMATIC CYLINDER DOUBLE-WORKING (CYLINDER = 125) PNEUMATISCHER ZYLINDER DOPPELBETRIEB (ZYLINDER = 125) CYLINDRE PNEUMATIQUE DOUBLE FONCTIONNEMENT (CYLINDRE = 125)

	Article	Description
	67GRK055	<p>KIST RVS FINISCH MAT (AFMETINGEN: 1000X 500X 500 / 2 T-DROP SLOTEN + GASVEREN)</p> <p>BOX - STAINLESS STEEL FINISH MAT (DIMENSIONS: 1000X500X500)</p> <p>KASTEN - EDELSTAHL - FINISH - MATTE (ABMESSUNGEN: 1000X500X500)</p> <p>BOÎTE - TAPIS DE FINITION EN ACIER INOXYDABLE (DIMENSIONS: 1000X500X500)</p>
	67GRK057	<p>KIST RVS HOOGGLANS 700X500X500 (2X T-DROP SLOT INCLUSIEF GASVEREN)</p> <p>STORAGE BOX RVS HIGH GLOSS 700X500X500 (2X T-DROP LOCK INCLUDING GAS SPRINGS)</p> <p>LAGERBOX RVS HIGH GLOSS 700X500X500 (2-FACH TROPFENSCHLOSS MIT GASFEDERN)</p> <p>COFFRE DE RANGEMENT RVS HIGH GLOSS 700X500X500 (2X T-DROP LOCK INCLUANT LES RESSORTS À GAZ)</p>
	67GRK058	<p>KIST RVS HOOGGLANS; 1000X500X500 (2 T-DROPSLOTEN + 2 GASVEREN)</p> <p>CASE STAINLESS STEEL GLOSS; 1000X500X500 (2 T-DROP LOCKS + 2 GAS SPRINGS)</p> <p>GEHÄUSE EDEL STAHL GLANZ; 1000X500X500 (2 T-DROP SCHLÖSSER + 2 GASFEDERN)</p> <p>ÉTUI EN ACIER INOXYDABLE BRILLANT; 1000X500X500 (2 SERRURES DE T-DROP + 2 RESSORTS DE GAZ)</p>
	67GRK090	<p>RVS T-DROP SLOT</p> <p>STEENLESS STEEL T-DROP LOCK</p> <p>RVS T-DROP SLOT</p>
	67HGR003	<p>HANDGREEP, PUR, 230 X 170</p> <p>HAND GRIP, PUR, 230 X 170</p> <p>HANDGRIFF, PUR, 230 X 170</p> <p>POIGNEE A MAIN, PUR, 230 X 170</p>
	67MKB028	<p>HOUDER VOOR MARKERINGSBORD / PLAAT-ALUMINIUM</p> <p>HOLDER FOR MARKING SIGN / PLATE ALUMINIUM</p> <p>HALTERUNG FÜR KENNZEICHNUNGS-SCHILD-/PLATTE ALUMINIUM</p> <p>SUPPORT DE SIGNE DE MARQUAGE / PLAQUE ALUMINIUM</p>
	73FVL009	<p>POMPFILTER, PF 80/1A HAAR</p> <p>PUMP FILTER, PF 80 / 1A HAIR</p> <p>PUMPENFILTER PF 80 / 1A HAAR</p> <p>FILTRE DE POMPE, PF 80 / 1A CHEVEUX</p>

	Article	Description
	73SHO014	PNEUMATISCHE SLANGHASPELREM PNEUMATIC HOSE REEL BRAKE PNEUMATISCHE SCHLAUCHHASPEL BREMSE SCHLAUCHHASPEL PNEUMATIQUES BREMA
	81ITG004	GLASWOL ISOVER PSI A1 D=50 EENZIJDE ALUMINIUM FOLIE GLASS WOOL ISOVER PSI A1 D=50 ONE-SIDED ALUMINIUM FOIL GLASWOLLE ISOVER PSI A1 D=50 EINSEITIG ALUMINIUM FOLIE LAINE DE VERRE ISOVER PSI A1 D = 50 FEUILLE D'ALUMINIUM À UNE FACE
	84DIV015	HINGE POINT M-16X1.5 FOR BOOTS HINGE POINT M-16X 1.5 FOR BOOTS SCHARNIERPUNKT M-16X 1,5 FÜR STIEFEL POINT CHARNIÈRE M-16X 1,5 POUR BOTTES
	84DIV020	HINGE POINT 3/4 SAE R-16X1.5X1 HINGE POINT 3/4 SAE R-16X1.5X1 HUNG PUNKT 3/4 SAE R-16X 1,5 X1 HUNG POINT 3/4 SAE R-16X 1,5 X1
	84GSV001	GASVEER L=500 (UIT) KOERS=200 F= 250 N GAS SPRING L=500 (OUTPUT) RATE =200 F= 250 N GASFEDER L=500 (OUTPUT) RATE =200 F= 250 N RESSORT GAZ L = 500 (SORTIE) TAUX = 200 F = 250 N
	84GSV002	GASVEER L=500 (UIT) KOERS=200 F= 500 N (MET OOG EN ANDERE KANT RECHT KOGELGEWRIGHT.) GAS SPRING L=500 (OUTPUT) RATE =200 F= 500 N (WITH EYE AND OTHER SIDE RIGHT BALL JOINT) GASFEDER L=500 (OUTPUT) RATE =200 F= 500 N (MIT ÖSE UND AUF ANDERER SEITE RECHTS KUGELGELENK) RESSORT DE GAZ L = 500 (SORTIE) VITESSE = 200 F = 500 N (AVEC OEILLET ET JOINT A ROTULE)
	84GSV003	GASVEER L=500 (UIT) KOERS=200 F= 700 N (MET OOG EN ANDERE ZIJDE RECHT KOGELGEWRIGHT) GAS SPRING L = 500 (OFF) COURSE = 200 F = 700 N (WITH EYE AND OTHER SIDE STRAIGHT BALL JOINT) GASFEDER L = 500 (AUS) KURS = 200 F = 700 N (MIT ÖSE UND ANDERER SEITEN GERADER KUGELGELENK) RESSORT DE GAZ L = 500 (OFF) COURSE = 200 F = 700 N (AVEC L'OEIL ET L'AUTRE JOINT DE BOULE DROITE DE CÔTÉ)

	Article	Description
	84GSV006	<p>GASVEER L=520 (UIT) KOERS=200 F= 500 N (INCL. VOOR EN ACHTER KOGELGEWRICHT)</p> <p>GAS SPRING L=520 (OUTPUT) RATE =200 F= 500 N (INCL. FRONT AND BACK BALL JOINT)</p> <p>GASFEDER L=520 (OUTPUT) RATE =200 F= 500 N (INKL. KUGELGELENK VORNE UND HINTEN)</p> <p>RESSORT DE GAZ L = 520 (SORTIE) VITESSE = 200 F = 500 N (Y COMPRIS JOINT A ROTULE AVANT ET ARRIERE)</p>
	84GSV007	<p>GASVEER L=520 (UIT) KOERS=200 F= 700 N (INCL. VOOR EN ACHTER KOGELGEWRICHT)</p> <p>GAS SPRING L=520 (OUTPUT) RATE =200 F= 700 N (INCL. FRONT AND BACK BALL JOINT)</p> <p>GASFEDER L=520 (OUTPUT) RATE =200 F= 700 N (INKL. KUGELGELENK VORNE UND HINTEN)</p> <p>RESSORT DE GAZ L = 520 (SORTIE) TAUX = 200 F = 700 N (Y COMPRIS JOINT A ROTULE AVANT ET ARRIERE)</p>
	84GSV035	<p>GASVEER L=275 (UIT) KOERS=100 F= 400 N - BEIDE ZIJDEN KOGELGEWRICHT</p> <p>GAS SPRING L=275 (OUTPUT) RATE =100 F=400N - BOTH SIDES BALL JOINT</p> <p>GASFEDER L=275 (OUTPUT) RATE =100 F=400N - BEIDSEITIGES KUGELGELENK</p> <p>RESSORT GAZ L = 275 (SORTIE) TAUX = 100 F =400N - JOINT À ROTULE DES DEUX CÔTÉS</p>
	84GSV041	<p>GASVEER L=391 (UIT) KOERS=150 F= 500 N</p> <p>GAS SPRING L=391 (OUTPUT) RATE =150 F= 500 N</p> <p>GASFEDER L=391 (OUTPUT) RATE =150 F= 500 N</p> <p>RESSORT GAZ L = 391 (SORTIE) TAUX = 150 F = 500 N</p>
	84SLO008	<p>SLOT VIERKANT KLEIN MODEL (INOX / 100X19)</p> <p>LOCK SQUARE SMALL MODEL (STAINLESS STEEL / 100X19)</p> <p>SCHLOSS QUADRATISCH KLEINES MODELL (EDELSTAHL / 100X19)</p> <p>CADENAS DE SURETE PETIT MODÈLE (ACIER INOXYDABLE / 100X19)</p>
	84SLO014	<p>SLOT, VIERKANT, KLEIN MODEL, INOX, 100X19 (STEEK GATEN=80 MM LINKSE UITVOERING)</p> <p>LOCK, SQUARE, SMALL MODEL, INOX, 100X19 (INSERT HOLES = 80 MM LEFT-HAND VERSION)</p> <p>SCHLOSS, QUADRATISCH, KLEINMODELL, INOX, 100X19 (EINLEGE BOHRUNGEN = 80 MM LINKS-HAND-AUSFÜHRUNG)</p> <p>SERRURE, CARRÉ, PETIT MODÈLE, INOX, 100X19 (INSERT HOLES = 80 MM VERSION GAUCHE)</p>
	84SLU141	<p>MOTORKAPHAAK SET, GROOT, COMPLEET</p> <p>BONNET HOOK SET, LARGE, COMPLETE</p> <p>BONNET HOOK SET, GROß, KOMPLETT</p> <p>ENSEMBLE CROCHET DE BONNET, GRAND, COMPLET</p>

	Article	Description
	84SLU150	<p>DEURSLOT MET SLEUTEL, RVS, INBOUW (DIEPTE INSTELBAAR H20-H52)</p> <p>DOOR LOCK WITH KEY, STAINLESS STEEL, BUILT-IN (ADJUSTABLE DEPTH H20-H52)</p> <p>TÜRSCHLOSS MIT SCHLÜSSEL, EDELSTAHL, EINGEBAUT (ANPASSBARE TIEFE H20-H52)</p> <p>VERROU DE PORTE AVEC CLÉ EN ACIER INOXYDABLE INTÉGRÉ (PROFONDEUR AJUSTABLE H20-H52)</p>
	84SLU193	<p>SLOT RVS - TYPE (H=54, L=45)</p> <p>LOCK STAINLESS STEEL-TYPE (H = 54, L = 45)</p> <p>SCHLOSS EDELSTAHL-TYP (H = 54, L = 45)</p> <p>SERRURE EN ACIER INOXYDABLE-TYPE (H = 54, L = 45)</p>
	91CLA045	<p>PIJPHOUDER NW 40, DIN, RVS, MET DRAADAS M10</p> <p>PIPE HOLDER NW 40, DIN, STAINLESS STEEL, WITH WIRES M10</p> <p>ROHRHALTER NW 40, DIN, EDELSTAHL, MIT DRÄHTEN M10</p> <p>PORTE-PIPE NW 40, DIN, ACIER INOX, AVEC FILS M10</p>
	91MKR002	<p>KNEVELMOER RVS - M20 - 1 ARM</p> <p>TOGGLE NUT STAINLESS STEEL - M20 - 1 ARM</p> <p>SCHALTER MUTTER EDELSTAHL - M20 - 1 ARM</p> <p>ECROU A BASCULE EN ACIER INOXYDABLE - M20 - 1 BRAS</p>
	91MKR006	<p>KNEVEL RVS 1.4301/MS - M20 - 2 ARMEN - KLEIN</p> <p>TOGGLE STAINLESS STEEL 1.4301/MS - M20 - 2 ARMS - SMALL</p> <p>SCHALTER EDELSTAHL 1.4301/MS - M20 - 2 ARME - KLEIN</p> <p>INTERRUPTEUR A BASCULE ACIER INOXYDABLE 1.4301 / MS - M20 - 2 BRAS - PETIT</p>
	A2L0005046	<p>BEVESTIGINGSBEUGEL - 1 X DIA 160 MM</p> <p>BRACKET - 1 X DIAMETER 160 MM</p> <p>HALTERUNG - 1 X DURCHMESSER 160 MM</p> <p>SUPPORT - 1 X DIAMÈTRE 160 MM</p>
	A2R0000258	<p>STEUN VOOR LUCHTFILTER</p> <p>SUPPORT FOR AIR FILTER</p> <p>UNTERSTÜTZUNG FÜR LUFTFILTER</p> <p>SUPPORT POUR FILTRE A AIR</p>

	Article	Description
	A4R0000065	MONTAGEPLAAT VERDEELBLOK
	A7I0000131	BEVESTIGINGSBALK KIST CHEST CONFIRMATION BAR KISTE BESTATIGUNGSLEISTE BARRE DE CONFIRMATION DE LA BOITE








## SLANG BUIS & BEUGEL ONDERDELEN

	Article	Description
	28M3JS004A	EINDSTUK SLANGKOKER 2 X D160 ZONDER DEUR S.S. HOSE TUBE END PIECE 2 X D160 WITHOUT DOOR SCHLAUCH ENDSTÜCK 2 X D160 OHNE TÜR TUBE D'EXTRÉMITÉ 2 X D160 SANS PORTE
	54PES005	SLANGKOKER ZWART PE - 200 X 4,9 X 6000 HOSE TUBE BLACK PE - 200 X 4.9 X 6000 SCHLAUCH SCHWARZ PE - 200 X 4.9 X 6000 TUYAU NOIR PE - 200 X 4,9 X 6000
	54PES006	BUIS PE SLANGKOKER (ZWARTE POLYETHYLEEN) - 200 X 4,9 X 5200 TUBE PE HOSE TUBE (BLACK POLYETHYLENE) - 200 X 4.9 X 5200 SCHLAUCH PE SCHLAUCH (SCHWARZES POLYETHYLENE) - 200 X 4.9 X 5200 TUBE PE (POLYÉTHYLÈNE NOIRE) - 200 X 4,9 X 5200
	54PES007	SLANGKOKER BUIS PE - 160 X 3,9 X 2400 HOSE TUBE, TUBE PE - 160 X 3.9 X 2400 SCHLAUCH, SCHLAUCH PE - 160 X 3.9 X 2400 TUBE PE - 160 X 3,9 X 2400
	54PES020	SLANGKOKER PE - 160 X 3,9 X 6200 HOSE TUBE PE - 160 X 3.9 X 6200 SCHLAUCH PE - 160 X 3.9 X 6200 TUBE PE - 160 X 3,9 X 6200
	54PES022	BUIS PE SLANGKOKER (ZWARTE POLYETHYLEEN) - 160 X 3,9 X 10000
	54PES025	SLANGKOKER BUIS PE DIA160x4x6200 HOSETUBE HOLDER PE DIA160x4x6200 SCHLAUCHHALTERROHR PE DIA160x4x6200 PORTE TUYAU TUYAU PE DIA160x4x6200

## SLANG BUIS & BEUGEL ONDERDELEN

	Article	Description
	54PES026	SLANGKOKER BUIS PE DIA200x4x6200 HOSETUBE HOLDER PE DIA200x4x6200 SCHLAUCHHALTERROHR PE DIA200x4x6200 PORTE TUYAU TUYAU PE DIA200x4x6200
	56DOP054	EINDSTUK PE - EINDDOP VOOR SLANGKOKER D200 END PIECE PE - END CAP FOR HOSE TUBE D200 ENDSTÜCK PE - ABSCHLUSSKAPPE FÜR SCHLAUCH D200 PIÈCE D'EXTRÉMITÉ PE - BOUCHON D'EXTRÉMITÉ POUR TUYAU D200
	56DOP056	EINDSTUK PE - EINDDOP VOOR SLANGKOKER D160 END PIECE PE - END CAP FOR HOSE TUBE D160 ENDSTÜCK PE - ABSCHLUSSKAPPE FÜR SCHLAUCH D160 PIÈCE D'EXTRÉMITÉ PE - BOUCHON D'EXTRÉMITÉ POUR TUYAU D160
	91BEU002	BEUGEL DRM 3" - DIAMETER 12 BRACKET DRM 3" - DIAMETER 12 HALTERUNG DRM 3" - DURCHMESSER 12 SUPPORT DRM 3" - DIAMÈTRE 12
	91BEU003	BEUGEL DRM 2" - DIAMETER 10 BRACKET DRM 2" - DIA10 HALTERUNG DRM 2" - DIA10 SUPPORT DRM 2" - DIA10
	91BEU016	BEUGEL RVS, DIAMETER 200, M8 B=216 H=248 BRACKET STAINLESS STEEL, DIAMETER 200, M8 B = 216 H = 248 HALTERUNG EDELSTAHL, DURCHMESSER 200, M8 B = 216 H = 248 SUPPORT ACIER INOX, DIAMÈTRE 200, M8 B = 216 H = 248
	91BEU017	BEUGEL RVS DIA. 160 BRACKET STAINLESS STEEL DIA. 160 HALTERUNG EDELSTAHL DURCHM. 160 SUPPORT EN ACIER INOXYDABLE DIA. 160








## SLANG BUIS & BEUGEL ONDERDELEN

	Article	Description
	A0J0000156	SLANGKOKER BEVESTIGINGSPLAAT VOOR AAN STEUNPOTEN (ALU) ATTACHMENT PLATE BRACKET LEGS BEFESTIGUNGSPLATTE HALTERUNGSBEINE PIEDS DE SUPPORT DE PLAQUE DE FIXATION
	A0J0000272	DRAADBEUGEL-SS;DIA8;2XDIA160 THREAD SPANNER-SS;DIA8;2XDIA160 GEWINDESCHLÜSSEL-SS;DIA8;2XDIA160 CLÉ À FILETS-SS;DIA8;2XDIA160
	A0J0000290	DRAADSPANNER-SS;DIA8;2XDIA200 THREAD SPANNER-SS;DIA8;2XDIA200 GEWINDESCHLÜSSEL-SS;DIA8;2XDIA200 CLE À FILETAGE-SS;DIA8;2XDIA200
	A0J0001224	SLANGKOKER BEUGEL-RVS;2xDIA160 HOSETUBE SUPPORT-SS[HGL];2xDIA160 SCHLAUCH HALTERUNG-EDELSTAHL;2 X DIA160 SUPPORT DE SUPPORT-INOX;2xDIA160
	A0J0001226	SLANGKOKER BEUGEL-RVS;2xDIA160;MONTAGE DEEL HOSETUBE SUPPORT-SS[HGL];2xDIA160;MOUNTING PART SCHLAUCH HALTERUNG-EDELSTAHL;2 X DIA160 - BEHÄLTERTEIL SUPPORT DE SUPPORT-INOX;2xDIA160>PORTE-TUYAU
	A0J0001228	SLANGKOKER BEUGEL-RVS;DIA160 HOSETUBE SUPPORT-SS[HGL];DIA160 SCHLAUCH HALTERUNG-EDELSTAHL;DIA160 SUPPORT DE SUPPORT-INOX;DIA160
	A0J0001230	SLANGKOKER BEUGEL-RVS;1xDIA160;MONTAGE DEEL HOSETUBE SUPPORT-SS;1xDIA160;MOUNTING PART SCHLAUCH HALTERUNG-EDELSTAHL;1 X DIA160 - BEHÄLTERTEIL SUPPORT DE SUPPORT-INOX;1xDIA160>PORTE-TUYAU



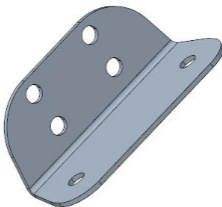


## SLANG BUIS & BEUGEL ONDERDELEN

	Article	Description
	A0J0001232	SLANGKOKER BEUGEL-RVS;2xDIA200 HOSETUBE SUPPORT-SS;2xDIA200 SCHLAUCH HALTERUNG-EDELSTAHL;2 X DIA200 SUPPORT DE SUPPORT-INOX;2xDIA200
	A0J0001234	SLANGKOKER BEUGEL-RVS;2xDIA200;MONTAGE DEEL HOSETUBE SUPPORT-SS;2xDIA200;MOUNTING PART SCHLAUCH HALTERUNG-EDELSTAHL;2 X DIA200 - BEHÄLTERTEIL SUPPORT DE SUPPORT-INOX;2xDIA200>PORTE-TUYAU
	A0J0001236	PONSPLAAT-RVS[1.4301;HGL];T1.5 SLANGKOKER STEUN;DIA200 PUNCH.PLATE-SS[1.4301;HGL];T1.5HOSETUBE SUPPORT;DIA200 Lochplatte-SS[1.4301;HGL];T1.5Schlauchhalterung;Durchmesser 200 PLAQUE DE POINÇON-SS[1.4301;HGL];T1.5SUPPORT DE TUBE TUYAU;DIA200
	A0J0001238	SLANGKOKER BEUGEL-RVS;DIA200;MONTAGE DEEL HOSETUBE SUPPORT-SS;DIA200;MOUNTING PART SCHLAUCH HALTERUNG-EDELSTAHL;DIA200 - BEHÄLTERTEIL SUPPORT DE SUPPORT-INOX;DIA200>PORTE-TUYAU
	A2J0001917	SLANGKOKER EINDKAP 160MM MET TIR OOG HOSE TUBE ENDCAP - 160MM WITH TIR EYE SCHLAUCH TUBE ENDCAP - 160MM MIT TIR AUGEN TUYAU FLEXIBLE ENDCAP - 160MM AVEC OEIL TIR
	A2L0005037	HOSE TUBE HOLDER - 1 X DIA 160 MM - ALU HOSE TUBE HOLDER - 1 X DIAMETER 160 MM SCHLAUCHHALTER - 1 X DURCHMESSER 160 MM PORTE TUYAU - 1 X DIAMÈTRE 160 MM
	A3J0000338	EINDSTUK SLANGKOKER 1 X DIAMETERMATER 160 MET DEUR RVS HOOGGLANS (ENKEL) END PIECE HOSE TUBE 1 X DIAMETER 160 WITH DOOR (SINGLE) ENDSTÜCK SCHLAUCH 1 X DURCHMESSER 160 MIT TÜR (EINZEL) TUYAU D'EXTRÉMITÉ 1 X DIAMÈTRE 160 AVEC PORTE (SIMPLE)

## SLANG BUIS & BEUGEL ONDERDELEN

	Article	Description
	A3J0000339	EINDSTUK SLANGKOKER 1 X DIAMETER 200 MET DEUR RVS HOOGGLANS END PIECE HOSE TUBE 1 X DIAMETER 200 WITH DOOR ENDSTÜCK SCHLAUCH 1 X DURCHMESSER 200 MIT TÜR TUYAU D'EXTRÉMITÉ 1 X DIAMÈTRE 200 AVEC PORTE
	A3J0000427	EINDSTUK SLANGKOKER 2 X D160 MET DEUR RECHTS RVS HOOGGLANS END PIECE HOSE TUBE 2 X D160 WITH DOOR RIGHT ENDSTÜCK SCHLAUCH 2 X D160 MIT TÜR RECHTS TUYAU D'EXTRÉMITÉ 2 X D160 AVEC DROITE
	A3J0001223	EINDSTUK SLANGKOKER 1X DIAMETER 200 (ZONDER DEUR) - RVS HOOGGLANS END PIECE HOSE TUBE 1XD200 (WITHOUT DOOR) ENDSTÜCK SCHLAUCH 1XD200 (OHNE TÜR) TUYAU D'EXTRÉMITÉ 1XD200 (SANS PORTE)
	A700000144	EINDSTUK SLANGKOKER 1X DIAMETER 160 (ZONDER DEUR) - RVS HOOGGLANS END PIECE HOSE TUBE 1X DIAMETER 160 (WITHOUT DOOR) ENDSTÜCK SCHLAUCH 1X DURCHMESSER 160 (OHNE TÜR) TUYAU D'EXTRÉMITÉ 1X DIAMÈTRE 160 (SANS PORTE)
	A7J0000305	
	A7J0000579	
	A7J0000635	

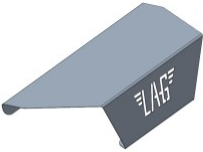

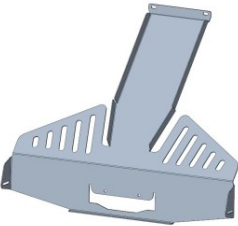


## SLANG BUIS & BEUGEL ONDERDELEN

	Article	Description
	A7J000738	
	A7J0001103	PLAAT SLANGKOKER PLATE HOSETUBES PLATTENSCHLAUCHROHRE TUBES À PLAQUE
	A7J0001546	MONTAGEPLAAT SLANGKOKERBEUGEL HOSE TUBE BRACKET MOUNTING PLATE MONTAGEPLATTE DER SCHLAUCHHÜSENHALTERUNG PLAQUE DE MONTAGE DU SUPPORT DE MANCHON DE TUYAU
	A7J0003572	BEVESTIGING>SLANGKOKER MOUNT>HOSETUBEHOLDER MONTAGE>SCHLAUCHROHRHALTER MONTAGE>PORTE-TUYAU
	A7J0003590	SLANGBUISHOUDER EINDE-RVS;4xDIA200 HOSETUBEHOLDER END-STAINLESS STEEL;4xDIA200 SCHLAUCHROHRHALTERENDE EDELSTAHL;4xDIA200 EXTRÉMITÉ DE SUPPORT DE TUBE DE TUYAU - ACIER INOXYDABLE; 4xDIA 200
	A7J0003607	SLANGKOKERHOUDER-ROESTVRIJ STAAL;5xDIA160 HOSE TUBE HOLDER-STAINLESS STEEL;5xDIA160 SCHLAUCHROHRHALTER-EDELSTAHL;5xDIA160 SUPPORT DE TUBE DE TUYAU-ACIER INOXYDABLE;5xDIA160
	A7J0003668	SLANGKOKERHOUDER-RVS 4xDIA200 HOSE TUBE HOLDER-STAINLESS STEEL;4xDIA160 SCHLAUCHROHRHALTER-EDELSTAHL;4xDIA160 SUPPORT DE TUBE DE TUYAU - ACIER INOXYDABLE; 4xDIA160

## SLANG BUIS & BEUGEL ONDERDELEN

	Article	Description
	A7J0003757	stort goot LEAKING PLATE undichtes blech plaque de fuite
	A7J0003774	BEVESTIGING>SLANGBUISHOUDER; DIA 160 MOUNT>HOSE TUBE HOLDER;DIA 160 HALTERUNG>SCHLAUCHROHRHALTER; DURCHMESSER 160 MONTAGE>PORTE-TUBE DE TUYAU;DIA 160
	A7J0003776	STEUN>SLANGBUIS SUPPORT>HOSE TUBES UNTERSTÜTZUNG>SCHLAUCHROHRE SUPPORT>TUBES FLEXIBLES
	A7J0003815	LEK PLAAT LEAKINGPLATE LECKENDE PLATTE PLAQUE DE FUITE
	A7J0003837	LEKPLAAT SPILLBOX SPILLBOX BOÎTE DE DÉVERSEMENT
	A7J0003838	SLANGKOKER HOUDER-RVS;2xDIA160[BUITEN] HOSETUBEHOLDER-SS;2xDIA160[OUTER] SCHLAUCHROHRHALTER-SS;2xDIA160[AUSSEN] PORTE-TUYAU-SS;2xDIA160[EXTÉRIEUR]
	A7J0003928	AFDEKPLAAT LEKBAK COVER SPILLBOX ABDECKUNG DES AUSLAUFKASTEN COUVERCLE SILLBOX

## SLANG BUIS & BEUGEL ONDERDELEN

	Article	Description
	A7J0003930	AFDEKPLAAT LEKBAK COVER SPILLBOX ABDECKUNG DES AUSLAUFKASTEN COUVERCLE SILLBOX
	A7J0004122	BEVESTIGING>SLANGBUISHOUDER;DIA 160 MOUNT>HOSE TUBE HOLDER;DIA 160 HALTER>SCHLAUCHROHRHALTER; DURCHMESSER 160 MONTAGE>PORTE-TUBE DE TUYAU;DIA 160
	A7J0004494	LEK PLAAT LEAKING PLATE UNDICHTE PLATTE PLAQUE FUIITE
	A9J0001187	LEKBAK;1xAFVOER>SLANGKOKERS SPILLBOX;1xDRAIN>HOSETUBES SPILLBOX;1xDRAIN FÜRHOSETUBES BOÎTE DE DÉVERSEMENT;1xDRAIN POUR HOSETUBES
	A9J0001551	LEKBAK;1xAFVOER>SLANGKOKERS SPILLBOX;1xDRAIN>HOSETUBES SPILLBOX;1xDRAIN FÜRHOSETUBES BOÎTE DE DÉVERSEMENT;1xDRAIN POUR HOSETUBES


## LEUNING / LADDER / LOOPBAAN

	Article	Description
	2895LS003A01	KLAPRELING VOORSTE STIJL SLAP RAILING FRONT STYLE SLAP GELÄNDER FRONT STYLE STYLE AVANT DE BALUSTRADE DE GIFLE
	28A3L0000020	BEVESTIGING OOR KLAPRELING VARIA MOUNTING EAR VARIA FOLDING RAIL BEFESTIGUNGSÖSE VARIA FALTSCHIENE OEILLET DE MONTAGE VARIA RAIL PLIABLE
	28A3L0001213	LADDER 2525 TANK-BULK RVS LADDER STAINLESS STEEL 2525 TANK-BULK LEITER EDELSTAHL 2525 TANK-BULK ÉCHELLE EN ACIER INOXYDABLE 2525 CITERNE VRAC
	28A9L0000004	LADDER RVS 2495 BREED MODEL HOOGGLANS LADDER STAINLESS STEEL 2495 WIDE MODEL HIGH GLOSS LEITER ROSTFREIER STAHL 2495 WIDE MODELL HIGH GLOSS ÉCHELLE ACIER INOXYDABLE 2495 WIDE MODÈLE HAUTE BRILLANCE
	28M0L0016A	LOSSE TREDE VOOR TRAP LADDER LOOSE STEP FOR STAIR LADDER LOSER SCHRITT FÜR TREPPEN LEITER ÉTAPE LIBRE POUR L'ÉCHELLE D'ESCALIER
	28M0L0072B	VANGSTUK KLAPRELING FOLDING RAIL RECEIVER FALTSCHIENE RECEIVER RECEPTEUR DE RAIL PLIABLE
	28M0LS017B	VERBINDINGSSTUK LADDER EN KLAPRELING CONNECTING PIECE LADDER AND FOLDABLE RAILING ANSCHLUSSSTÜCK LEITER UND SCHLAG GELÄNDER ÉCHELLE DE PIÈCE DE RACCORDEMENT ET BALUSTRADE DE CLAQUE




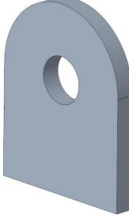



# LEUNING / LADDER / LOOPBAAN

	Article	Description
	28M2L0434A	BEDIENING KLAPRELING SLUITING LADDER FOLDING RAIL CLOSURE LADDER CONTROL FALTSCHIENE VERSCHLUSS LEITER KONTROLLE COMMANDE D'ÉCHELLE DE FERMETURE DE RAIL PLIABLE
	38A3L0000947	BEVESTIGING BUISVANGER KLAPRELING TUBE RECEIVER ATTACHMENT FOLDING RAIL ROHREMPFÄNGER BEFESTIGUNG FALTSCHIENE RAIL PLIANT DE FIXATION DE RÉCEPTEUR DE TUBE
	38M6L0087B	SCHARNIER EXTRUSIEPROFIEL KLAPRELING GEN.2003 EXTRUSION PROFILE FOLDING RAIL HINGE (GENERATION 2003) EXTRUSIONSPROFIL FALTSCHIENE SCHARNIER (GENERATION 2003) PROFIL D'EXTRUSION CHARNIÈRE DE RAIL PLIANTE (GENERATION 2003)
	53RNX022	BUISVANGER VOOR BUIS D32 (EPDM) TUBE RECEIVER FOR TUBE D32 (EPDM) SCHLAUCHEMPFÄNGER FÜR SCHLAUCH D32 (EPDM) TUBE RECEVEUR POUR TUBE D32 (EPDM)
	58A3L0000719	GLIJLAGER VOETSCHARNIER STIJL KLAPRELING SLIDE BEARING FOOT HINGE FOLDING RAIL STYLE GLEITLAGER FUßSCHARNIER FALTSCHIENE STIL PALIER GLISSANT CHARNIERE DE PIED RAIL PLIABLE
	67LAD005	UITTREKBARE LADDER 2 TREDEN, LENGTE =670, BREEDTE=375MM EXTENDABLE LADDER 2 STEPS, LENGTH = 670, WIDTH = 375MM TELESKOPELEITER 2 STUFEN, LÄNGE = 670, BREITE = 375MM ÉCHELLE EXTENSIBLE 2 PALIERS, LONGUEUR = 670, LARGEUR = 375 MM
	67LAD022	ALUMINIUM SCHUIFLADDER 2X2000; UITGESCH.=3250 NIVOO BREEDTE 330MM ALUMINIUM SLIDING LADDER 2X2000; EXTENDABLE =3500 LEVEL WIDTH 330MM ALUMINIUM SCHIEBELEITER 2X2000; AUSFAHRBAR =3500 LEVEL BREITE 330MM "ÉCHELLE COULISSANTE EN ALUMINIUM 2X2000, EXTENSIBLE = 3500 LARGEUR 330MM"



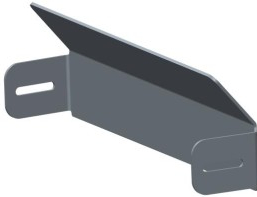


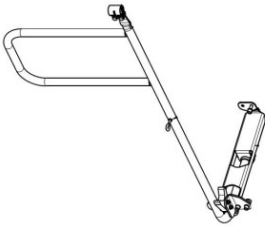
# LEUNING / LADDER / LOOPBAAN

	Article	Description
	67LRT001	LOOPROOSTER H=65,B=300,L=6000 ALMG3 CATWALK GRATE (HEIGHT 65, WIDTH 300, LENGTH 6000) ALMG3 LAUFSTEG GITTER (HÖHE 65, BREITE 300, LÄNGE 6000) ALMG3 GRILLE DE PASSERELLE (HAUTEUR 65, LARGEUR 300, LONGUEUR 6000) ALMG3
	67LRT004	LOOPROOSTER HOOGTE=65, BREEDTE=400, LENGTE=6000 ALMG3 CATWALK GRATE (HEIGHT 65, WIDTH 400, LENGTH 6000) ALMG3 LAUFSTEG GITTER (HÖHE 65, BREITE 400, LÄNGE 6000) ALMG3 GRILLE DE PASSERELLE (HAUTEUR 65, LARGEUR 400, LONGUEUR 6000) ALMG3
	67LRT007	RAUTENOLIVEN M.ANSENK BEVESTIGING VOOR LOOPROOSTER (PVC / M8) RAUTENOLIVEN M.ANSENK ATTACHMENT FOR CATWALK GRATE (PVC / M8) RAUTENOLIVEN M. ANSENK BEFESTIGUNG FÜR LAUFSTEG GITTER (PVC / M8) M.ANSENK FIXATION POUR GRILLE PASSERELLE (PVC / M8) ROUGE VERT
	67LRT019	MONTAGEBEUGEL VOOR LOOPROOSTER ALU MOUNTING BRACKET FOR WALKWAY ALU MONTAGEHALTER FÜR GEHWEG ALU SUPPORT DE MONTAGE POUR PASSERELLE ALU
	67LRT020	SCHUIFRAILING VOOR OPSTAP, ROESTVRIJSTAAL LENGTE 920mm SLIDE RAILING, STAINLESS STEEL LENGTH 920 SCHIEBEGELÄNDER, EDELSTAHL LÄNGE 920 RAMPE COULISSANTE EN ACIER INOXYDABLE LONGUEUR 920
	67LRT023	LOOPROOSTER (H=65/121, B=400, L=6000, ALMG3) - MIT RANDLÖCHER CATWALK GRATE (H = 65/121, B = 400, L = 6000, ALMG3) - WITH RANDLÖCHER LAUFSTEG GITTER (H = 65/121, B = 400, L = 6000, ALMG3) - MIT RANDLÖCHERN GRILLE DE PASSERELLE (H = 65/121, B = 400, L = 6000, ALMG3) - AVEC RANDLÖCHER
	84SLU118	KLEPSLUITING (LENGTE 78 - BREEDTE 20) IN RVS / MOER M12 VALVE CLOSURE (LENGTH 78-WIDTH 20) IN STAINLESS STEEL/NUT M12 VENTILVERSCHLUSS (LÄNGE 78-BREITE 20) AUS ROSTFREIEM STAHL/MUTTER M12 FERMETURE DE VANNE (LONGUEUR 78-LARGEUR 20) EN ACIER INOX/ÉCROU M12

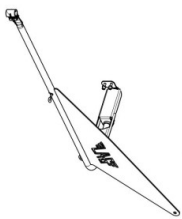
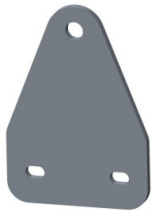





## LEUNING / LADDER / LOOPBAAN

	Article	Description
	A0J0000586	MONTAGEPLAAT>BOUTKAM;2xM8MONTAGEPLAAT>BOUTKAM;2xM8 MOUNTINGPLATE>BOLT COMB;2xM8 MONTAGEPLATTE>BOLZENKAMM;2xM8 PLAQUE DE MONTAGE>PEIGNE À BOULONS;2xM8PLAQUE DE MONTAGE>PEIGNE À BOULONS;2xM8
	A0L0000176	STIJL KLAPRELING RECHTS VOORSTIJL RVS L=1070 PILLAR FOLDING RAIL RIGHT FRONT PILLAR STAINLESS STEEL L=1070 SÄULE FALTSCHIENE RECHTS FRONTSÄULE EDELSTAHL L=1070 PILIER RAIL PLIABLE AVANT DROIT ACIER INOXYDABLE L = 1070
	A0L0000177	KLAPRELING ACHTERSTIJL L=1070 FOLDING RAIL REAR PILLAR L=1070 FALTSCHIENE HECKBALKEN L=1070 PILIER RAIL PLIABLE ARRIERE ACIER INOXYDABLE L = 1070
	A0L0000342	LADDERSCHOOR LINKS LADDER STRUT LEFT LEITERSTREBE LINKS SUPPORT ÉCHELLE GAUCHE
	A0L0000343	VOUWLADDER-SS-L1150XW387 FOLDING LADDER-SS-L1150XW387 KLAPPLEITER-SS-L1150XW387 ÉCHELLE PLIANTE-SS-L1150XW387
	A0L0000478	TREKSTANG-SS;L1950 PULLING ROD-SS;L1950 ZUGSTANGE-SS;L1950 TIGE DE TIRAGE-SS;L1950
	A0L0000481	Scharnier eindstuk (duw / trek) HINGE END PIECE (PUSH / PULL) SCHARNIERENDSTÜCK (PUSH / PULL) EMBOUT DE CHARNIÈRE (PUSH / PULL)


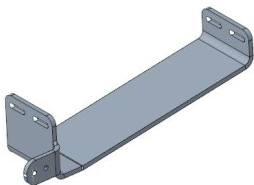

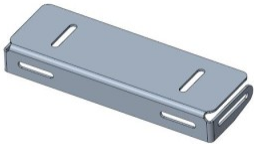

## LEUNING / LADDER / LOOPBAAN

	Article	Description
	A0L0000655	BALUSTER-SS;H1070;MIDLE BALUSTER-SS;H1070;MIDLE BALUSTER-SS;H1070;MIDLE BALUSTRE-SS;H1070;MIDLE
	A0L0000660	BALUSTER-SS;H1070;ACHTER;VOUWLADDER BALUSTER-SS;H1070;REAR;FOLDING LADDER BALUSTER-SS;H1070;HINTEN;KLAPPBARE LEITER BALUSTRE-SS;H1070;ARRIÈRE;ÉCHELLE PLIANTE
	A1L0000607	KLEMBEUGEL VOOR BUIS HANDRAILING CLAMP BRACKET FOR HANDRAILING PIPE KLEMMHALTERUNG FÜR HANDLAUFROHR SUPPORT DE SERRAGE POUR TUYAU DE MAINTIEN
	A2L0004733	ENDPLATE>WALKWAY ENDPLATE>WALKWAY ENDPLATE>WALKWAY ENDPLATE>WALKWAY
	A2L0005283	VOETSCHARNIERSTUK KLAPRELING RVS FOOT HINGE PIECE FOLDING RAIL FUß-SCHARNIER STÜCK FALTSCHIENE CHARNIÈRE FALTSCHIENE - ROSTFREISTAHL
	A2L0005285	MONTAGEPLAAT>RUBBER>KLAP RAIL MOUNTING PLATE>RUBBER>FOLDING RAIL MONTAGEPLATTE>GUMMI>KLAPPSCHIENE PLAQUE DE MONTAGE>CAOUTCHOUC>RAIL PLIANT
	A2L0005288	STIJL KLAPRELING LINKS COMPLETE SET (VOORSTIJL-RVS-L1070) STYLE SLAP RAILING LEFT COMPLETE SET (PRESTYLE-STAINLESS STEEL-L1070) STYLE SLAP GELÄNDER LINKS KOMPLETTER SATZ (PRESTYLE-EDELSTAHL-L1070) STYLE SLAP BALUSTRADE GAUCHE ENSEMBLE COMPLET (PRESTYLE-ACIER INOX-L1070)

# LEUNING / LADDER / LOOPBAAN

	Article	Description
	A2L0005324	STIJL KLAPRELING LINKS (ACHTERSTIJL L-RVS-L1070) - compleet  STYLE SLAP RAILING LEFT (PRESTYLE-STAINLESS STEEL-L1070)-COMPLETE SET  STYLE SLAP GELÄNDER LINKS (PRESTYLE-EDELSTAHL-L1070)-KOMPLETT SET  STYLE SLAP BALUSTRADE GAUCHE (PRESTYLE-INOX-L1070)-COMPLET
	A2L0005375	MONTAGESTEUN LADDER ALUMINIUM  MOUNT LADDER ALUMINIUM  LEITERHALTERUNG ALUMINIUM  ÉCHELLE DE MONTAGE ALU
	A2L0009096	TREKSTANG-SS;L[1875..1945]  PULLING ROD-SS;L[1875..1945]  ZUGSTANGE-SS;L[1875..1945]  TIGE DE TIRAGE-SS;L[1875..1945]
	A2M0000080	LICHTE STEUN>LADDERBEVESTIGING LICHTE STEUN>LADDERBEVESTIGING  LIGHT SUPPORT>LADDER MOUNT  LICHTUNTERSTÜTZUNG>LEITERMONTAGE  SUPPORT LUMIÈRE>Support échelle
	A3L0000281	STIJL KLAPRELING MIDDEN  PILLAR FOLDING RAIL MIDDLE  SÄULE FALTSCHIENE MITTE  PILIER PLIANT RAIL MILIEU
	A3L0001229	TRAP LADDER LINKS INCLUSIEF OPKLAP RELING ACHTER RVS - COMPLEET  STAIR LADDER LEFT INCLUDING FOLDING RAILING REAR STAINLESS STEEL-COMplete  TREPPEN LEITER LINKS INKL. KLAP GELANDER HINTEN EDESTAHL-KOPLETTES SET  ESCALIER À GAUCHE, Y COMPRIS BALUSTRADE PLIANTE ARRIÈRE EN ACIER INOXYDABLE-COMPLET
	A3L0002520	STIJL KLAPRELING LINKS  PILLAR FOLDING RAIL LEFT  SÄULE FALTSCHIENE LINKS  PILIER RAIL PLIANT GAUCHE

# LEUNING / LADDER / LOOPBAAN

	Article	Description
	A3L0002521	STIJL KLAPRELING LINKS ACHTER - LAG LOGO PILLAR FOLDING RAIL LEFT REAR LAG LOGO SÄULE FALTSCHIENE LINKS HINTEN LAG LOGO PILIER RAIL PLIANT ARRIERE GAUCHE LOGO LAG
	A3L0004483	KLAPLADDER-RVS-L[1150]XB[387] FOLDING LADDER-SS-L[1150]XB[387] KLAPPLEITER-SS-L[1150]XB[387] ÉCHELLE PLIANTE-SS-L[1150]XB[387]
	A6L0000822	MONTAGEPLAAT>GASVEER MOUNTING PLATE>GAS SPRING MONTAGEPLATTE>GASFEDER PLAQUE DE MONTAGE>RESSORT À GAZ
	A7J0000253	MONTAGEPLAAT UITSCHUIF TRAPLEUNING MOUNTING PLATE FOR EXTENDED STAIR HANDRAIL MONTAGEPLATTE FÜR VERLÄNGERTEN TREPPENHANDLAUF PLAQUE DE MONTAGE POUR MAIN COURANTE D'ESCALIER ALLONGÉE
	A7J0000991	MONTAGEBEUGEL LOOPROOSTER MOUNTING BRACKET WALK GRILLE MONTAGEHALTERUNG WALK GRILLE SUPPORT DE MONTAGE GRILLE DE MARCHE
	A7J0001251	
	A7J0001614	LADDERONDERSTEUNING LADDER SUPPORT LEITERSTÜTZE SUPPORT D'ÉCHELLE

# LEUNING / LADDER / LOOPBAAN

	Article	Description
	A7J0001930	OPSTAP TRAPJE - 445 X 330 X 750 MOUNTING STEP ASS. WALKWAY + ALUMINIUM [50830] ; 445X330X750 MONTAGESCHRITT ASS. LAUFSTEG+ ALUMINIUM [50830] ; 445X330X750 BARREAU DE MONTAGE ASS. PASSERELLE + ALUMINIUM [50830]; 445X330X750
	A7J0002415	Loopvlak Walkway Alu-Lauffläche bande de roulement en alu
	A7J0003087	LOOPBAAN-ALU;B300xL420;SNIJHOEKEN WALKWAY-ALU;W300xL420;CUT CORNERS GEHWEG-ALU;B300xL420;ECKEN SCHNEIDEN PASSERELLE-ALU;L300xL420;COINS COUPÉS
	A7J0003264	STEUN LOOPVLAK CROSSBRACE STÜTZLAUFFLÄCHE BANDE DE SOUTIEN
	A7J0003472	LOOPPLATFORM>LEKBAK WALKWAY>SPILLBOX GEHWEG>ÜBERLAUFKASTEN PASSERELLE>BOÎTE DE DÉCHARGE
	A7J0003474	MONTAGESTEUN VOOR LOOPBORDES ; WIDE 400mm CLAMPINGPLATE > WALKWAY ; WIDE 400mm
	A7J0003475	KLEMPLAAT>LOOPPLATFORM;W300 CLAMPINGPLATE>WALKWAY;W300 KLEMMPLATTE>GEHWEG;W300 PLAQUE DE SERRAGE>PASSERELLE ;W300




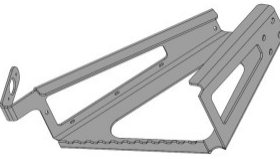
## LEUNING / LADDER / LOOPBAAN

	Article	Description
	A7J0003490	BEVESTIGING>LEUNING;LINKS MOUNT>HANDRAIL;LEFT HALTERUNG> HANDLAUF; LINKS MONTAGE>MAIN COURANTE;GAUCHE
	A7J0003493	BEVESTIGING;RECHTS>LEUNING MOUNT;RIGHT>HANDRAIL MONTAGE; RECHTS> HANDLAUF MONTAGE ; DROITE> MAIN COURANTE
	A7J0003508	TRAP CONTAINERCHASSIS STAIRCASE CONTAINER CHASSIS TREPPENHAUS-CONTAINER-CHASSIS ESCALIER CHÂSSIS DE CONTENEUR
	A7J0003530	LOOPVLAK-ALU;B300xL720 WALKWAY-ALU;W300xL720 GEHWEG-ALU;B300xL720 PASSERELLE-ALU;L300xL720
	A7J0003543	LOOPVLAK-ALU;B300xL840 WALKWAY-ALU;W300xL840 GEHWEG-ALU;B300xL840 PASSERELLE-ALU;L300xL840
	A7J0003559	OPVOUWBARE RAIL>VANGER FOLDING RAIL>CATCHER KLAPPSCHIENE>FÄNGER RAILS PLIABLES>RECUPÉRATEUR
	A7J0003563	TRAP CONTAINERCHASSIS STAIRCASE CONTAINER CHASSIS TREPPENHAUS-CONTAINER-CHASSIS ESCALIER CHÂSSIS DE CONTENEUR

# LEUNING / LADDER / LOOPBAAN

	Article	Description
	A7J0003579	LOOPBAAN-ALU;B300xL1020  WALKWAY-ALU;W300xL1020  GEHWEG-ALU;B300xL1020  PASSERELLE-ALU;L300xL1020
	A7J0003582	LOOPBAAN-ALU;B300xL1290  WALKWAY-ALU;W300xL1290  GEHWEG-ALU;B300xL1290  PASSERELLE-ALU;L300xL1290
	A7J0003648	TRAP CONTAINERCHASSIS  STAIRCASE CONTAINER CHASSIS  TREPPENHAUS-CONTAINER-CHASSIS  ESCALIER CHÂSSIS DE CONTENEUR
	A7J0003699	TRAP CONTAINERCHASSIS  STAIRCASE CONTAINER CHASSIS  TREPPENHAUS-CONTAINER-CHASSIS  ESCALIER CHÂSSIS DE CONTENEUR
	A7J0003702	TRAP CONTAINERCHASSIS  STAIRCASE CONTAINER CHASSIS  TREPPENHAUS-CONTAINER-CHASSIS  ESCALIER CHÂSSIS DE CONTENEUR
	A7J0003759	MONTAGE STEUN LEKBAK - LINKS
	A7J0003760	MONTAGE STEUN LEKBAK - LINKS

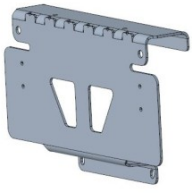

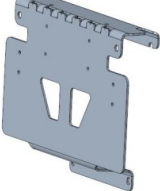




# LEUNING / LADDER / LOOPBAAN

	Article	Description
	A7J0003825	LOOPPLATFORM VOORKANT WALKWAY FRONT GEHWEGE VORNE PASSERELLE AVANT
	A7J0003826	LOOPPLATFORM ACHTERAAN WALKWAY REAR GEHWEGE HINTEN PASSERELLE ARRIÈRE
	A7J0003831	TRAP CONTAINERCHASSIS STAIRCASE CONTAINER CHASSIS TREPPENHAUS-CONTAINER-CHASSIS ESCALIER CHÂSSIS DE CONTENEUR
	A7J0003855	STEUN> LADDER STRAVE PLATE>LADDER STRAVA-TELLER>LEITER PLAQUE STRAVA>ÉCHELLE
	A7J0003859	LOOPVLAK>ACHTER>CONT.CHASSIS;40' WALKWAY>REAR>CONT.CHASSIS;40' GEHWEG>HINTEN>CONT.CHASSIS;40' PASSERELLE>ARRIÈRE>CONT.CHÂSSIS;40'
	A7J0003861	LOOPVLAK;VERLAAGD>BESTURINGSCHASSIS;40/30' WALKWAY;LOWERED>CONTROL.CHASSIS;40/30' GEHWEG;ABGESENKT>STEUERFAHRGESTELL;40/30' PASSERELLE;ABAISSÉ>CHÂSSIS DE COMMANDE;40/30'
	A7J0003918	LOOPPLATFORM VOORAAN 1130x1500 FRONT WALKWAY 1130x1500 VORDERER GEHWEGE 1130x1500 PASSERELLE AVANT 1130x1500

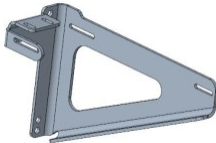


## LEUNING / LADDER / LOOPBAAN

	Article	Description
	A7J0003919	LOOPPLATFORM VOORAAN 1130x1073 FRONT WALKWAY 1130x1073 VORDERER GEHWEGE 1130x1073 PASSERELLE AVANT 1130x1073
	A7J0004094	LOOPPLATFORM-ALU;B400xL1020 WALKWAY-ALU;W400xL1020 GEHWEGE-ALU;B400xL1020 PASSERELLE-ALU;L400xL1020
	A7J0004105	TRAP CONTAINERCHASSIS STAIRCASE CONTAINER CHASSIS TREPPENHAUS-CONTAINER-CHASSIS ESCALIER CHÂSSIS DE CONTENEUR
	A7J0004203	TRAP CONTAINERCHASSIS STAIRCASE CONTAINER CHASSIS TREPPENHAUS-CONTAINER-CHASSIS ESCALIER CHÂSSIS DE CONTENEUR
	A7J0004266	TRAP CONTAINERCHASSIS STAIRCASE CONTAINER CHASSIS TREPPENHAUS-CONTAINER-CHASSIS STAIRCASE CONTAINER CHASSIS
	A7J0004353	TRAP CONTAINERCHASSIS STAIRCASE CONTAINER CHASSIS TREPPENHAUS-CONTAINER-CHASSIS ESCALIER CHÂSSIS DE CONTENEUR
	A7J0004364	PLATFORM-ALU;B300xL660 WALKWAY-ALU;W300xL660 GEHWEGE-ALU;B300xL660 PASSERELLE-ALU;L300xL660








# LEUNING / LADDER / LOOPBAAN

	Article	Description
	A7J0004373	TRAP CONTAINERCHASSIS STAIRCASE CONTAINER CHASSIS TREPPENHAUS-CONTAINER-CHASSIS ESCALIER CHÂSSIS DE CONTENEUR
	A7J0004404	TRAP CONTAINERCHASSIS STAIRCASE CONTAINER CHASSIS TREPPENHAUS-CONTAINER-CHASSIS ESCALIER CHÂSSIS DE CONTENEUR
	A7J0004561	TRAP CONTAINERCHASSIS STAIRCASE CONTAINER CHASSIS TREPPENHAUS-CONTAINER-CHASSIS ESCALIER CHÂSSIS DE CONTENEUR
	A7J0004570	TRAP CONTAINERCHASSIS STAIRCASE CONTAINER CHASSIS TREPPENHAUS-CONTAINER-CHASSIS ESCALIER CHÂSSIS DE CONTENEUR
	A7J0004578	TRAP CONTAINERCHASSIS STAIRCASE CONTAINER CHASSIS TREPPENHAUS-CONTAINER-CHASSIS ESCALIER CHÂSSIS DE CONTENEUR
	A7J0004590	TRAP CONTAINERCHASSIS STAIRCASE CONTAINER CHASSIS TREPPENHAUS-CONTAINER-CHASSIS ESCALIER CHÂSSIS DE CONTENEUR
	A7J0004708	BEVESTIGING;RECHTS>LEUNING MOUNT;RIGHT>HANDRAIL MONTAGE; RECHTS> HANDLAUF MONTAGE ; DROITE> MAIN COURANTE

# LEUNING / LADDER / LOOPBAAN

	Article	Description
	A7J0004810	Steun-links> lek platform MOUNT-LEFT>LEAKINGPLATFORM MONTIEREN-LINKS>LECKPLATTFORM MONTAGE-GAUCHE>PLATEAU DE FUITE
	A7J0004811	Steun-rechts> lek platform MOUNT-RIGHT>LEAKINGPLATFORM MONTIEREN-RECHTS>LECKPLATTFORM MONTAGE-DROIT>PLATE-FORME DE FUITE
	A9J0000832	ONDERSTEUNING;GEGALVANISEERD>LOOPWEG SUPPORT;GALVANISED>WALK WAY UNTERSTÜTZUNG;VERZINKT>GEHWEG SUPPORT;GALVANISÉ>CHEMIN DE PASSAGE








## KOPPELING & KLEPPEN - ALGEMEEN

	Article	Description
	26DEK004	DEKSEL LEIDING 2" - MET DICHTING PTFE - ROESTVRIJSTAAL PIPE CAP 2"- WITH PTFE SEAL - STAINLESS STEEL ROHR-KAPPE 2"- MIT PTFE-DICHTUNG - EDELSTAHL BOUCHON DE TUYAU 2 " - AVEC JOINT PTFE - ACIER INOXYDABLE
	26DEK005	DEKSEL,LEIDING 3" - MET DICHTING PTFE - RVS COVER,PIPE 3" - WITH SEAL PTFE - STAINLESS STEEL ABDECKUNG, ROHR 3" - MIT DICHTUNG PTFE - EDELSTAHL COUVERCLE,TUYAU 3" - AVEC JOINT PTFE - ACIER INOXYDABLE
	28M2PS021A	ANTI DIEFSTAL KABEL RVS D6 S.S. (LENGHT 400MM.) ANTI-THEFT CABLE STAINLESS STEEL D6 (LENGTH 400MM.) DIEBSTAHLSCHUTZ KABEL EDELSTAHL D6 (LÄNGE 400MM.) CÂBLE ANTIVOL ACIER INOXYDABLE D6 (LONGUEUR 400MM.)
	35FLE003	FLENS,LAS DIN 28460 NW80 - TW1 ALUMINIUM FLANGE, WELD DIN 28460 NW80 - TW1 ALUMINIUM FLANSCH, SCHWEIßNAHT DIN 28460 NW80 - TW1 ALUMINIUM BRIDE, SOUDURE DIN 28460 NW80 - TW1 ALUMINIUM
	36KOP005	FLENSVERBINDING T-STUK NW100 ( B.75.2/100 ALU)
	46DEK003	DEKSEL, LEIDING 4" - MESSING LID, PIPE 4 "-BRASS DECKEL, ROHR 4 "-MESSING COUVERCLE, PIPE 4 "-LAITON
	46NIP007	VERLOOPNIPPEL 2" INWENDIG / 3" UITWENDIG MESSING CONNECTION NIPPLE 2" INWARD / 3" EXTERNAL BRASS ANSCHLUSSNIPPEL 2" INWARD / 3" EXTERNAL BRASS PINCE DE RACCORDEMENT LAITON EXTERNE 2 "INWARD / 3"

## KOPPELING & KLEPPEN - ALGEMEEN

	Article	Description
	46NIP009	VERLOOPNIPP. 3" - 2" UW/UW MESSING PASS NIPPLE 3 "-2" YOUR/YOUR BRASS PASS NIPPEL 3 "-2" IHR/IHR MESSING PASSEZ LE MAMELON 3 "-2" VOTRE/VOTRE LAITON
	46NIP018	NIPPEL 3" MESSING - 07.0170 NIPPLE 3" BRASS - 07.0170 NIPPEL 3" MESSING - 07.0170 NIPPLE 3" LAITON - 07.0170
	57PLD001	COMPRESSORSLANG NW50, HITTEBESTENDIG 200°C, PIEK 240°C, 3 BAR (prijs p/m) COMPRESSOR HOSE NW50, HEAT-RESISTANT 200°C, PEAK 240°C, 3 BAR KOMPRESSOR-SCHLAUCH NW50, HITZEBESTÄNDIG BIS 200°C, MAX. 240°C, 3 BAR TUYAU DE COMPRESSEUR NW50, RÉSISTANT À LA CHALEUR 200 ° C, PIC 240 ° C, 3 BAR
	73BDR130	ROESTVRIJSTAAL KAP VOOR VACUUMVENTIEL UNIACT 2" STAINLESS STEEL CAP FOR VACUUM VALVE UNIACT 2" EDELSTAHL KAPPE FÜR VAKUUMVENTIL UNIACT 2" BOUCHON EN ACIER INOXYDABLE POUR SOUPAPE D'ASPIRATION UNIACT 2 "
	73KKR004	KOGELKRAAN, NW50, 3-DELIG, 2" MOFAANSLUITING / LENGTE =155 BALL VALVE, NW50, 3-PART, 2" MOF CONNECTION/ LENGTH =155 KUGELVENTIL, NW50, 3-PART, 2" MOF VERBINDUNG/ LÄNGE =155 VANNE À BOULE, NW50, EN 3 PIÈCES, 2 "CONNEXION MOF / LONGUEUR = 155
	73KKR006	KOGELKRAAN,NW 1 1/2", MOFAANSLUITING-PN 16 HUIS:MS VERNIKKELD
	73KKR007	KOGELKRAAN NW1 1/4" BALL VALVE NW1 1/4" KUGELVENTIL NW1 1/4" VALVE À BILLE NW1 1/4 "

## KOPPELING & KLEPPEN - ALGEMEEN

	Article	Description
	73KKR008	KOGELKRAAN, NW 1" (MOFAANSLUITING-PN 16 HUIS:MS VERNIKKELD)  BALL VALVE, NW 1" (MOF CONNECTION - PN 16 HOUSING: MS NICKEL PLATED)  KUGELVENTIL, NW 1" (MOF VERBINDUNG - PN 16 GEHÄUSE: MS VERNICKELT)  VANNE À BOULE, NW 1 "(CONNEXION MOF - PN 16 BOÎTIER: MS NICKEL PLAQUÉ)
	73KKR009	KOGELKRAAN, NW 1/2", GONDROM 06.0207  BALL VALVE, NW 1/2", GONDROM 06.0207  KUGELVENTIL, NW 1/2", GONDROM 06.0207  VANNE À BOULE, NW 1/2 ", GONDROM 06.0207
	73KKR010	KOGELKRAAN NW1/4", GONDROM 06.0205  BALL VALVE NW1/4", GONDROM 06.0205  KUGELVENTIL NW1/4", GONDROM 06.0205  VANNE À BOULE NW1 / 4 ", GONDROM 06.0205
	73KKR014	KOGELKRAAN NW2", GONDROM 06.0200  BALL VALVE NW2", GONDROM 06.0200  KUGELVENTIL NW2", GONDROM 06.0200  VANNE À BOULE NW2 ", GONDROM 06.0200
	73KKR015	KOGELKRAAN , NW2"  BALL VALVE, NW2"  KUGELVENTIL, NW2"  VANNE À BOULE, NW2"
	73KKR026	KOGELKRAAN , NW50, 2-DELIG, 2" ROESTVRIJSTAAL (PFTE DICHTING - VOLLE DOORLAAT)  BALL VALVE, NW50, 2-PART, 2" STAINLESS STEEL (PFTE SEAL - FULL PASSTHROUGH)  KUGELVENTIL, NW50, 2-PART, 2" EDELSTAHL (PFTE DICHTUNG - FULL PASSTHROUGH)  VANNE À BOULE, NW50, EN 2 PARTIES, ACIER INOXYDABLE DE 2 "(JOINT PFTE - INTÉGRAL)
	73KKR039	KOGELKRAAN NW38, 2-DELIG, 1 1/2" ROESTVRIJSTAAL  BALL VALVE NW38, 2-PART, 1 1/2" STAINLESS STEEL  KUGELVENTIL NW38, 2-PART, 1 1/2" EDELSTAHL  VANNE À BOULE NW38, EN 2 PARTIES, ACIER INOXYDABLE 1 1/2 "

## KOPPELING & KLEPPEN - ALGEMEEN

	Article	Description
	73KKR040	KOGELKRAAN, NW 25, 2-DELIG, 1" RVS (DICHT.PTFE - VOLLE DOORLAAT)  BALL VALVE, NW 25, 2-PART, 1" STAINLESS STEEL (SEAL PTFE - FULL PASSTHROUGH)  KUGELVENTIL, NW 25, 2-PART, 1" EDELSTAHL (DICHTUNG PTFE - FULL PASSTHROUGH)  VANNE À BOULE, NW 25, EN 2 PARTIES, 1 "ACIER INOXYDABLE (JOINT PTFE - INTEGRAL)
	73KKR041	KOGELKRAAN NW15, 2-DELIG, 1/2" ROESTVRIJSTAAL  BALL VALVE NW15, 2-PART, 1/2" STAINLESS STEEL  KUGELVENTIL NW15, 2-PART, 1/2" EDELSTAHL  VANNE À BOULE NW15, EN 2 PARTIES, 1/2 "ACIER INOXYDABLE
	73KKR096	AFSLUITKRAAN DN4 - G1/4"  SHUT-OFF TAP DN4 - G1/4"  ABSPERRHAHN DN4 - G1/4"  ROBINET D'ARRET DN4 - G1 / 4 "
	73KOL005	SAMENGESTELDE KOLLEKTOR 3 " RVS (L = 590)  ASSEMBLED COLLECTOR 3 " STAINLESS STEEL (L = 590)  ZUSAMMENGEBAUTER SAMMLER 3 " EDELSTAHL (L = 590)  COLLECTEUR COMPOSITE 3 "ACIER INOXYDABLE (L = 590)
	73KRO036	HENDEL MET TIR-BLOK.PL. VLINDERKLEP BURGMER  HANDLE WITH TIR-BLOCK.PL. BUTTERFLY VALVE BURGMER  GRIFF MIT TIR-BSCHLOSS.PL. DROSSELKLAPPE BURGMER  POIGNÉE AVEC TIR-BLOCK.PL. BURGMERE VALVE PAPILLON
	73KRO037	HENDEL VEERBELAST (DN15-50)  SPRING-LOADED HANDLE (DN15-50)  GEFEDERTER GRIFF (DN15-50)  POIGNÉE À RESSORT (DN15-50)
	73KRO056	FORTY MAIN O-RING ( VOOR 73BDR132 ) 5005-118  FORTY MAIN O-RING (FOR 73BDR132 ) 5005-118  FORTY MAIN O-RING (FÜR 73BDR132 ) 5005-118  FORTY O-RING PRINCIPAL (POUR 73BDR132) 5005-118

## KOPPELING & KLEPPEN - ALGEMEEN

	Article	Description
	73PBK060	PNEUMATISCHE VLINDERKLEP, BURGMER, DN80, TW PNEUMATIC BUTTERFLY VALVE, BURGMER, DN80, TW PNEUMATISCHE DROSSELKLAPPE, BURGMER, DN80, TW VANNE PAPILLON PNEUMATIQUE, BURGMER, DN80, TW
	73SWI010	SWIVEL 2" BSP INWENDIG / UITWENDIG SWIVEL 2" BSP INTERNAL/EXTERNAL DREHGELENK 2" BSP INTERN/EXTERN PIVOT 2 "BSP INTERNE / EXTERNE
	73TSK015	TERUGSLAGKLEP,NW 2" - IG, 20.0626
	73TSK018	TERUGSLAGKLEP,NW80 - NIEHUSER N31.80 RETURN VALVE, NW80 - NIEHUSER N31.80 RÜCKSENDEVENTIL NW80 - NIEHUSER N31.80 SOUPAPE DE RETOUR, NW80 - NIEHUSER N31.80
	73TSK028	TERUGSLAGKLEP NW2 IG,EUROPA CHECK VALVE NW2 IG,EUROPA RÜCKSCHLAGVENTIL NW2 IG,EUROPA SOUPAPE DE RETOUR NW2 IG, EUROPE
	73TSK042	TERUGSLAGKLEP NW1/2" INWENDIG ( ROESTVRIJSTAAL) CHECK VALVE NW1/2" INTERNALLY ( STAINLESS STEEL) RÜCKSCHLAGVENTIL NW1/2" INTERN ( EDELSTAHL) SOUPAPE DE RETOUR NW1 / 2 " EN INTERNE (ACIER INOXYDABLE)
	73VLK005	VLINDERKLEP BURGMER NW100 ,TW - DICHTING RVS BUTTERFLY VALVE BURGMER NW100 ,TW - SEAL STAINLESS STEEL DROSSELKLAPPE BURGMER NW100 ,TW - DICHTUNG EDELSTAHL SOUPAPE PAPILLON BURGMER NW100, TW - ACIER INOXYDABLE


## KOPPELING & KLEPPEN - ALGEMEEN

	Article	Description
	73VLK034	VLINDERKLEP NW80, NORRIS, SEAL, M, 1244-53B-1A (VLG-GEKEURD) BUTTERFLY VALVE NW80, NORRIS, SEAL, M, 1244-53B-1A (VLG-APPROVED) SCHMETTERLINGVENTIL NW80, NORRIS, DICHTUNG, M, 1244-53B-1A (VLG-GENEHMIGT) ROBINET PAPILLON NW80, NORRIS, JOINT M, 1244-53B-1A (APPROUVE PAR VLG)
	73VLK063	VLINDERKLEP NW50, 2 X R2" BUITENDRAAD, ROESTVRIJSTAAL 304 BUTTERFLY VALVE NW50, 2XR2" EXTERNAL WIRE, STAINLESS STEEL 304 DROSSELKLAPPE NW50, 2XR2" EXTERN DRAHT, EDELSTAHL 304 SOUPAPE PAPILLON NW50, 2XR2 "FILETAGE EXTÉRIEUR, ACIER INOXYDABLE 304
	74GUI007	KOPPELING , GUILLEMIN , DEKSEL, ALUMINIUM NW 80 COUPLING, GUILLEMIN, LID, ALUMINIUM NW 80 KUPPLUNG, GUILLEMIN, LID, ALUMINIUM NW 80 RACCORD, GUILLEMIN, COUVERCLE, ALUMINIUM NW 80
	74GUI012	KOPPELING GUILLEMIN, ALUMINIUM NW 50,2"K INWENDIGEDRAAD COUPLING GUILLEMIN, ALUMINIUM NW 50,2"K FEMALE THREAD KUPPLUNG GUILLEMIN, ALUMINIUM NW 50,2"K INNENGEWINDE RACCORD GUILLEMIN, ALUMINIUM NW 50,2 "K FILETAGE FEMELLE
	74GUI013	KOPPELING GUILLEMIN, ALUMINIUM NW50, 2" K INWEDIGE DRAAD COUPLING GUILLEMIN, ALUMINIUM NW50, 2" K FEMALE THREAD KUPPLUNG GUILLEMIN, ALUMINIUM NW50, 2" K INNENGEWINDE RACCORD GUILLEMIN, ALUMINIUM NW50, 2 "K FILETAGE FEMELLE
	74GUI019	KOPPELING GUILLEMIN ALUMINIUM NW80,3"K INWENDIGE DRAAD MET VERGREDELING COUPLING GUILLEMIN ALUMINIUM NW80,3"K FEMALE THREAD WITH LOCK KUPPLUNG GUILLEMIN ALUMINIUM NW80,3"K INNENGEWINDE MIT SCHLOSS RACCORD GUILLEMIN ALUMINIUM NW80,3 "K FILETAGE FEMELLE AVEC SERRURE
	74GUI091	GUILLEMIN 3",INWENDIGEDRAAD, ALU, NW80, MET GRENDLE GUILLEMIN 3 ", INTERNAL THREAD, ALU, NW80, WITH GRINDLE GUILLEMIN 3 ", INNENGEWINDE, ALU, NW80, MIT GRINDLE GUILLEMIN 3 ", FILETAGE INTÉRIEUR, ALU, NW80, AVEC GRINDLE

## KOPPELING & KLEPPEN - ALGEMEEN

	Article	Description
	74GUI092	<p>GUILLEMIN, 4",INWENDIGE DRAAD ,ALU,NW100,MET GRENDEL EN WITTE PAKKING</p> <p>GUILLEMIN, 4 ", INTERNAL THREAD, ALU, NW100, WITH GRENDEL AND WHITE GASKET</p> <p>GUILLEMIN, 4 ", INNENGEWINDE, ALU, NW100, MIT GRENDEL UND WEIßER DICHTUNG</p> <p>GUILLEMIN, 4 ", FILETAGE INTÉRIEUR, ALU, NW100, AVEC GRENDEL ET JOINT BLANC</p>
	74GUI098	<p>GUILLEMIN,3",INWENDIGE DRAAD ,ALU,NW80,ZONDER GRENDEL EN WITTE PAKKING</p> <p>GUILLEMIN, 3 ", INTERNAL THREAD, ALU, NW80, WITHOUT LATCH AND WHITE GASKET</p> <p>GUILLEMIN, 3 ", INNENGEWINDE, ALU, NW80, OHNE VERRIEGELUNG UND WEIßER DICHTUNG</p> <p>GUILLEMIN, 3 ", FILETAGE INTÉRIEUR, ALU, NW80, SANS LOQUET ET JOINT BLANC</p>
	74KPS009	<p>SPANSCHAAL ,ALUMINIUM MET BOUTEN IN ROESTVRIJSTAAL (ND=50 / WD=8)</p> <p>CLAMP, ALUMINIUM WITH BOLTS IN STAINLESS STEEL (ND=50 / WD=8)</p> <p>KLEMME, ALUMINIUM MIT SCHRAUBEN IN EDELSTAHL (ND=50 / WD=8)</p> <p>COLLIER, ALUMINIUM AVEC BOULONS EN ACIER INOXYDABLE (ND = 50 / WD = 8)</p>
	74KSA001	<p>RECHTE ADAPTER R 1"K,R 1"K</p> <p>RIGHT ADAPTER R 1"K,R 1"K</p> <p>RECHTS ADAPTER R 1"K,R 1"K</p> <p>ADAPTATEUR DROIT R 1 "K, R 1" K</p>
	74LUD001	<p>KLAUWKOPPELING, LUDECK, ROESTVRIJSTAAL, R1" INWENDIG</p> <p>CLAW COUPLING, LUDECK, STAINLESS STEEL, R1" FEMALE</p> <p>KLAUENKUPPLUNG, LUDECK, EDELSTAHL, R1" WEIBLICH</p> <p>RACCORD A GRIFFES, LUDECK, ACIER INOXYDABLE, R1 "FEMELLE</p>
	74LUD002	<p>KLAUWKOPPELING, LUDECK, ROESTVRIJSTAAL, BLIND</p> <p>CLAW COUPLING, LUDECK, STAINLESS STEEL, BLIND</p> <p>KLAUENKUPPLUNG, LUDECK, EDELSTAHL, BLIND</p> <p>RACCORD A GRIFFES, LUDECK, ACIER INOXYDABLE, BORGNE</p>
	74LUD003	<p>KLAUWKOPPELING, LUDECK, ROESTVRIJSTAAL, R1" UITWENDIG</p> <p>CLAW COUPLING, LUDECK, STAINLESS STEEL, R1" MALE</p> <p>KLAUENKUPPLUNG, LUDECK, EDELSTAHL, R1" MÄNNLICH</p> <p>RACCORD A GRIFFES, LUDECK, ACIER INOXYDABLE, R1 "MALE</p>

## KOPPELING & KLEPPEN - ALGEMEEN

	Article	Description
	74LUD004	KLAUWKOPPELING, LUDECK, ROESTVRIJSTAAL, DN25 (1") SLANGPILAAR CLAW COUPLING, LUDECK, STAINLESS STEEL, DN25 (1") HOSE PILLAR KLAUENKUPPLUNG, LUDECK, EDELSTAHL, DN25 (1") HOSE SÄULE RACCORD A GRIFFES, LUDECK, ACIER INOXYDABLE, DN25 (1 ") PILIER DE TUYAU
	74ROS016	INSCHROEFDRAADSTUK, DIN11851 CT, NW50,1.4307 SCREW-IN THREAD PIECE, DIN11851 CT, NW50, 1.4307 EINSCHRAUB GEWINDESTÜCK, DIN11851 CT, NW50, 1.4307 VIS FILETÉE, DIN11851 CT, NW50, 1.4307
	74ROS036	LASKEGELDSTUK, NW80, 1.4307, DIN11851 SD (85X2) WELD CONE PIECE, NW80, 1.4307, DIN11851 SD (85X2) WELD KEGELSTÜCK, NW80, 1.4307, DIN11851 SD (85X2) PIÈCE DE CÔNE DE SOUDAGE, NW80, 1.4307, DIN11851 SD (85X2)
	74ROS037	LASKEGELSTUK ,DIN11851 SD, NW100 , 1.4307 WELD CONE PIECE,DIN11851 SD, NW100 , 1.4307 WELD KEGELSTÜCK,DIN11851 SD, NW100 , 1.4307 PIÈCE DE CÔNE DE SOUDAGE, DIN11851 SD, NW100, 1.4307
	74ROS042	OPSCHROEFDRAADSTUK, DIN11851 CT, NW50, 1.4307 SCREW ON THREAD PIECE, DIN11851 CT, NW50, 1.4307 ANSCHRAUBBARES GEWINDESTÜCK, DIN11851 CT, NW50, 1.4307 VIS SUR PIECE DE FILETAGE, DIN11851 CT, NW50, 1.4307
	74ROS047	SLANGKEGELSTUK (DIN11851, NW50, 1.4307) HOSE CONE PIECE (DIN11851, NW50, 1.4307) SCHLAUCH KEGELSTÜCK (DIN11851, NW50, 1.4307) PIÈCE DE CÔNE DE TUYAU (DIN11851, NW50, 1.4307)
	74ROS050	WARTELMOER, DIN11851 F, NW50, 1.4307 SWIVEL NUT, DIN11851 F, NW50, 1.4307 DREHMUTTER, DIN11851 F, NW50, 1.4307 ECROU PIVOTANT DIN11851 F, NW50, 1.4307

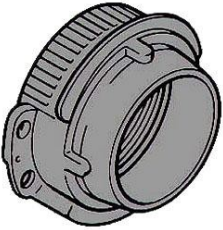


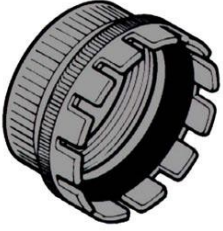
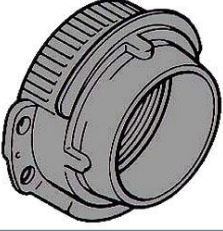
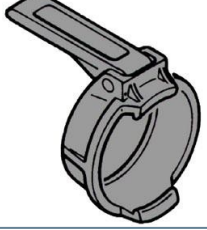

## KOPPELING & KLEPPEN - ALGEMEEN

	Article	Description
	74ROS052	WARTELMOER, DIN11851 F, NW80, 1.4307  WARTELMOER NW80 DIN11851  WARTELMOER NW80 DIN11851  WARTELMOER NW80 DIN11851
	74ROS059	LASKEGELSTUK, DIN11851, NW100 REDUCEER  WELDING CONTAINER, DIN11851, NW100 REDUCE  SCHWEIßBEHÄLTER, DIN11851, NW100 REDUZIERT  RÉCIPIENT DE SOUDAGE, DIN11851, NW100 REDUCE
	74ROS079	OPSCHROEFDRAADSTUK, DIN11851 CT, NW80  SCREW THREAD, DIN11851 CT, NW80  SCHRAUBGEWINDE, DIN11851 CT, NW80  VIS THREAD, DIN11851 CT, NW80
	74STO092	STORZ, VAST, 4" ,INWENDIGE DRAAD ,ALUMINIUM, NW110, NOK.133 (PFTE / FOOD) STORZ, FIXED, 4" ,INTERNAL THREAD ,ALUMINIUM, NW110, NOK.133 (PFTE / FOOD) STORZ, FIX, 4" ,INTERNER THREAD ,ALUMINIUM, NW110, NOK.133 (PFTE / LEBENSMITTEL) STORZ, FIXE, 4" , FILETAGE INTERNE, ALUMINIUM, NW110, NOK.133 (PFTE / ALIMENTATION)
	74STO095	STORZ, BLINDKAP, ALU, NW100, NOK.115, FOOD STORZ, BLINDKAP, ALU, NW100, NOK. 115, FOOD STORZ, BLINDKAP, ALU, NW100, NOK. 115, LEBENSMITTEL STORZ, BLINDKAP, ALU, NW100, NOK. 115, NOURRITURE
	74STO102	STORZ, VAST, 2", INWENDIGE DRAAD, ALUMINIUM, NW52, NOK.66 (PFTE WIT) STORZ, FIXED, 2", INTERNAL THREAD, ALUMINIUM, NW52, NOK.66 (PFTE WHITE) STORZ, FIX, 2", INTERNER THREAD, ALUMINIUM, NW52, NOK.66 (PFTE WEIß) STORZ, FIXE, 2" , FILETAGE INTERNE, ALUMINIUM, NW52, NOK.66 (PFTE BLANC)
	74STO103	STORZ, VAST, 2", UITWENDIGE DRAAD, ALUMINIUM, NW52, NOK.66 (SILI WIT) STORZ, FIXED, 2", EXTERNAL THREAD, ALUMINIUM, NW52, NOK.66 (SILI WHITE) STORZ, FIX, 2", AUßENGEWINDE, ALUMINIUM, NW52, NOK.66 (SILI WEIß) STORZ, FIXE, 2" , FILETAGE EXTERNE, ALUMINIUM, NW52, NOK.66 (BLANC SILI)


## KOPPELING & KLEPPEN - ALGEMEEN

	Article	Description
	74STO105	STORZ , BLIND, ALUMINIUM, NW52, NOK.66 STORZ , BLIND, ALUMINIUM, NW52, NOK.66 STORZ , BLIND, ALUMINIUM, NW52, NOK.66 STORZ, VOLET, ALUMINIUM, NW52, NOK.66
	74TWK001	TW KOPPELING, BLINDDEKSEL MB 80 SS , ROESTVRIJSTAAL TW COUPLING, BLIND LID MB 80 SS , STAINLESS STEEL TW KUPPLUNG, BLINDDECKEL MB 80 SS , EDELSTAHL TW RACCORD, COUVERCLE BORGNE MB 80 SS, ACIER INOXYDABLE
	74TWK002	KOPPELING, TW, BLINDDEKSEL MB 50 SS,RVS COUPLING , TW, BLIND LID MB 50 SS, STAINLESS STEEL KUPPLUNG, TW, BLINDDECKEL MB 50 SS, EDELSTAHL EMBRAYAGE, TW, COUVERCLE BORGNE MB 50 SS, ACIER INOXYDABLE
	74TWK004	TW KOPPELING, BLINDSTOP VB 80 SS , ROESTVRIJSTAAL TW COUPLING, BLIND STOP VB 80 SS , STAINLESS STEEL TW KUPPLUNG, BLINDSTOPFEN VB 80 SS , EDELSTAHL TW RACCORD, BUTEE VB 80 SS, ACIER INOXYDABLE
	74TWK005	KOPPELING, TW, BLINDSTOP VB 50 SS, RVS COUPLING , TW, BLIND STOP VB 50 SS, STAINLESS STEEL KUPPLUNG, TW, BLIND STOP VB 50 SS, EDELSTAHL EMBRAYAGE, TW, BLIND STOP VB 50 SS, INOX
	74TWK006	TW KOPPELING, DICHRINGSTUK, TW-K 80 SS-3" IG, RVS TW COUPLING, SEAL RING PIECE, TW-K 80 SS-3" IG, STAINLESS STEEL TW KUPPLUNG, DICHTUNG RINGSTÜCK, TW-K 80 SS-3" IG, EDELSTAHL TW RACCORD, JOINT TORIQUE, TW-K 80 SS-3 "IG, ACIER INOXYDABLE
	74TWK008	KOPPELING TW MANNELIJK VK 80 - 3" INWENDIG SS - ROESTVRIJSTAAL COUPLING TW MALE VK 80 - 3" INTERNALLY SS - STAINLESS STEEL KUPPLUNG TW MÄNNLICH VK 80 - 3" INTERN SS - EDELSTAHL RACCORD TW MALE VK 80 - 3 " EN INTERNE SS - ACIER INOXYDABLE

## KOPPELING & KLEPPEN - ALGEMEEN

	Article	Description
	74TWK009	KOPPELING, TW, MANNELIJK VK 50 - 2" INWENDIG SS - RVS COUPLING , TW, MALE VK 50-2 " INTERNALLY SS-STAINLESS STEEL KUPPLUNG, TW, MÄNNLICH VK 50-2 " INTERN SS- EDELSTAHL EMBRAYAGE, TW, MÂLE VK 50-2 " EN INTERNE SS-VR
	74TWK010	TW KOPPELING ,SPANRING/HENDEL TW-M 80 SS, RVS TW COUPLING, TENSION RING/HANDLE TW-M 80 SS, STAINLESS STEEL TW KUPPLUNG, SPANNRING/GRIFF TW-M 80 SS, EDELSTAHL TW RACCORD, BAGUE DE TENSION / POIGNEE TW-M 80 SS, ACIER INOXYDABLE
	74TWK011	TW KOPPELING ,MET SPANRING/HENDEL TW-M 50 SS, RVS TW COUPLING, WITH TENSION RING/HANDLE TW-M 50 SS, STAINLESS STEEL TW KUPPLUNG, MIT SPANNRING/ GRIFF TW-M 50 SS, EDELSTAHL TW RACCORD, AVEC ANNEAU DE TENSION / POIGNEE TW-M 50 SS, ACIER INOXYDABLE
	74TWK024	TW KOPPELING, DICHRINGSTUK, TW-K 80 MS-3" IG, MS TW COUPLING, SEAL RING PIECE, TW-K 80 MS-3" IG, MS TW KUPPLUNG, DICHTUNG RINGSTÜCK, TW-K 80 MS-3" IG, MS TW RACCORD, JOINT D'ÉTANCHÉITÉ, TW-K 80 MS-3 "IG, MS
	74TWK026	TW KOPPELING, MANNELIJK VK 80 - 3" INWENDIG MS - MESSING TW COUPLING, MALE VK 80 - 3" INTERNALLY MS - BRASS TW KUPPLUNG, MÄNNLICH VK 80 - 3" INTERN MS - MESSING TW RACCORD, MÂLE VK 80 - 3 " EN INTERNE MS - LAITON
	74TWK028	KOPPELING TW, SPANRING/HENDEL TW-M 80 MS, MESSING COUPLING TW, TENSION RING /HANDLE TW-M 80 MS, BRASS KUPPLUNG TW, SPANNRING/GRIFF TW-M 80 MS, MESSING RACCORD TW, ANNEAU DE TENSION / POIGNEE TW-M 80 MS, LAITON
	79KAB012	ANTI DIEFSTAL KABEL MET PVC TBV APPANDAGES (2X OOGJE / TOTAAL LENGTE 200MM) ANTI-THEFT CABLE WITH PVC FOR APPENDAGES (2X EYE/ TOTAL LENGTH 200MM) DIEBSTAHLSICHERUNGSKABEL MIT PVC FÜR ANHÄNGE (2X ÖSE/ TOTAL LÄNGE 200MM) CABLE ANTI-VOL AVEC PVC POUR APPENDICES (2X OEILLETTS / LONGUEUR TOTALE 200MM)

	Article	Description
	73KRO046	FORT VALE O-RING CLEANFLOW 4" - FORT VALE 5005-349 FORT VALE O-RING CLEANFLOW 4" - FORT VALE 5005-349 FORT VALE O-RING CLEANFLOW 4" - FORT VALE 5005-349 FORT VALE O-RING CLEANFLOW 4 " - FORT VALE 5005-349
	73KRO048	DICHTING 2" SILIKON - M&S VLINDERKLEP SEAL 2" SILICON - M&S BUTTERFLY VALVE DICHTUNG 2" SILIKON - M&S DROSSELKLAPPE JOINT 2 "SILICONE - VANNE PAPILLON M & S
	73KRO064	DICHTING WIT SILICON NW50 ( VOOR 73VLK063 ) SEAL WHITE SILICON NW50 (FOR 73VLK063 ) DICHTUNG WEIß SILIKON NW50 (FÜR 73VLK063 ) JOINT BLANC SILICON NW50 (POUR 73VLK063)
	77DKG003	DICHTING, KOPPELING, GUILLEMIN 3", BUNA ZWART SEAL, COUPLING, GUILLEMIN 3", BUNA BLACK DICHTUNG, KUPPLUNG, GUILLEMIN 3", BUNA SCHWARZ SEAL, RACCORD, GUILLEMIN 3 " , BUNA NOIR
	77DKR005	DICHTING, DIN11851 G, NW50, PTFE WIT (64X54X5) SEAL, DIN11851 G, NW50, PTFE WHITE (64X54X5) DICHTUNG, DIN11851 G, NW50, PTFE WEIß (64X54X5) JOINT, DIN11851 G, NW50, PTFE BLANC (64X54X5)
	77DKR009	DICHTING, DIN11851 G, NW80, PTFE WIT (95X85X5) SEAL, DIN11851 G, NW80, PTFE WHITE (95X85X5) DICHTUNG, DIN11851 G, NW80, PTFE WEIß (95X85X5) JOINT, DIN11851 G, NW80, PTFE BLANC (95X85X5)
	77DKR011	DICHTING, DIN11851 G, NW100, PTFE WIT (114X104X6) SEAL, DIN11851 G, NW100, PTFE WHITE (114X104X6) DICHTUNG, DIN11851 G, NW100, PTFE WEIß (114X104X6) JOINT, DIN11851 G, NW100, PTFE BLANC (114X104X6)

	Article	Description
	77VLR003	DICHTING, FLENS, ELAPAC BLAUW TW3" SEAL, FLANGE, ELAPAC BLUE TW3" DICHTUNG, FLANSCH, ELAPAC BLAU TW3" JOINT, BRIDE, ELAPAC BLEU TW3 "

## ELEKTRISCH - VERLICHTING

	Article	Description
	65LEC003	HEFBOOM ECAS HOOGTESENSOR (WABCO 441 050 718 2) LEVER HEIGHT HEBEL ECAS LEVIER CAPTEUR
	65LEC016	ECAS WEGSENSOR (441 050 100 0) DISTANCE SENSOR WEGSENSOR CAPTEUR DE DEPLACEMENT
	65M53003	5/3 WEGVENTIEL ELEKTRISCH BEDIEND 1/8" 5/3 DIRECTIONAL CONTROL VALVE ELECTRICALLY OPERATED 1/8" 5/3 WEGEVENTIL ELEKTRISCH BETRIEBEN 1/8" SOUPAPE 5/3 DE COMMANDE DIRECTIONNELLE ÉLECTRIQUE 1/8 "
	65RAB105	SENSOR WABCO 441 032 905 0 AXIAL SENSOR AXIALSENSOR CAPTEUR
	65RAB111	EBS STEKKERDOOS ( OPLEGGER ) - WABCO ABS SOCKET (7PIN) ABS-STECKDOSE 7POL. 24V PRISE DE COURANT ABS.
	65REB003	DRUKSENSOR (WABCO 441 044 102 0) ECAS-PRESSURE SENSOR, CVS DRUCKSENSOR CAPTEUR DE PRESSION ECAS
	65REB004	EBS VOEDINGSKABEL STEKDOOS12 MTR. (WABCO EBS-D) EBS POWER CABLE SOCKET 12 MTR. EBS NETZKABELBUCHSE 12 METER CABLE PRISE ALIMENTATION EBS 12 MTR.






## ELEKTRISCH - VERLICHTING

	Article	Description
	65REB092	EBS-E MODULATOR WABCO 4S/3M PREMIUM PEM (480 102 063 0) EBS-TRAILER MODULATOR 24 VOLT EBS-TRAILER MODULATOR 24 VOLT EBS-TRAILER MODULATEUR 24 VOLT
	65REB094	EBS-E VOEDINGSKABEL ISO 7638 STEKDOOS 12 MTR. SUPPLY CABLE VERSORGUNGSKABEL CABLE
	65REB096	EBS-E SENSORKABEL 3 MTR. CABLE WITH SOCKET KABEL MIT GERAETESTECKDOSE PROLONGATEUR ABS
	65REB104	EBS-E MODULATOR 2S/2M STANDAARD PEM WABCO EBS-TRAILER MODULATOR 24 VOLT EBS-TRAILER MODULATOR 24 VOLT EBS-TRAILER MODULATOR 24 VOLT
	65REB106	EBS-E LIFTAS, RTR KABEL DIN BAJ. 4 MTR. (WABCO 449 443 040 0) CABLE WITH SOCKET KABEL MIT GERAETESTECKDOSE CABLE AVEC PRISE
	65REB114	EBS-E SLIJTAGE-INDICATOREN EBS-KABEL 1.3 MTR. EBS-E WEAR INDICATORS EBS CABLE 1.3 MTR. EBS-E VERSCHLEISSANZEIGEN EBS CABLE 1.3 MTR. EBS-E INDICATEURS D'USURE EBS CABLE 1.3 MTR.
	65REB176	24N BACKUP KABEL 6 MTR PVC-ADR 24N BACKUP CABLE 6 MTR PVC ADR 24N ERSATZKABEL 6 MTR PVC ADR CABLE DE RECHANGE 24N 6 MTR PVC ADR

## ELEKTRISCH - VERLICHTING

	Article	Description
	65REB192	EBS-E VERBINDINGSKABEL 12 MTR. BAJ. EBS-E CONNECTION CABLE 12 METER BAJONET EBS-E ANSCHLUSSKABEL 12 MTR. BAJ. EBS-E CÂBLE DE CONNEXION 12 METER BAJONET
	65REB193	EBS VOEDINGSKABEL ISO 7638 STEKDOOS 0.3M BAJ. (WABCO 449 133 003 0) CABLE WITH ABS-SOCKET KABEL MIT ABS-STECKDOSE CABLE
	65RTC023	SENSOR VOOR LOOPREK BEVEILIGING - 0GRADEN SENSOR --ULTRASONIC ULTRASONIC SENSOR 0 GRAD CAPTEUR ULTRASONIQUE
	65RTC025	AKOESTISCHE SIGNALERING / ZOEMER BUZZER --TRAILER RUECKFAHRWARNER TAILGUARD BUZZER
	65RTC026	SENSOR LOOPREK BEVEILIGING - 15GRADEN SENSOR --ULTRASONIC ULTRASONIC SENSOR 15 GRAD - TAILGUARD CAPTEUR ULTRASONIQUE
	66KAA006	AARDINGSHASPEL TYPE EGLI (GEEL PLASTIC KAP , INCL 8M KABEL) GROUNDING REEL TYPE EGLI (YELLOW PLASTIC CAP, INCL 8M CABLE) ERDUNGSSPULE TYP EGLI (GELBE KUNSTSTOFFKAPPE, INKL 8M KABEL) MISE A LA TERRE, TYPE EGLI (CAPUCHON EN PLASTIQUE JAUNE, INCL 8M CABLE)
	66KAK138	STOP VOOR KETTING ZIJVERLICHTING 3P AANSL. STOPPER FOR CHAIN SIDE LIGHTNING 3PIN CONNECTION STOPPER FÜR KETTE SEITENBELEUCHTUNG 3 PIN ANSCHLUSS BOUCHON POUR CHAÎNE ÉCLAIRAGE LATÉRAL 3 BROCHES CONNEXION

## ELEKTRISCH - VERLICHTING

	Article	Description
	66KAS003	<p>SPIRAALKABEL 3-ADER 3X1,5 MM2 L=4,0 METER / 44 WINDINGEN (ADER KLEUREN : BRUIN / BLAUW / GEEL-GROEN)</p> <p>SPIRAL CABLE 3-WIRE 3X1.5 MM2 L = 4.0 METRES/ 44 WINDS (WIRE COLOURS: BROWN/BLUE/YELLOW-GREEN)</p> <p>SPIRAALKABEL 3-DRÄHTIG 3X1.5 MM2 L = 4.0 METER/ 44 WINDUNGEN (DRAHTFARBEN: BRAUN/BLAU/GELB-GRÜN)</p> <p>CÂBLE À SPIRALE 3 FILS 3X1,5 MM2 L = 4,0 MÈTRES / 44 VENTS (COULEURS FILAIRES: MARRON / BLEU / JAUNE-VERT)</p>
	66KAS012	<p>SPIRAALKABEL 15-ADER 12X1.5 + 3X2,5 ASS3 - ASPOCK</p> <p>SPIRAL CABLE 15-CORE 12X1.5 + 3X2.5 ASS3 - ASPOCK</p> <p>SPIRAALKABEL 15-ADRIG 12X1.5 + 3X2.5 ASS3</p> <p>CABLE SPIRALE 15 BRINS 12X1.5 + 3X2.5 ASS3 - ASPOCK</p>
	66KAV004	<p>KABEL 3000 MM VOOR EUROPOINT (LINKS) ADR</p> <p>CABLE 3000 MM FOR EUROPOINT (LEFT) ADR</p> <p>KABEL 3000 MM FÜR EUROPOINT (LINKS) ADR</p> <p>CABLE 3000 MM POUR EUROPOINT (GAUCHE) ADR</p>
	66KAV005	<p>KABEL 3000 MM VOOR EUROPOINT (RECHTS) ADR</p> <p>CABLE 3000 MM FOR EUROPOINT (RIGHT) ADR</p> <p>KABEL 3000 MM FÜR EUROPOINT (RECHTS) ADR</p> <p>CABLE 3000 MM POUR EUROPOINT (DROITE) ADR</p>
	66KAV010	<p>P&amp;R VLAKKABEL 17METER - ADR</p> <p>P&amp;R FLAT CABLE 17METRES - ADR</p> <p>P&amp;R FLACHKABEL 17 METER - ADR</p> <p>CABLE PLAT P &amp; R 17METRES - ADR</p>
	66KAV051	<p>VOEDINGSKABEL 15 POLIG - ADR-600MM-ASS3</p> <p>15-PIN POWER CABLE-ADR-600MM-ASS3</p> <p>15-POLIGES STROMKABEL-ADR-600MM-ASS3</p> <p>CÂBLE D'ALIMENTATION 15 BROCHES-ADR-600MM-ASS3</p>
	66KAV056	<p>VOEDINGSDOOS 24N+24S+15P -ADR-600MM-ASS3 - ASPOCK</p> <p>SUPPLY BOX 24N +24S +15P-ADR-600MM-ASS3 - ASPOCK</p> <p>VERSORGUNGSKASTEN 24N +24S +15P-ADR-600MM-ASS3 - ASPOCK</p> <p>BOÎTE D'ALIMENTATION 24N + 24S + 15P-ADR-600MM-ASS3 - ASPOCK</p>

## ELEKTRISCH - VERLICHTING

	Article	Description
	66KAV057	VOEDINGSKABEL 15-POLIG -ADR- 600MM POWER SUPPLY 15-PIN -ADR- 600MM STROMVERSORGUNG 15-PENNE -ADR- 600MM ALIMENTATION 15 POLIG -ADR- 600MM
	66KAV058	VOEDINGSKABEL 24N+24S -ADR-600MM-ASS3 POWER CABLE 24N + 24S-ADR-600MM-ASS3 STROMKABEL 24N + 24S-ADR-600MM-ASS3 CÂBLE D'ALIMENTATION 24N + 24S-ADR-600MM-ASS3
	66KAV060	HOOFDKABEL 15 ADERIG - ADR - 15000 MM - ASS3 MAIN CABLE 15 WIRE - ADR - 15000 MM - ASS3 HAUPTKABEL 15-DRÄHTIG - ADR - 15000 MM - ASS3 CABLE PRINCIPAL 15 FILS - ADR - 15000 MM - ASS3
	66KAV071	KETTING ZIJVERLICHTING MET 5X 3-POLIG AANSLUITING - ASPOCK CHAIN SIDE LIGHT WITH 5X 3PIN CONNECTION - ASPOCK KETTEN-SEITENLEUCHE MIT 5X 3PENNE VERBINDUNG - ASPOCK LUMIÈRE CÔTÉ CHAÎNE AVEC RACCORDEMENT 5X3 BROCHE - ASPOCK
	66KAV080	TUSSENKABEL 2X ASS3 + 1X ASS2 (REMLICHT) CONNECTING CABLE 2X ASS3 + 1X ASS2 (BRAKE LIGHT) VERBINDUNGSKABEL 2X ASS3 + 1X ASS2 (BREMSLICHT) CÂBLE DE CONNEXION 2X ASS3 + 1X ASS2 (FEU DE FREIN)
	66KAV083	Y-KABEL 3P ASS3 (LENGTE 2X 200MM) Y-CABLE 3P ASS3 (LENGTH 2X 200MM) Y-KABEL 3P ASS3 (LÄNGE 2X 200MM) CABLE Y 3P ASS3 (LONGUEUR 2X 200MM)
	66KAV090	VOEDINGSDOOS 15-POLIG SUPPLY BOX 15-PIN VERSORUNGSKASTEN 15-PIN BOÎTE D'ALIMENTATION 15 BROCHES

## ELEKTRISCH - VERLICHTING

	Article	Description
	66KDC001	VERBINDINGSDOOS POLYESTER IP 65 KLEUR GRIJS120 X 122 X 90 MM CONNECTION BOX POLYESTER IP 65 COLOR GRAY 120 X 122 X 90 MM ANSCHLUSSDOSE POLYESTER IP 65 FARBE GRAU 120 X 122 X 90 MM BOÎTE DE CONNEXION POLYESTER IP 65 COULEUR GRIS 120 X 122 X 90 MM
	66KDC002	VERBINDINGSDOOS (GRIJS) POLYESTER IP 65 KLEUR GRIJS 220 X 120 X 90 MM CONNECTING BOX (GREY) POLYESTER IP 65 ANSCHLUSSDOSE (GRAU) POLYESTER IP 65 BOITIER DE CONNEXION (GRIS) POLYESTER IP 65
	66KDC008	VERDEELDOOS ASPOCK DISTRIBUTION BOX ASPOCK VERTEILERKASTEN ASPOCK BOÎTE DE DISTRIBUTION ASPOCK
	66KDC026	VERDEELDOOS ASPOCK - ADR - ASS3 (2X1600MM) DISTRIBUTION BOX ASPOCK - ADR - ASS3 VERTEILERKASTEN ASPOCK - ADR - ASS3 BOÎTE DE DISTRIBUTION ASPOCK - ADR - ASS3
	66KDC028	VERDEELKABEL ASPOCK ACHTER -ADR 2X2500-ASS3 DISTRIBUTION CABLE ASPOCK REAR -ADR 2X2500-ASS3 VERTEILERKABEL ASPOCK HINTEN -ADR 2X2500-ASS3 CABLE DE DISTRIBUTION ASPOCK ARRIERE -ADR 2X2500-ASS3
	66KDC029	TUSSENVERDEELDOOS ASPOCK - ADR - ASS3 INTERMEDIATE DISTRIBUTION BOX ASPOCK - ADR - ASS3 INTERMEDIËRE VERTEILERKASTEN ASPOCK - ADR - ASS3 BOÎTE DE DISTRIBUTION INTERMÉDIAIRE ASPOCK - ADR - ASS3
	66KDC030	VERDEELDOOS ADR 3-KAMER - ASS3 DIVIDER ADR 3-ROOM-ASS3 DIVIDER ADR 3-ZIMMER-ASS3 DIVISEUR ADR 3-ROOM-ASS3

## ELEKTRISCH - VERLICHTING

	Article	Description
	66KDC062	VERDEELDOOS + LCG2 (75-0310-007) DISTRIBUTION BOX + LCG2 (75-0310-007) VERTEILERKASTEN + LCG2 (75-0310-007) BOÎTE DE DISTRIBUTION + LCG2 (75-0310-007)
	66RFC013	REFLECTOR DIA 61 MM ROND AMBER AEB 60-OR-N MET MONTAGE GAT REFLECTOR DIA 61 MM ROUND AMBER AEB 60-OR-NWITH MOUNTING HOLE REFLEKTOR DURCHMESSER 61 MM RUND BERNSTEIN AEB 60-OR-NMIT BEFESTIGUNGSLOCH RÉFLECTEUR DIA 61 MM ROND AMBRE AEB 60-OR-NAVEC TROU DE MONTAGE
	66SCC038	ENKELVOUDIG COMEX KAST (2XM20 RED)
	66SCO008	DRAAIKNOP , ZWARTE HENDEL 2 VASTE STANDEN TURN KNOB, BLACK HANDLE 2 FIXED POSITIONS DREHGRIF, SCHWARZER GRIFF 2 FIXE POSITIONEN BOUTON TOURNANT, POIGNÉE NOIR 2 POSITIONS FIXES
	66SCO020	SCHAKELMODULE VOOR RAILMONTAGE, 2NO SWITCH MODULE FOR RAIL MOUNTING, 2NO SCHALTMODUL FÜR SCHIENENMONTAGE, 2NO MODULE D'INTERRUPTEUR POUR MONTAGE SUR RAIL, 2NO
	66SCO081	KEUZESCHAKELAAR 0-I, BLIJVEND (FLEX+FRONT) SWITCH 0-I, CONTINUOUS (FLEX + FRONT) SCHALTER 0-I, KONTINUIERLICH (FLEX + FRONT) COMMUTATEUR 0-I, CONTINU (FLEX + AVANT)
	66SCO082	RELAIS 24VDC / 30-40A RELAIS 24VDC / 30-40A RELAIS 24VDC / 30-40A RELAIS 24VDC / 30-40A

## ELEKTRISCH - VERLICHTING

	Article	Description
	66STC001	BATTERIJSTEKKER (MANN), TYPE E2 200AMP REMA BATTERY PLUG (MALE), TYPE E2 200 AMP REMA AKKUSTECKER (MÄNNLICH), TYP E2 200 AMPER REMA CONNECTEUR DE BATTERIE (MALE), TYPE E2 200 AMP REMA
	66STC002	BATTERIJSTEKKER(FEMALE), TYPE E1 / 200 AMP REMA BATTERY PLUG (FEMALE), TYPE E1/200 AMP REMA AKKUSTECKER (WEIBLICH), TYP E1/200 AMPER REMA CONNECTEUR DE BATTERIE (FEMELLE), TYPE E1 / 200 AMP REMA
	66STC006	STEKKER 3-POLIG HELLA PLUG 3-PIN HELLA STECKER 3-PIN HELLA PLUG HELLA À 3 BROCHES
	66STC018	STEKKERDOOS 3-POLIG SOCKET BOX 3-PIN STECKDOSENKASTEN 3-PIN BOITIER CONNECTEUR A 3 BROCHES
	66VAC054	ACHTERLICHT,6-KAMER MET DRIEHOEK LINKS (VALEO LC7 T4 C 11 C) REAR LIGHT, 6-CHAMBER WITH TRIANGLE LEFT (VALEO LC7 T4 C 11 C) RÜCKLICHT, 6-KAMMERN MIT DREIECK LINKS (VALEO LC7 T4 C 11 C) FEU ARRIÈRE, 6 CHAMBRES AVEC TRIANGLE GAUCHE (VALEO LC7 T4 C 11 C)
	66VAC058	ACHTERLICHT ECOPOINT LINKS REAR LIGHT ECOPOINT LEFT RÜCKLICHT ECOPOINT LINKS LUMIÈRE ARRIÈRE GAUCHE ECOPOINT
	66VAC059	ACHTERLICHT ECOPOINT RECHTS REAR LIGHT ECOPOINT RIGHT RÜCKLICHT ECOPOINT RECHTS LUMIÈRE ARRIÈRE DROITE ECOPOINT

## ELEKTRISCH - VERLICHTING








	Article	Description
	66VAC067	ACHTERLICHT LED-ECOPOINT, DRIEHOEK, LINKS REAR LIGHT LED ECOPOINT, TRIANGLE, LEFT RÜCKLICHT LED ECOPOINT, DREIECK, LINKS LED ARRIÈRE, TRIANGLE, GAUCHE ECOPOINT
	66VAC068	ACHTERLICHT LED-ECOPOINT, DRIEHOEK, RECHTS REAR LIGHT LED ECOPOINT, TRIANGLE, RIGHT RÜCKLICHT LED ECOPOINT, DREIECK, RECHTS LED ARRIÈRE, TRIANGLE, DROITE ECOPOINT
	66VAC085	EUROPOINT II LINKS, 1X STANDL. LED EUROPOINT II LEFT, 1X STANDL. LED EUROPOINT II LINKS, 1X STANDL. LED EUROPOINT II GAUCHE, 1X STANDL. LED
	66VAC086	EUROPOINT II RECHTS, 1X STANDL. LED EUROPOINT II RIGHT, 1X STANDL. LED EUROPOINT II RECHTS, 1X STANDL. LED EUROPOINT II DROITE, 1X STANDL. LED
	66VAC090	3 KAMER LAMP LED ENKEL 24V 3 CHAMBER LIGHT LED SINGLE 24V 3 KAMMERLEUCHTEN LED EINZEL 24V LUMIÈRE LED A 3 CHAMBRES SINGLE 24V
	66VAC100	MISTLAMP LED LED FOG LIGHT LED NEBELLEUCHTE FEU DE BROUILLARD LED
	66VAC101	ACHTERUITRIJLAMP LED REVERSING LED LIGHT RÜCKFAHRLEUCHTE LED LED DE LUMIÈRE ARRIÈRE

	Article	Description
	66VAC109	3 KAMER LAMP ASPOCK
	66VAC122	3 KAMER LAMP LED 'DURALED COMBI' ,RECHTHOEK 3 ROOM LAMP LED "DURALED COMBI", RECTANGLE 3 ZIMMER LAMPE LED " DURALED COMBI ", RECHTECK LAMPE 3 PIÈCES LED'DURALED COMBI', RECTANGLE
	66VAC147	MINI LED II - 3K LAMP - OPEN UITEINDE 12/24V MINI LED II-3K LAMP-OPEN END 12/24V MINI LED II-3K LAMPE-OFFENES ENDE 12/24V MINI LED II-3K LAMP-OPEN END 12/24V
	66VAC154	ACHTERLICHT EUROPOINT II RECHTS (4X 2POL. AANSLUITING) REAR LIGHT EURO POINT II RIGHT RÜCKLEUCHTE EURO POINT II RECHTS FEU ARRIÈRE EURO POINT II DROIT
	66VAC155	ACHTERLICHT EUROPOINT II LINKS (4X 2POL. AANSLUITING) REAR LIGHT EURO POINT II LEFT RÜCKLEUCHTE EURO POINT II LINKS FEU ARRIÈRE EURO POINT II GAUCHE
	66VAC156	MIST + ACHTERUITRIJLAMP LED PG11 FOG + BACKUP LIGHT LED PG11 NEBEL + ERSATZ LICHT LED PG11 FEU DE BROUILLARD + REcul LED PG11
	66VAC161	EUROPOINT III LINKS (25-7000-507) EUROPOINT III LEFT (25-7000-507) EUROPOINT III LINKS (25-7000-507) EUROPOINT III GAUCHE (25-7000-507)

## ELEKTRISCH - VERLICHTING

	Article	Description
	66VAC162	EUROPOINT III RECHTS (25-7400-507) EUROPOINT III RIGHT EUROPOINT III RECHTS EUROPOINT III DROIT
	66VAC164	EUROPOINT III LINKS, MET BREEDTELICHT EUROPOINT III LEFT, WITH WIDTH LIGHT EUROPOINT III LINKS, MIT BREITE LICHT EUROPOINT III GAUCHE, AVEC LUMIÈRE DE LARGEUR
	66VAC165	EUROPOINT III RECHTS, MET BREEDTELICHT EUROPOINT III RIGHT, WITH WIDTH LIGHT EUROPOINT III RECHTS, MIT BREITE LICHT EUROPOINT III DROIT, AVEC LARGEUR DE LARGEUR
	66VAC166	EUROPOINT III LED LINKS, MET BREEDTELICHT (25-7020-707) EUROPOINT III LED LEFT, WITH WIDTH LIGHT (25-7020-707) EUROPOINT III LED LINKS, MIT BREITE LICHT (25-7020-707) EUROPOINT III LED GAUCHE, AVEC LUMIÈRE DE LARGEUR (25-7020-707)
	66VAC167	EUROPOINT III LED RECHTS, MET BREEDTELICHT (25-7420-707) EUROPOINT III LED RIGHT, WITH WIDTH LIGHT (25-7420-707) EUROPOINT III LED RECHTS, MIT BREITE LICHT (25-7420-707) EUROPOINT III LED DROITE, AVEC LUMIERE DE LARGEUR (25-7420-707)
	66VAC171	EUROPOINT III LED LINKS (25-7000-707) EURO POINT III LED LEFT (25-7000-707) EURO POINT III LED LINKS (25-7000-707) EUROPOINT III LED GAUCHE (25-7000-707)
	66VAC172	EUROPOINT III LED RECHTS (25-7400-707) EURO POINT III LED RIGHT (25-7400-707) EURO POINT III LED RECHTS (25-7400-707) EURO POINT III LED DROITE (25-7400-707)

	Article	Description
	66VAC188	ECOLED II LINKS, MET BREEDTELICHT, ECOLED II LEFT, WITH WIDTH LIGHT ECOLED II LINKS, MIT BREITE LICHT ECOLED II LED GAUCHE, AVEC LUMIÈRE DE LARGEUR
	66VAC189	ECOLED II RECHTS, MET BREEDTELICHT, ECOLED II RIGHT, WITH WIDTH LIGHT ECOLED II RECHTS, MIT BREITE LICHT ECOLED II DROIT, AVEC LARGEUR DE LARGEUR
	66VAC204	EUROPOINT III LINKS EUROPOINT III LEFT EUROPOINT III-LINKS EUROPOINT III GAUCHE
	66VAC205	EUROPOINT III RECHTS EUROPOINT III RIGHT EUROPOINT III RICHTIG EUROPOINT III DROITE
	66VAO003	BESCHERMKAP 5-K LAMPEN PROTECTION CAP 5-K LAMPS SCHUTZKAPPE 5-K LAMPEN CAPUCHON DE PROTECTION LAMPES 5-K
	66VAO019	LENS VOOR ACHTERLICHT EUROPOINT II LENS FOR REAR LIGHT EURO POINT II OBJEKTIV FÜR RÜCKLEUCHTE EURO POINT II OBJECTIF POUR LA LUMIÈRE ARRIÈRE EURO POINT II
	66VAO033	LENS ASPOCK EUROPOINT III LINKS LENS FOR ASPOCK EUROPOINT III LEFT LENS FUR ASPOCK EUROPOINT III LINKS LENTILLE ASPOCK EUROPOINT III GAUCHE

	Article	Description
	66VAO034	LENS VOOR ASPOCK EUROPOINT III RECHTS LENS FOR ASPOCK EUROPOINT III RIGHT OBJEKTIV FÜR ASPOCK EUROPOINT III RECHTS LENTILLE POUR ASPOCK EUROPOINT III DROIT
	66VKC008	KASTVERLICHTING TYPE 569 , KABELINFÜHR W10A CABINET LIGHTING TYPE 569, KABELINFÜHR W10A SCHRANKBELEUCHTUNG TYP 569, KABELINFÜHR W10A ÉCLAIRAGE DE COFFRET TYPE 569, KABELINFÜHR W10A
	66VNC009	KENTEKENPLAAT VERLICHTING REGPOINT LED ADR P&R LICENCE PLATE LIGHTING RIGHT, REGPOINT LED ADR P&R NUMMERNSCHILD BELEUCHTUNG RECHTS, REGPOINT LED ADR P&R ÉCLAIRAGE DE PLAQUE D'IMMATRICULATION DROIT, REGPOINT LED ADR P & R
	66VNC018	KENTEKENPL. VERLICHTING REGPOINT ADR ASS3 (36-3007-397) REGISTRATION PLATE. LIGHTING REGPOINT ADR ASS3 (36-3007-397) KENNZEICHEN. BELEUCHTUNG REGPOINT ADR ASS3 (36-3007-397) PLAQUE D'IMMATRICULATION. ECLAIRAGE REGPOINT ADR ASS3 (36-3007-397)
	66VNC020	KENTEKENPLAAT VERLICHTING REGPOINT LED ADR LICENSE PLATE LIGHTS REGPOINT LED ADR KENNZEICHENBELEUCHTUNG REGPOINT LED ADR LIGHTS PLAQUE D'IMMATRICULATION REGPOINT LED ADR
	66VNC023	KENTEKENPLAAT VERLICHTING REGPOINT II LED LICENCE PLATE LIGHTING REGPOINT II LED NUMMERNSCHILD BELEUCHTUNG REGPOINT II LED ÉCLAIRAGE DE PLAQUE D'IMMATRICULATION REGPOINT II LED
	66VNC024	KENTEKENPL. VERLICHTING REGPOINT II LED LICENCE PL. LIGHTING REGPOINT II LED NUMMERNSCHILD BELEUCHTUNG REGPOINT II LED ÉCLAIRAGE DE PLAQUE D'IMMATRICULATION REGPOINT II LED

## ELEKTRISCH - VERLICHTING

	Article	Description
	66VNC025	KENTEKENPLAAT VERLICHTING REGPOINT II LED ASS2 LICENSE PLATE LIGHTING REGPOINT II LED ASS2 LIZENZSCHILD BELEUCHTUNG REGPOINT II LED ASS2 ÉCLAIRAGE DE PLAQUE D'IMMATRICULATION REGPOINT II LED ASS2
	66VNC030	KENTEKENPLAAT VERLICHTING RECHT REGPOINT LED ADR P&R LICENSE PLATE LIGHT RIGHT REGPOINT LED ADR P R LIZENZPLATTE LIGHT RECHTS REGPOINT LED ADR P R PLAQUE DE LICENCE LIGHT RIGHT REGPOINT LED ADR P R
	66VNC034	KENTEKENPLAAT VERLICHTING FLEXLED II LED ASS2 NUMBER PLATE LIGHTING FLEXLED II LED ASS2 KENNZEICHENBELEUCHTUNG FLEXLED II LED ASS2 ECLAIRAGE DE PLAQUE NUMERO FLEXLED II LED ASS2
	66VPC014	ZIJMARKERINGSLAMP AMBER VALEO FE 94 PDK SIDE MARKING LIGHT AMBER VALEO FE 94 PDK SEITENMARKIERUNGS-LEUCHTE BERNSTEINFARBEN VALEO FE 94 PDK LUMIÈRE DE MARQUAGE LATÉRALE AMBRE VALEO FE 94 PDK
	66VPC015	ZIJMARKERINGSLAMP AMBER SIDE MARKING LIGHT AMBER SEITENMARKIERUNGS-LEUCHTE BERNSTEINFARBEN LUMIÈRE DE MARQUAGE LATÉRALE AMBRE
	66VPC064	ZIJMARKERINGSLICHT LED UNI-POINT ADR 1500MM SIDE MARKING LIGHT LED UNI-POINT ADR 1500MM SEITENMARKIERUNGS-LEUCHTE LED UNI-POINT ADR 1500MM LUMIÈRE DE MARQUAGE LATÉRALE LED UNI-POINT ADR 1500MM
	66VPC069	ZIJMARKERINGSLAMP LED HELLA SIDE MARKING LIGHT LED HELLA SEITENMARKIERUNGS-LEUCHTE LED HELLA LUMIÈRE DE MARQUAGE LATÉRALE LED HELLA








## ELEKTRISCH - VERLICHTING

	Article	Description
	66VPC072	POSITIELICHT WIT LED P&R 500 MM ADR UNI-POINT POSITION LIGHT WHITE LED P&R 500 MM ADR UNI-POINT POSITIONSLICHT WEIß LED P&R 500 MM ADR UNI-POINT FEU DE POSITION LED BLANCHE P & R 500 MM ADR UNI-POINT
	66VPC077	ZIJMARKERINGSLICHT LED UNI-POINT ADR 500MM SIDE MARKER LAMP LED UNI-POINT ADR 500MM SEITENMARKIERUNGSLEUCHTE LED UNI-POINT ADR 500MM LAMPE DE MARQUEUR LATÉRAL LED UNI-POINT ADR 500MM
	66VPC078	ZIJMARKERINGSLICHT LED UNI-POINT ADR 1500MM SIDE MARKING LIGHT LED UNI-POINT ADR 1500MM SEITENMARKIERUNGS-LEUCHTE LED UNI-POINT ADR 1500MM LUMIÈRE DE MARQUAGE LATÉRALE LED UNI-POINT ADR 1500MM
	66VPC079	POSITIELICHT WIT LED P&R 500 MM ADR INBOUW POSITION LIGHT WHITE LED P&R 500 MM ADR BUILT-IN POSITIONSLICHT WEIß LED P&R 500 MM ADR EINGEBAUTE FEU DE POSITION LED BLANCHE P & R 500 MM ADR INTEGRE
	66VPC080	BREEDTELICHT LINKS SUPERPOINT II RT/WS ADR WIDTH LIGHT LEFT SUPERPOINT II RT/WS ADR BREITE LICHT LINKS SUPERPOINT II RT/WS ADR LUMIÈRE DE LARGEUR GAUCHE SUPERPOINT II RT / WS ADR
	66VPC081	BREEDTELICHT RECHTS SUPERPOINT II RT/WS ADR WIDTH LIGHT RIGHT SUPERPOINT II RT/WS ADR BREITE LICHT RECHTS SUPERPOINT II RT/WS ADR LUMIÈRE DE LARGEUR DROITE SUPERPOINT II RT / WS ADR
	66VPC089	POSITIELICHT WIT LED P&R 500MM ADR UNIPPOINT POSITION LIGHT WHITE LED P & R 500MM ADR UNIPPOINT POSITIONSLICHT WEIß LED P & R 500MM ADR UNIPPOINT FEU DE POSITION LED BLANCHE P & R 500 MM ADR UNIPPOINT


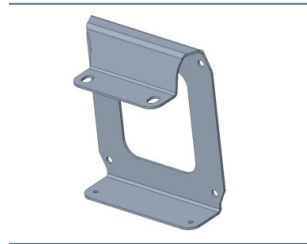





## ELEKTRISCH - VERLICHTING

	Article	Description
	66VPC095	BREEDTELICHT LED SUPERPOINT III RT/WS ADR (RECHTS) WIDTH LIGHT LED SUPERPOINT III RT/WS ADR BREITE LICHT LED SUPERPOINT III RT/WS ADR LUMIÈRE DE LARGEUR SUPERPOINT III RT / WS ADR
	66VPC096	BREEDTELICHT LED SUPERPOINT III RT/WS ADR (LINKS) WIDTH LIGHT LED SUPERPOINT III RT/WS ADR BREITE LICHT LED SUPERPOINT III RT/WS ADR LUMIÈRE DE LARGEUR SUPERPOINT III RT / WS ADR
	66VPC097	MONTAGESTEUN, RUBBER, VOOR UNIPOINT OP BUIS 42 MOUNTING BRACKET, RUBBER, FOR UNIPOINT ON PIPE 42 HALTERUNG, GUMMI, FÜR UNIPOINT AUF ROHR 42 SUPPORT DE MONTAGE EN CAOUTCHOUC POUR UNIPOINT SUR TUYAU 42
	66VPC107	ZIJMARKERINGSLICHT LED UNI-POINT ORANJE ADR 1500MM (ZONDER STEUN) SIDE MARKING LIGHT LED UNI-POINT ADR 1500MM (WITHOUT BRACKET) SEITENMARKIERUNGS-LEUCHE LED UNI-POINT ADR 1500MM (OHNE HALTERUNG) LUMIÈRE DE MARQUAGE LATÉRALE LED UNI-POINT ADR 1500MM (SANS SUPPORT)
	66VPC108	POSITIELICHT WIT LED 1500MM ADR UNIPOINT (ZONDER STEUN) POSITION LIGHT WHITE LED 1500MM ADR UNIPOINT (WITHOUT BRACKET) POSITIONSLICHT WEIß LED 1500MM ADR UNIPOINT (OHNE HALTERUNG) FEU DE POSITION BLANC LED 1500MM ADR UNIPOINT (SANS SUPPORT)
	66VPC125	BREEDTELICHT LED SUPERPOINT III RT/WS ADR - LINKERZIJDE (MET BEKABELING) WIDTH LIGHT LED SUPER POINT III RT/WS ADR LEFT (WITH CABLING) BREITE LICHT-LED SUPER PUNKT III RT/WS ADR LINKS (MIT VERKABELUNG) LARGEUR LED SUPER POINT III RT/WS ADR GAUCHE (AVEC CÂBLAGE)
	66VPC126	BREEDTELICHT LED SUPERPOINT III RT/WS ADR - RECHTERZIJDE (MET BEKABELING) WIDTH LIGHT LED SUPER POINT III RT/WS ADR-RIGHT SIDE (WITH CABLING) BREITE LICHT-LED SUPER POINT III RT/WS ADR-RECHTE SEITE (MIT VERKABELUNG) LARGEUR LED SUPER POINT III RT/WS ADR-CÔTÉ DROIT (AVEC CÂBLAGE)




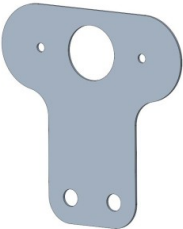
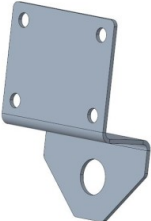


## ELEKTRISCH - VERLICHTING

	Article	Description
	66VPC135	ZIJMARKERINGSLICHT LED UNI-POINT ADR 500MM SIDE MARKING LIGHT LED UNI-POINT ADR 500MM SEITENMARKIERUNGS-LEUCHTE LED UNI-POINT ADR 500MM LUMIÈRE DE MARQUAGE LATÉRALE LED UNI-POINT ADR 500MM
	66VPC141	POSITIELICHT WIT LED 500MM ADR UNIPOINT POSITION LIGHT WHITE LED 500MM ADR UNIPOINT POSITIONSLICHT WEIß LED 500MM ADR UNIPOINT FEU DE POSITION BLANC LED 500MM ADR UNIPOINT
	66VPC149	BREEDTELICHT SUPERPOINT III RT/WS ADR RECHTS WIDTH LIGHT SUPERPOINT III RT/WS ADR RIGHT BREITE LICHT SUPERPOINT III RT/WS ADR RECHTS LUMIÈRE DE LARGEUR SUPERPOINT III RT / WS DROIT
	66VPC152	BREEDTELICHT SUPERPOINT II RT/WS ADR (RECHTS) WIDTH LIGHT SUPERPOINT II RT/WS ADR BREITE LICHT SUPERPOINT II RT/WS ADR LUMIÈRE DE LARGEUR SUPERPOINT II RT / WS
	66VPC153	BREEDTELICHT SUPERPOINT II RT/WS ADR (LINKS) WIDE LIGHT SUPERPOINT II RT / WS ADR (LINKS) BREITBELEUCHTUNG SUPERPOINT II RT / WS ADR (LINKS) SUPERPOINT LUMINEUX II RT / WS ADR (LIENS)
	66VPC155	BREEDTELICHT LED SUPERPOINT LINKS - IV RT/WS ADR WIDTH LIGHT LED SUPERPOINT LEFT - IV RT/WS ADR BREITE LICHT LED SUPERPOINT LINKS - IV RT/WS ADR LUMIÈRE DE LARGEUR LED GAUCHE SUPERPOINT II RT / WS
	66VPC156	BREEDTELICHT LED SUPERPOINT RECHTS - IV RT/WS ADR WIDTH LIGHT LED SUPERPOINT RIGHT - IV RT/WS ADR BREITE LICHT LED SUPERPOINT RECHTS - IV RT/WS ADR LUMIÈRE DE LARGEUR LED DROITE SUPERPOINT II RT / WS



	Article	Description
	66VPO028	P&R HULSE (15-5971-007) P&R HULSE (15-5971-007) P&R HULSE (15-5971-007) P&R HULSE (15-5971-007)
	66VPO029	HOUDER MARKERINGSLAMP UNI POINT 90° HOLDER MARKING LIGHT UNI POINT 90° HALTER MARKIERUNGS-LEUCHTE UNI POINT 90° LUMIÈRE DE MARQUAGE DE SUPPORT UNI POINT 90 °
	66VWC020	WERKLAMP, ACHTERUITRIJLAMP WORK LIGHT, REVERSE LIGHT ARBEITSLICHT, RÜCKFAHRSCHEINWERFER LUMIÈRE DE TRAVAIL, LUMIÈRE INVERSÉE
	66VWC027	OVAAL LED ACHTERUITRIJLAMP (MET KABEL 2,5MTR) OVAL LED REVERSE LIGHT OVAL LED RÜCKFAHRSCHEINWERFER LED DE REcul OVALE
	66VZC019	FLITSLAMP, LED, ORANJE FLASHER LIGHT, LED, ORANGE BLINKERLEUCHTE, LED, ORANGE CLIGNOTANT, LED, ORANGE
	66ZOE002	ACHTERUITRIJ ALARM 24 VOLT (75-0000-007) REVERSE ALARM 24 VOLT (75-0000-007) RÜCKWÄRTSGANG-SUMMER 24 VOLT (75-0000-007) ALARME DE REcul 24 VOLTS (75-0000-007)
	67BUM033	OPVULBUSJE BEVESTIGING BREEDTELICHT FILL TUBE ATTACHMENT WIDTH LIGHT FÜLLROHR BEFESTIGUNG BREITE LICHT TUBE POUR ATTACHE LUMIERE DE LARGEUR

	Article	Description
	73BOV066	REMOTE LEVEL CONTROL - SECU-T SET
	A0R0000029	MONTAGE>ELEX MOUNT>ELEX MOUNT>ELEX MONTAGE>ELEX
	A0R0000096	MONTAGE>ELEX MOUNT>ELEX MOUNT>ELEX MONTAGE>ELEXMONTAGE>ELEX
	A0S0000003	BEVESTIGING>ACHTERSCHERM/BUZZER MOUNT>TAILGUARD/BUZZER MONTAGE>HECKSCHUTZ/SUMMER MONTAGE>GUARD/BUZZER
	A0S0000101	MONTAGEPLAAT ZWAAILAMP TEGEN BUMPER MOUNTING PLATE FLASHING LIGHT AGAINST BUMPER PLAQUE DE MONTAGE BELLE POUTRE CONTRE PARE-CHOC PLAQUE DE MONTAGE BELLE POUTRE CONTRE PARE-CHOC
	A1M0000057	STEUN>ZIJMARKERING[ASPOCK] MOUNT>SIDEMARKER[ASPOCK] MONTAGE>SEITENMARKIERUNG[ASPOCK] MONTAGE>MARQUE LATÉRALE[ASPOCK]
	A2J0001908	KABELHOUDER-SS;DIA250 CABLE HOLDER-SS;DIA250 KABELHALTER-SS;DIA250 SUPPORT DE CÂBLE-SS;DIA250







## ELEKTRISCH - VERLICHTING

	Article	Description
	A2M0000066	WERKLAMPHOUDER>BUMPER WORK LIGHT HOLDER>BUMPER ARBEITSLICHTHALTER>STOßSTANGE SUPPORT DE LAMPE DE TRAVAIL>PARE-CHOCS
	A3J0001495	STEUN LAMP OP FIETSENVANGER SUPPORT LAMP ON SIDE GUARD STÜTZLEUCHTE AM SEITENSCHUTZ LAMPE DE SUPPORT SUR LA PROTECTION LATÉRALE
	A3J0002439	SMARTBOARD STEUN SMARTBOARD SUPPORT SMARTBOARD-UNTERSTÜTZUNG SUPPORT POUR TABLEAU INTELLIGENT
	A3M0000123	MONTAGE>ZIJMARKERING[ASPOCK] MOUNT>SIDEMARKER[ASPOCK] MONTAGE>SEITENMARKIERUNG[ASPOCK] MONTAGE>MARQUE LATÉRALE[ASPOCK]
	A3R0000036	INFO PUNT STEUN INFO POINT SUPPORT INFO-POINT-UNTERSTÜTZUNG ASSISTANCE AUX POINTS D'INFORMATION
	A3R0000188	STEUN>DIAGNOSEPLUG[WABCO] SUPPORT>DIAGNOSE PLUG[WABCO] SUPPORT>DIAGNOSESTECKER[WABCO] ASSISTANCE>DIAGNOSTIC PRISE[WABCO]
	A3S0000019	STEUN VERSTRALER>BUMPER BRIGHT LIGHT SUPPORT>BUMPER HELLE LICHTUNTERSTÜTZUNG>STOßSTANGE SUPPORT LUMIÈRE BRILLANTE>PARE-CHOCS

## ELEKTRISCH - VERLICHTING

	Article	Description
	A3S0000035	MONTAGEBEUGEL[2xELEKTRISCHE KNOP] MOUNTING BRACKET[2xELECTRIC BUTTON] MONTAGEHALTERUNG[2xELEKTROKNOPF] SUPPORT DE MONTAGE[2xBouton ÉLECTRIQUE]
	A3S0000047	MONTAGEPLAAT ZOEMER MOUNTING PLATE BUZZER MONTAGEPLATTE SUMMER PLAQUE DE MONTAGE SONORE
	A3S0000130	MONTAGEBEUGEL>WABCO-TRANSICS MOUNTING BRACKET>WABCO-TRANSICS MONTAGEHALTERUNG>WABCO-TRANSICS SUPPORT DE MONTAGE>WABCO-TRANSICS
	A5R0000209	BEVESTIGING>STEKKERPLAAT MOUNT>FRONTPLATE MONTAGE>FRONTPLATTE MONTAGE>FAÇADE
	A7J0003770	LICHTPLAAT;ASPOCK;ACHTERBESCHERMER;HOT ONDERDOMPELD GEGALVANISEERD LIGHTCAGE;ASPOCK;TAILGUARD;HOT DIP GALVANISED LICHTKÄFIG;ASPOCK;HECKSCHUTZ;FEUERVERZINKT CAGE D'ÉCLAIRAGE ; ASPOCK ; GARDE-ARRIÈRE ; GALVANISÉ À CHAUD
	A7J0004300	LICHTPLAAT LINKS LIGHT PLATE LEFT LICHTPLATTE LINKS PLAQUE LUMINEUSE GAUCHE
	A7J0004304	LICHTPLAAT RECHTS LIGHT PLATE RIGHT LICHTPLATTE RECHTS PLAQUE D'ÉCLAIRAGE DROITE

## ELEKTRISCH - VERLICHTING

	Article	Description
	A7J0005094	PLAATSTAAL[S355MC];T6 MONTAGEPLAAT ACHTERLICHT EUROPOINT/ECOLED PLATE-STEEL[S355MC];T6MOUNTING PLATE REAR LIGHT EUROPOINT/ECOLED PLATTE-STAHL[S355MC];T6MONTAGEPLATTE RÜCKLICHT EUROPOINT/ECOLED PLAQUE D'ACIER[S355MC];T6PLAQUE DE MONTAGE FEU ARRIÈRE EUROPOINT/ECOLED
	A7M0000004	VOORZIJMARKERSTEUN STAAL L468 FRONT SIDE MARKER SUPPORT STEEL L468 VORDERSEITE MARKIERUNGSHALTER STAHL L468 SUPPORT DE MARQUE LATÉRAL AVANT ACIER L468
	A7M0000056	MONTAGEPLAAT>VERDEELDOOS MOUNTING PLATE>DISTRIBUTION BOX MONTAGEPLATTE>VERTEILERKASTEN PLAQUE DE MONTAGE>BOITE DE DISTRIBUTION
	A7R0000140	DEKSEL VAN HET BEDIENINGSPANEEL CONTROL PANEL COVER BEDIENFELDABDECKUNG COUVERCLE DU PANNEAU DE COMMANDE
	A7R0000141	MONTAGEPLAAT VERDEELDOOS DISTRIBUTION BOX MOUNTING PLATE MONTAGEPLATTE VERTEILERKASTEN PLAQUE DE MONTAGE BOÎTE DE DISTRIBUTION
	A7R0000387	BESCHERMINGSRUBBER L440 PROTECTION RUBBER L440 SCHUTZGUMMI L440 CAOUTCHOUC DE PROTECTION L440
	A7R0000473	BESCHERMINGSRUBBER L500 PROTECTION RUBBER L500 SCHUTZGUMMI L500 CAOUTCHOUC DE PROTECTION L500

## ELEKTRISCH - VERLICHTING

	Article	Description
	A7S0000007	VERGRENDELPLAATJE>STEKKERS LOCKING PLATE>PLUGS VERRIEGELUNGSPLATTE>STECKER PLAQUE DE VERROUILLAGE>BOUCHONS
	A7S0000008	STEKKER BEVESTIGING>GELEIDINGSPROFIEL PLUG CONNECTION>GUIDE PROFILE STECKVERBINDUNG>FÜHRUNGSPROFIL CONNEXION FICHE>PROFIL DE GUIDAGE
	A7S0000019	STEKKER BEVESTIGING>GELEIDINGSPROFIEL PLUG ATTACHMENT>GUIDE PROFILE STECKERBEVESTIGUNG>FÜHRUNGSPROFIL FIXATION PRISE>PROFIL DE GUIDE
	A7S0000039	BEVESTIGINGSBEUGEL BAND PILOT SYSTEEM MOUNTING BRACKET TIRE PILOT SYSTEM MONTAGEHALTER REIFENPILOTSYSTEM SUPPORT DE MONTAGE SYSTÈME PILOTE DE PNEU
	A7S0000069	MONTAGEPLAAT VERSTRALER MOUNTING PLATE SPOTLIGHT MONTAGEPLATTE SCHEINWERFER PLAQUE DE MONTAGE SPOT
	A7S0000108	SCHUIFPROFIEL RVS SLIDING PROFILE STAINLESS STEEL GLEITPROFIL EDELSTAHL PROFIL COULISSANT EN ACIER INOXYDABLE
	A7S0000221	STEKKERPLAAT FRONTPLATE FRONTPLATTE PLAQUE FRONTALE


## ELEKTRISCH - VERLICHTING

	Article	Description
	A9J0000532	STEUN ELEKTRISCHE STEKKER SUPPORT ELECTRICAL PLUG UNTERSTÜTZUNG DES ELEKTRISCHEN STECKERS SUPPORT PRISE ÉLECTRIQUE
	A9J0000533	STEUN>ELEKTRISCHE SCHAKELAAR SUPPORT>ELECTRICAL SWITCH UNTERSTÜTZUNG>ELEKTRISCHER SCHALTER ASSISTANCE>INTERRUPTEUR ÉLECTRIQUE
	A9J0001065	STEUN>ELEKTRISCHE SCHAKELAAR SUPPORT>ELECTRICAL SWITCH UNTERSTÜTZUNG>ELEKTRISCHER SCHALTER ASSISTANCE>INTERRUPTEUR ÉLECTRIQUE
	A9R0000012	STEKKERPLAAT PLUG PLATE STECKERPLATTE PLAQUE DE BOUCHON
	A9S0000004	MONTAGEPLAAT>1X SCHAKELAAR MOUNTING PLATE>1X SWITCH MONTAGEPLATTE>1X SCHALTER PLAQUE DE MONTAGE>1X INTERRUPTEUR
	OND54023	STANDAARD CONTACTELEMENT "S" STANDARD CONTACTELEMENT "S" STANDARD-KONTAKTELEMENT "S" ÉLÉMENT DE CONTACT STANDARD "S"
	OND54025	STANDAARD CONTACTELEMENT "O"

Article	Description
OND805053	BEDIENINGS KAST MET 1 GAT CONTROL CABINET WITH 1 HOLE SCHALTSCHRANK MIT 1 LOCH ARMOIRE DE COMMANDE AVEC 1 TROU



## LUCHT - PNEUMATISCHE REM- & VERINGONDERDELEN

	Article	Description
	65BSP007	REMSPIRAAL, GEEL 20 WIN.2 X KOPPEL. M 16X1,5 BRAKE SPIRAL, YELLOW 20 WIN.2 X COUPLING. M 16X1.5 BREMSSPIRALE, GELB 20 WIN.2 X KUPPLUNG. M 16X1.5 SPIRALE DE FREIN, JAUNE 20 WIN.2 X RACCORD. M 16X1.5
	65BSP008	REMSPIRAAL, ROOD, 20 WIN.2 X KOPPEL. M 16X1,5 BRAKE SPIRAL, RED, 20 WIN.2 X COUPLING. M 16X1.5 BREMSSPIRALE, ROT, 20 WIN.2 X KUPPLUNG. M 16X1.5 SPIRALE DE FREIN, ROUGE, 20 WIN.2 X RACCORD. M 16X1.5
	65LBE001	HOOGTEREGELAAR BEVESTIGING HEIGHT REGULATOR ATTACHMENT HÖHENREGLER-BEFESTIGUNG ATTACHMENT DE RÉGULATEUR DE HAUTEUR
	65LBE002	HOOGTEREGELAAR BEVESTIGING RING GAGE ASSEMBLY -Q GESTAENGE LEVIER ELASTIQUE
	65LHD003	6/5 WEGVENTIEL WABCO - HEFFEN / DALEN ROTARY SLIDE VALVE DREHSCHIEBERVENTIL VALVE
	65LHD009	HEF-DAALVENTIEL COLAS + RTR-PUSH IN - DIN BAJ LIFT-LOWER VALVE COLAS + RTR-PUSH IN - DIN BAJ LIFT-LOWER VENTIL COLAS + RTR-PUSH IN - DIN BAJ VALVE INFÉRIEURE COLAS + RTR-PUSH IN - DIN BAJ
	65LHD012	HEF-DAALVENTIEL E-TASC VOORGEMONTEERD TRAILER AIR SUSPENSION CONTROL REGELVENTIL FUER ANHAENGER-LUF VALVE ETASC POUR TUBE 9/12

## LUCHT - PNEUMATISCHE REM- & VERINGONDERDELEN

	Article	Description
	65LHR010	HOOGTEREGELAAR MET PUSH-IN 380 L / MIN. HEIGHT REGULATOR WITH PUSH-IN 380 L/MIN. HÖHENREGLER MIT PUSH-IN 380 L/MIN. RÉGULATEUR DE HAUTEUR AVEC POUSSÉE DE 380 L / MIN.
	65LHR012	HOOGTEREGELAAR MET PUSH-IN 610 LTR/MIN HEIGHT REGULATOR WITH PUSH-IN 610 LITER/MIN HÖHENREGLER MIT PUSH-IN 610 LITER/MIN RÉGULATEUR DE HAUTEUR AVEC POUSSÉE 610 LITRES / MIN
	65LHR017	HOOGTEREGELAAR MET SPER MET KOPPELINGEN CHASSIS LEVELLING VALVE+CUT-OFF NIVEAUREGELVENTIL CHASSIS LEVELLING VALVE
	65LLA009	LIFTASKLEP ELEKTRISCH 1-KRINGS (463 084 031 0) LIFT AXLE CONTROL VALVE LIFTACHS-STEUERVENTIL VRE ELECTRIQUE
	65LLA012	LIFTASKLEP LACV-IC IMPULSGESTUURD (WABCO 463 084 100 0) LIFT AXLE CONTROL VALVE LIFTACHSSTEUERVENTIL VALVE (CONTROLE) ESSIEU LEVABL
	65LLA014	LIFTAS KLEP ILAS-E+ - BAJ. PUSH IN 6 POORTEN LIFT AXIS VALVE ILAS-E + - BAJ. PUSH IN 6-HOLE HUBACHSENVENTIL ILAS-E + - BAJ. PUSH-IN 6-LOCH SOUPAPE AXE DE LEVAGE ILAS-E + - BAJ. PUSH-IN 6 TROUS
	65M2W003	OF-VENTIEL 1/8" (WISSELVENTIEL) OF VALVE 1/8" (EXCHANGE VALVE) OF VENTIL 1/8" (UMSCHALTVENTIL) SOUPAPE OF 1/8 "(VANNE D'ECHANGE)

## LUCHT - PNEUMATISCHE REM- & VERINGONDERDELEN

	Article	Description
	65M32002	3/2 WEGVENTIEL EUROPA 3/2 DIRECTIONAL CONTROL VALVE EUROPE 3/2 WEGVENTIL EUROPA 3/2 SOUPEPE DE COMMANDE DIRECTIONNELLE EUROPE
	65M32004	3/2 WEGKLEP 3/2 DIRECTIONAL CONTROL VALVE 3/2-WEGEVENTIL VALVE DE COMMANDE
	65M32015	3/2 KLEP, VOOR PANEELMONTAGE, ZWARTE KNOP 3/2 VALVE, FOR PANEL MOUNTING, BLACK BUTTON 3/2 VENTIL, FÜR TAFELEINBAU, SCHWARZE TASTE VALVE 3/2, POUR MONTAGE SUR PANNEAU, BOUTON NOIR
	65M32032	3/2 WEGVENTIEL - WABCO 4630360160 3/2 ROAD VALVE - WABCO 4630360160 3/2 AUS VENTIL - WABCO 4630360160 3/2 OFF VALVE - WABCO 4630360160
	65M32046	3/2 VENTIEL TERUGVEER MET HENDEL, NAV 33 LES NC - 1/4" AANSLUITING 3/2 VALVE RETURN WITH HANDLE, NAV 33 LES NC - 1/4" CONNECTION 3/2 VENTILRÜCKLAUF MIT GRIFF, NAV 33 LES NC - 1/4" ANSCHLUSS 3/2 RETOUR DE SOUPEPE AVEC POIGNEE NAV 33 LES NC - 1/4" CONNEXION
	65M32081	3/2 SCHUIFVENTIEL 1/8" ROLBEDIEND / VEERRETOUR 3/2 SLIDING VALVE 1/8" WHEEL-OPERATED/SPRING RETURN 3/2 SCHIEBERVENTIL 1/8" RADBETRIEBEN/FEDERRÜCKLAUF 3/2 SOUPEPE COULISSANTE 1/8 " SUR ROUES / RETOUR A RESSORT
	65M32086	3/2 KLEP, REXROTH, LUCHTBEDIEND, VEERRETOUR - 1/8"M. 3/2 VALVE, REXROTH, AIR-OPERATED, SPRING RETURN - 1/8" M. 3/2 VENTIL, REXROTH, LUFTBETRIEBEN, FEDERRÜCKLAUF - 1/8" M. SOUPEPE 3/2, REXROTH, A AIR, RETOUR A RESSORT - 1/8 "M.

## LUCHT - PNEUMATISCHE REM- & VERINGONDERDELEN

	Article	Description
	65M32089	3/2 KLEP, 1/8" B, 2 X LUCHTBEDIEND (BISTABIEL) 3/2 VALVE, 1/8" B, 2 X AIR-OPERATED (BI-STABLE) 3/2 VENTIL, 1/8" B, 2 X LUFTBETRIEBEN (BI-STABIL) VALVE 3/2, 1/8 "B, 2 X A AIR (BI-STABLE)
	65M32091	3/2 MAGNEETKLEP (ONTLUCHTEND) BAJONET 472 171 706 0 3/2 SOLENOID VALVE 3/2-WEGE-MAGNETVENTIL ELECTROVALVE
	65M32096	3/2 MAGNEETKLEP (BELUCHTEND) DIN BAJONET (472 172 606 0) 3/2 SOLENOID VALVE 3/2-WEGE-MAGNETVENTIL ELECTRO VALVE
	65M42002	SCHAKELAAR - VENTIEL, 4/3-WEG 0-10 BAR SWITCH-VALVE, 4/3-WAY 0-10 BAR SCHALTVENTIL, 4/3-WEGE 0-10 BAR COMMUTATEUR-VALVE, 4/3-WAY 0-10 BAR
	65M52002	5/2 KLEP, G 1/8", LUCHT BEDIEND, VEERRETOUR 5/2 VALVE, G 1/8", AIR-OPERATED, SPRING RETURN 5/2 VENTIL, G 1/8", LUFTBETRIEBEN, FEDERRÜCKLAUF SOUPAPE 5/2, G 1/8 ", A AIR, RETOUR A RESSORT
	65MDI001	DOORSTROMINGS REGELAAR MET FIJNREGELING ( DIAMETER 6 MM) FLOW REGULATOR WITH FINE TUNING (DIAMETER 6 MM) MENGENREGLER MIT FEINABSTIMMUNG (DURCHMESSER 6 MM) REGULATEUR DE DEBIT AVEC REGLAGE FIN (DIAMETRE 6 MM)
	65MDI019	DRUKVERKLIKKER, LUCHTDRUKINDICATOR ZWART-ROOD PRESSURE CLICKER, AIR PRESSURE INDICATOR BLACK-RED DRUCK-KLICKEK, LUFTDRUCKANZEIGE SCHWARZ-ROT INDICATEUR DE PRESSION D'AIR NOIR-ROUGE

## LUCHT - PNEUMATISCHE REM- & VERINGONDERDELEN

	Article	Description
	65MDI026	OLIE - WATERAFSCHEIDER 1/4" OIL - WATER SEPARATOR 1/4" ÖL-WASSERABSCHIEDER 1/4" SÉPARATEUR D'HUILE-EAU 1/4 "
	65MDI058	DRUKREGELAAR 016802 PRESSURE REGULATOR 016802 DRUCKREGLER 016802 RÉGULATEUR DE PRESSION 016802
	65MDI063	DRUKREGELAAR R21-C2-000 , TRAPLOOS PRESSURE REGULATOR R21-C2-000, STEPLESS DRUCKREGLER R21-C2-000, STUFENLOS RÉGULATEUR DE PRESSION R21-C2-000, PAS
	65MDI064	SNELONLUCHTINGSKLEP MET VERSTERKTE MEMBRAAN QUICK VENT VALVE WITH REINFORCED MEMBRANE SCHNELL ENTLÜFTUNGSVENTIL MIT VERSTÄRKTER MEMBRAN SOUPEPE D'ÉVENT RAPIDE AVEC MEMBRANE RENFORCÉE
	65MSP003	PNEUMATISCH SNELONLUCHTINGSVENTIEL (LEIDING 6MM) PNEUMATIC FAST AERATION VALVE (PIPE 6MM) PNEUMATISCHES SCHNELL-BELÜFTUNGSVENTIL (ROHR 6MM) SOUPEPE D'AÉRATION RAPIDE PNEUMATIQUE (TUYAU 6MM)
	65RCI048	VEERREMCILINDER TROMMEL 24/30 BPW SPRING BRAKE CHAMBER DRUM 24/30 BPW FEDERBREMSE KAMMERTROMMEL 24/30 BPW TAMBOUR DE CHAMBRE DE FREIN DE RESSORT 24/30 EPT
	65REB008	EBS RELAISVENTIEL (WABCO 480 207 001 0) EBS-RELAY VALVE EBS-RELAISVENTIL VALVE RELAIS EBS





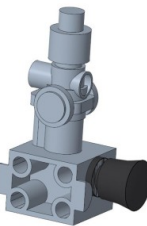


## LUCHT - PNEUMATISCHE REM- & VERINGONDERDELEN

	Article	Description
	65REB022	EBS ISO 7638 KABEL STEKDOOS 12M (PVC) HALDEX EBS ISO 7638 CABLE SOCKET 12M (PVC) HALDEX EBS ISO 7638 KABELSTECKDOSE 12M (PVC) HALDEX PRISE DE CABLE EBS ISO 7638 12M (PVC) HALDEX
	65REB023	EBS SENSORKABEL 3METER EBS SENSOR CABLE 3METRE EBS SENSORKABEL 3 METER CABLE DE CAPTEUR EBS 3METRE
	65REB093	PREV VENTIEL MET KOPPELINGEN 8 MM PARK RELEASE EMERGENCY VALVE PARK-/LOESE-SICHERHEITSVENTIL VALVE D'URGENCE ET DESSERRAGE
	65REB109	TRCM VENTIEL MET KOPPELINGEN 8 MM - HALDEX TRCM VALVE WITH COUPLINGS 8 MM - HALDEX TRCM VENTIL MIT KUPPLUNGEN 8 MM - HALDEX VALVE TRCM AVEC RACCORDEMENTS 8 MM - HALDEX
	65REB177	24N BACKUP KABEL 6 MTR ADR HALDEX 24N BACKUP CABLE 6 MTR ADR HALDEX 24N SICHERUNGSKABEL 6 MTR ADR HALDEX CABLE DE SECOURS 24N 6 MTR ADR HALDEX
	65REB196	MODULATOR EB+ 2M GEN3 / 5 AUX-STAB-KOPP (1E MONTAGE ARTIKEL - BEVEILIGD) MODULATOR EB + 2M GEN3 / 5 AUX-STAB-COUP MODULATOR EB + 2M GEN3 / 5 AUX-STAB-COUP MODULATEUR EB + 2M GEN3 / 5 AUX-STAB-COUP
	65RFI002	LEIDINGSFILTER M22 X 1,5 PIPE FILTER M22 X 1.5 ROHRFILTER M22 X 1.5 FILTRE DE TUYAU M22 X 1.5

## LUCHT - PNEUMATISCHE REM- & VERINGONDERDELEN

	Article	Description
	65RFI007	ONTLUCHTINGSFILTER M22 X 1,5 VENT FILTER M22 X 1.5 ENTLÜFTUNGS FILTER M22 X 1,5 FILTRE D'ÉVENT M22 X 1,5
	65RKE018	ONTWATERINGSVENTIEL, AUTOMATISCH ( 315 016 001) DRAINAGE VALVE, AUTOMATIC (315 016 001) ABLASSVENTIL, AUTOMATIC (315 016 001) VALVE DE DRAINAGE, AUTOMATIQUE (315 016 001)
	65RKS019	KOPPELSTUK ISO 1728 ROOD MET FILTER EN MOER COUPLER PIECE ISO 1728 RED WITH FILTER AND NUT VERBINDUNGSSTÜCK ISO 1728 ROT MIT FILTER UND MUTTER PIECE DE RACORDEMENT ISO 1728 ROUGE AVEC FILTRE ET ECROU
	65RKS020	KOPPELSTUK ISO 1728 GEEL MET FILTER, MOER COUPLER PIECE ISO 1728 YELLOW WITH FILTER, NUT VERBINDUNGSSTÜCK ISO 1728 GELB MIT FILTER, MUTTER PIECE DE RACORDEMENT ISO 1728 JAUNE AVEC FILTRE, ECROU
	65RKS034	KOPPELSTUK ISO 1728 GEEL FILTER,MOER CONNECTOR ISO 1728 YELLOW FILTER, NUT STECKER ISO 1728 GELBFILTER, NUSS CONNECTEUR ISO 1728 FILTRE JAUNE, NOIX
	65RPK004	ONTLUCHTINGSKRAAN MET METALEN HENDEL VENTILATION TAP WITH METAL HANDLE ENTLÜFTUNGSHAHN MIT METALLGRIFF ROBINET DE VENTILATION AVEC POIGNÉE MÉTALLIQUE
	65RPK032	SNELLOSVENTIEL 4XM16 + WISSELKLEP WABCO QUICK RELEASE VALVE SCHNELLLOESEVENTIL QRV AVEC DVA INTERREE S/P

# LUCHT - PNEUMATISCHE REM- & VERINGONDERDELEN

	Article	Description
	65RRK007	OVERSTROOMKLEP OR 6,0 BAR CHARGING VALVE -Q UEBERSTROEMVENTIL VALVE BARRAGE
	65RRK017	DRUKBEGRENZINGSKLEP 6.0 BAR (475 015 501 0) PRESSURE LIMITING VALVE DRUCKBEGRENZUNGSVENTIL VALVE LIMITATION
	65SET065	KIT SNELLOS + MANIFOLD + KOPPELINGEN + STOP KIT QUICK RELEASE + MANIFOLD + COUPLINGS + STOP KIT SCHNELLSPANNER + VERTEILER + KUPPLUNGEN + STOP KIT DÉMARRAGE RAPIDE + COLLECTEUR + RACCORDS + ARRÊT
	65SET066	KIT SNELLOS + MANIFOLD + KOPPELINGEN KIT QUICK RELEASE + MANIFOLD + COUPLINGS KIT SCHNELLSPANNER + VERTEILER + KUPPLUNGEN KIT DÉMARRAGE RAPIDE + COLLECTEUR + RACCORDS
	73BAP033	STUURBLOK, PST 2A, ZWART, HAAR 005070 CONTROL BLOCK, PST 2A, BLACK, HAAR 005070 STEUERBSCHLOSS, PST 2A, SCHWARZ, HAAR 005070 BLOC DE CONTRÔLE, PST 2A, NOIR, HAAR 005070
	73BAP035	STUURBLOK, PST 4A, ROOD, HAAR 015644 CONTROL BLOCK, PST 4A, ROOD, HAAR 015644 STEUERBSCHLOSS, PST 4A, ROOD, HAAR 015644 BLOC DE CONTRÔLE, PST 4A, ROUGE, CHEVEUX 015644
	73BAP150	EINDBLOK,SET , PE-L+ PE-R (HAAR 1693332) END BLOCK, SET , PE-L+ PE-R (HAAR 1693332) ENDBSCHLOSS, SET, PE-L+ PE-R (HAAR 1693332) BLOC DE FIN, SET, PE-L + PE-R (HAAR 1693332)

## LUCHT - PNEUMATISCHE REM- & VERINGONDERDELEN

	Article	Description
	73BDR058	OVERDRUKVENTIEL HEROSE 1 1/2" - 1,8 BAR OVERPRESSURE VALVE HEROSE 1 1/2" - 1,8 BAR ÜBERDRUCKVENTIL HEROSE 1 1/2" - 1,8 BAR SOUPEPE DE SURPRESSION HEROSE 1 1/2 " - 1,8 BAR
	73BDR059	OVERDRUKVENTIEL HEROSE 1 1/2" - 2 BAR - CE OVERPRESSURE VALVE HEROSE 1 1/2" - 2 BAR - CE ÜBERDRUCKVENTIL HEROSE 1 1/2" - 2 BAR - CE SOUPEPE DE SURPRESSION HEROSE 1 1/2 " - 2 BAR - CE
	73BDR112	OVERDRUKVENTIEL NIEZGODKA 1" - 2 BAR ( CHROOM-NIKKELSTAAL) OVERPRESSURE VALVE NIEZGODKA 1 " - 2 BAR (CHROME NICKEL STEEL) ÜBERDRUCKVENTIL NIEZGODKA 1 " - 2 BAR (CHROM NICKEL STAHL) VALVE DE SURPRESSION NIEZGODKA 1 " - 2 BAR (ACIER CHROME NICKEL)
	73BLL012	PNEUMATISCHE ROLVIBRATOR (4250 NEWTON / 22.000HZ.) PNEUMATIC ROLL VIBRATOR (4250 NEWTON / 22,000HZ) PNEUMATISCHER ROLL-VIBRATOR (4250 NEWTON / 22,000HZ) VIBRATEUR À PISTON PNEUMATIQUE (4250 NEWTON / 22,000HZ)
	73BLL025	GELUIDSDEMPER VOOR ROLVIBRATOR 73BLL012 SOUND DAMPER FOR ROLL VIBRATOR 73BLL012 SCHALLDÄMPFER FÜR ROLLVIBRATOR 73BLL012 AMORTISSEUR DE SON POUR VIBRATEUR DE ROULEMENT 73BLL012
	73BMM006	MANOMETER, 0...10 BAR, D63, G1/4" ONDER MANOMETER, 0...10 BAR, D63, G1/4" UNDER MANOMETER, 0...10 BAR, D63, G1/4" UNTERSEITE MANOMÈTRE, 0 ... 10 BAR, D63, G1 / 4 " BAS
	73BMM010	MANOMETER, 0...4 BAR, D63, G1/4" ONDER MANOMETER, 0...4 BAR, D63, G1/4" UNDER MANOMETER, 0...4 BAR, D63, G1/4" UNTERSEITE MANOMÈTRE, 0 ... 4 BAR, D63, G1 / 4 "BAS

## LUCHT - PNEUMATISCHE REM- & VERINGONDERDELEN

	Article	Description
	73BMM012	MANOMETER, 0...400 BAR, D63, G1/4" MET GLYCERINE MANOMETER, 0... 400 BAR, D63, G1/4 "WITH GLYCERINE MANOMETER, 0... 400 BAR, D63, G1/4 "MIT GLYCERIN MANOMÈTRE, 0... 400 BAR, D63, G1/4 "AVEC GLYCÉRINE
	73BMM013	MANOMETER, 0...6 BAR, D63, G1/4" ONDER MANOMETER, 0...6 BAR, D63, G1/4" UNDER MANOMETER, 0...6 BAR, D63, G1/4" UNTERSEITE MANOMÈTRE, 0 ... 6 BAR, D63, G1 / 4 "BAS
	73BMM014	MANOMETER, 0...10 BAR, D63, G1/4" ACHTER (GLYCERINE, PANEELMONTAGE) MANOMETER, 0...10 BAR, D63, G1/4" REAR (GLYCERINE, PANEL MOUNT) MANOMETER, 0...10 BAR, D63, G1/4" RÜCKSEITE (GLYZERIN, TAFELEINBAU) MANOMÈTRE, 0 ... 10 BAR, D63, G1 / 4 "ARRIÈRE (GLYCÉRINE, MONTURE PANNEAU)
	73BMM024	MANOMETER, -1...9 BAR, D63, G1/4" ONDER MANOMETER, -1 ... 9 BAR, D63, G1 / 4 "UNDER MANOMETER, -1 ... 9 BAR, D63, G1 / 4 "UNTER MANOMETRE, -1 ... 9 BAR, D63, G1 / 4 "SOUS
	73BMM029	MANOMETER, 0...4 BAR, D63, G1/4" LINKS MANOMETER, 0... 4 BAR, D63, G1/4 "LEFT MANOMETER, 0... 4 BAR, D63, G1/4 "LEFT MANOMÈTRE, 0... 4 BAR, D63, G1/4 "GAUCHE
	73BMM049	MANOMETER ( 0...6 BAR, D63, G1/4" ACHTER) MANOMETER ( 0...6 BAR, D63, G1/4" REAR) MANOMETER ( 0...6 BAR, D63, G1/4" RÜCKSEITE) MANOMÈTRE (0 ... 6 BAR, D63, G1 / 4 "ARRIÈRE)
	73BTM003	THERMOMETER, INSTEEL, 0+120°C, DRM 63 (ROESTVRIJSTAAL - MET PASTA GEVULD) THERMOMETER, INSERTION, 0+120°C, DRM 63 (STAINLESS STEEL - FILLED WITH PASTE) THERMOMETER, EINFÜHRUNG, 0+120°C, DRM 63 (EDELSTAHL - MIT PASTE GEFÜLLT) THERMOMÈTRE, INSERTION, 0 + 120 ° C, DRM 63 (ACIER INOXYDABLE - REMPLI AVEC PÂTE)

## LUCHT - PNEUMATISCHE REM- & VERINGONDERDELEN

	Article	Description
	73FLU009	PERSLUCHTFILTER DRUM M329/450 PNEUMATIC FILTER DRUM M329/450 PNEUMATISCHE FILTER DRUM M329/450 FILTRE PNEUMATIQUE DRUM M329/450
	73PBK037	GESTUURDE AFSLUITER 1/2" VITON AFDICHTING STEERED VALVE 1/2" VITON SEAL LENKVENTIL 1/2" VITON SEAL JOINT DE VITON 1/2"
	73SHO037	RUBBER PAD (PART OF 403080) RUBBER PAD (PART OF 403080) GUMMIAUFLAGE (TEIL VON 403080) BLOC DE CAOUTCHOUC (ELEMENT DE 403080)
	74DIV013	VERDEELBLOK 6X60°; AANSL. 6X M16X1,5 ALU DIVIDER BLOCK 6X60 °; CONN. 6X M16X1, 5 ALU TRENN BLOCK 6X60 °; CONN. 6X M16X1, 5 ALU BLOC DIVISEUR 6X60 °; CONN. 6X M16X1, 5 ALU
	74DIV019	VERDEELBLOK 1X5 AANSL. M16X1,5 ALUMINIUM RECHTSCHTHOEK DISTRIBUTION BLOCK 1X5 CONN. M16X1.5 ALUMINIUM RIGHT ANGLE VERTEILERBSCHLOSS 1X5 CONN. M16X1.5 ALUMINIUM RECHTER WINKEL BLOC DE DISTRIBUTION 1X5 CONN. M16X1.5 ANGLE DROIT EN ALUMINIUM
	74DIV021	VERDEELBLOK 2X5 AANSL. KOPPELINGEN 8X1 SIRIT DISTRIBUTION BLOCK 2X5 CONN. COUPLINGS 8X1 SIRIT VERTEILERBSCHLOSS 2X5 CONN. KUPPLUNGEN 8X1 SIRIT BLOC DE DISTRIBUTION 2X5 CONN. RACCORDS 8X1 SIRIT
	74IKD033	ONTWATERINGSVENTIEL MANUEEL M22X1,5

## LUCHT - PNEUMATISCHE REM- & VERINGONDERDELEN

	Article	Description
	74IKD058	RECHTE INSCHR.INST.VERBINDING DRM 8X1 RIGHT SCREW-IN ADJ. CONNECTION DRM 8X1 RECHTS EINSCHRAUB ADJ. VERBINDUNG DRM 8X1 CONNECTION VIS ADJ. DROITE. DRM 8X1
	74IKD108	HAAKSE INSCHROEF / INSTEEKVERBINDING DRM 8X1 ANGLE SCREW / INSERT CONNECTION DRM 8X1 ANGLE SCREW / INSERT CONNECTION DRM 8X1 RACCORDEMENT CONNEXION VIS / ANGLE DRM 8X1
	74IKD115	INSTELBARE MANOMETER KOPPELING D 6/ G 1/4" ADJUSTABLE MANOMETER COUPLING D 6/ G 1/4" ANPASSBARE MANOMETER KUPPLUNG D 6/ G 1/4" RACCORD DU MANOMETRE REGLABLE D 6 / G 1/4 "
	74IKP002	INSTEEK INSCHROEFKOPPELING , HAAKS DRM 6,R 1/4"K INSERTION SCREW-IN COUPLING, HAAKS DRM 6,R 1/4"K EINFÜHR EINSCHRAUB KUPPLUNG, HAAKS DRM 6,R 1/4"K RACCORD À VIS À INSERTION, HAAKS DRM 6, R 1/4 "K
	74IKP007	INSTEEK INSCHROEFKOPPELING, RECHT DRM 8,R 1/4"K INSERTION SCREW-IN COUPLING, RIGHT DRM 8,R 1/4"K EINFÜHR EINSCHRAUB KUPPLUNG, RECHTS DRM 8,R 1/4"K RACCORD À VIS À INSERTION DROITE DRM 8, R 1/4 "K
	74REM022	ONTWATERINGSVENTIEL MANUEEL M22X1,5 DRAINAGE VALVE MANUAL M22X1,5 ABLASSVENTIL MANUELL M22X1,5 VANNE DE DRAINAGE MANUEL M22X1,5
	74REM024	SCHOTTVERBINDER / STOP M22 + O-RING (032 973 809)

## LUCHT - PNEUMATISCHE REM- & VERINGONDERDELEN

	Article	Description
	74REM026	KUNSTSTOF LAGERS VOOR LUCHTTANK PLASTIC BEARINGS FOR AIR TANKS KUNSTSTOFFLAGER FÜR LUFTBEHÄLTER ROULEMENTS EN PLASTIQUE POUR RÉSERVOIRS D'AIR
	A0R0000137	STEUN> SNELLE ONTLUCHTING SUPPORT>QUICK AIR RELAESE UNTERSTÜTZUNG>SCHNELLE LUFTFREIGABE SUPPORT>DÉGAGEMENT D'AIR RAPIDE
	A0R0000139	MONTAGE OFFSET>HALDEX>INFO CENTRUM MOUNTING OFFSET>HALDEX>INFO CENTER MONTAGEVERSATZ>HALDEX>INFO CENTER DÉCALAGE DE MONTAGE>HALDEX>CENTRE D'INFO
	A0R0000243	OPTITIRE STEUN;ECU WABCO OPTITIRE ONDERSTEUNING;ECU WABCO OPTITIRE SUPPORT;ECU WABCO OPTITIRE-UNTERSTÜTZUNG;ECU WABCO SUPPORT OPTITIRE;ECU WABCO
	A2R0000249	STEUN 3/2 VENTIEL SUPPORT 3/2 VALVE UNTERSTÜTZUNG 3/2 VENTIL SUPPORT VANNE 3/2
	A3R0000016	MONTAGEPLAAT LIFTAS VENTIEL LIFT BAG VALVE MOUNTING PLATE MONTAGEPLATTE DES HEBEBAGSVENTILS PLAQUE DE MONTAGE DE VALVE DE SAC DE LEVAGE
	A3R0000022	MONTAGESTEUN TPS KAST MOUNTING SUPPORT TPS CABINET MONTAGEUNTERSTÜTZUNG TPS-SCHRANK SUPPORT DE MONTAGE ARMOIRE TPS

## LUCHT - PNEUMATISCHE REM- & VERINGONDERDELEN

	Article	Description
	A3R0000142	MONTAGEBEUGEL>BANDENSPIANNING SYSTEEM-BEDIENINGSKAST MOUNTING BRACKET>TIRE PRESSURE SYSTEM-CONTROL BOX MONTAGEHALTERUNG>REIFENDRUCKSYSTEM-STEUERKASTEN SUPPORT DE MONTAGE>SYSTÈME DE PRESSION DES PNEUS-BOÎTE DE COMMANDE
	A7J0003863	STEUN STEKKERPLAAT PLUG SUPPORT STECKERUNTERSTÜTZUNG SUPPORT DE FICHE
	A7J0004396	MONTAGEBEUGEL>WABCO-TRANSICS MOUNTING BRACKET>WABCO-TRANSICS MONTAGEHALTER>WABCO-TRANSICS SUPPORT DE MONTAGE>WABCO-TRANSICS
	A9J0000030	BEUGEL LUCHTLEIDING AIR PIPE BRACKET LUFTRÖHRHALTERUNG SUPPORT DE TUYAU D'AIR
	A9J0000793	ONDERSTEUNING>LUCHTANK SUPPORT>AIR TANK UNTERSTÜTZUNG>LUFTTANK SUPPORT>RÉSERVOIR D'AIR
	OND802125	STANDSCHAKELAAR MET KOP VOOR BEWEGING SETTING SWITCH WITH HEAD FOR MOVEMENT SETTING SWITCH WITH HEAD FOR MOVEMENT INTERRUPTEUR DE RÉGLAGE AVEC TÊTE POUR MOUVEMENT

## HYDRAULISCHE ONDERDELEN

	Article	Description
	73HVR061	TERUGSLAGVENTIEL HYDRAULISCH , 1/2" RETURN VALVE HYDRAULIC, 1/2" RÜCKWÄRTSVENTIL HYDRAULISCH, 1/2" SOUPEPE DE RETOUR HYDRAULIQUE 1/2"
	73HVR082	HYDRAULISCH STUURVENTIEL POMP HYDRAULIC STEERING VALVE PUMP HYDRAULISCHE LENKVENTILPUMPE POMPE DE SOUPEPE DE DIRECTION HYDRAULIQUE
	73KKR024	KOGELKRAAN MET HENDEL, NW20, G 3/4", P=400BAR BALL VALVE WITH HANDLE, NW20, G 3/4", P=400BAR KUGELVENTIL MIT GRIFF, NW20, G 3/4", P=400BAR VANNE À BOULE AVEC POIGNEE, NW20, G 3/4 ", P = 400BAR
	73ORV004	VULDOP-ONTLUCHTING (HOOGTE 72 / DIAMETER 101) FILL CAP-VENTILATION (HEIGHT 72 / DIAMETER 101) FÜLLKAPPE-BELÜFTUNG (HÖHE 72 / DURCHMESSER 101) COUVERCLE DE REMPLISSAGE A VENTILATION (HAUTEUR 72 / DIAMÈTRE 101)
	73ORV016	OLIERESERVOIR HYVA CM-110/93 MP-RF OIL RESERVOIR HYVA CM-110/93 MP-RF ÖLBEHÄLTER HYVA CM-110/93 MP-RF RÉSERVOIR D'HUILE HYVA CM-110/93 MP-RF
	74KPD002	DROGE SCHROEFKOPP, MANNELIJK 3/4"K

Order by Phone +32 89 73 98 93 (NL - EN - DE)  
 +32 89 73 98 97 (NL - FR - IT)

Company stamp / Details

Order by E-mail Spareparts@lagservice.eu

Article	Quantity	Description	Remarks
1.			
2.			
3.			
4.			
5.			
6.			
7.			
8.			
9.			
10.			

Opmerkingen

We're also the right address for all repairing's / modifications and damage recoveries

TANK REFURBISHMENTS (SECOND LIFE) - with or without new chassis



PUMP UNIT / TIPPING CYLINDER BUILD IN AND REPAIR



DAMAGE REPAIR



Interested in our possibilities? Feel free and please contact us at: [service@lag.be](mailto:service@lag.be) or call +32 89 46 91 32

All brands marks images and associated copyright and other intellectual property (including Part Numbers where relevant) are owned by LAG trailers, or the respective producers, owners, or distributors of other makes. No rights or licences are granted to any third party without the express prior written agreement of the owner. Any third party supplier/manufacturer Part Numbers are displayed for comparative purposes only, and are not a statement of origin or manufacture of the product available. This catalogue replaces all previous versions. In kind of mistakes and to be sure for the latest information always ask LAG for the latest version of this catalog. Every effort is made to ensure accuracy but LAG is not liable for any errors or omissions. Inclusion of any product or service is not an offer capable of acceptance, and any orders must be placed and accepted by LAG or any selling dealer on their standard terms of sale. LAG standard terms of sale apply to any use of or enquiry relating to this catalogue/on line publication, and are available on [www.lag.be](http://www.lag.be) or [www.lagservice.eu](http://www.lagservice.eu) or your local LAG Dealer. Images are for illustrative purposes only and products available or supplied may vary in finish or other detail without affecting functionality. Sales are subject to the warranty and limitations applying to the product and relevant manufacturer/supplier. All products are subject to availability and the prevailing price at time of binding order.

**BELGIUM**

**LAG trailers N.V. - Bree**

Kanaallaan 54 | 3960 Bree  
spareparts@lagservice.eu  
+32 89 73 98 93 (NL - EN - DE)  
+32 89 73 98 97 (NL - FR - IT)

**The Netherlands**

**Burg Trailer Service - Pijnacker**

Katwijkerlaan 75 | 2641PD Pijnacker  
magazijn@burgtrailerservice.nl  
+31 (0)15 361 5410

**Poland**

**LAG Service Poland - Poznan**

Rabowicka 9 | 62-020 Jasin  
marcin.labanowicz@lagservice.eu  
+48 61 65 15 930